

TECH

NICAL

2026





**ILLUMINA**

**IL TUO**

**MONDO**

ILLUMINATES YOUR WORLD





# PASSIONE CHE ILLUMINA

**Dalla visione dei fratelli Lucia, Enrico e Antonio è nata GEA LED. Un'azienda che da più di tre decenni opera nel mondo dell'illuminotecnica con l'obiettivo di coniugare estetica e innovazione nella progettazione di soluzioni per il lighting design.**

**Nel tempo GEA LED è diventata un punto di riferimento per tutti i progettisti che cercano prodotti affidabili, resistenti, versatili e dalle elevate performance tecniche.**

## PASSION THAT ENLIGHTENS

From the vision of brothers Lucia, Enrico and Antonio, GEA LED was born. A company that has been operating in the world of lighting engineering for more than three decades with the aim of combining aesthetics and innovation in lighting design solutions.

Over time, GEA LED has become a point of reference for all designers looking for reliable, durable, versatile products with high technical performance.



**“Sebbene le tendenze si trasformino e nuovi materiali e tecnologie emergano, noi rimaniamo fedeli ad un’idea semplice ma fondamentale: realizzare luci che sappiano illuminare la vostra storia, valorizzare i vostri spazi e adattarsi al vostro modo di vivere, con un perfetto equilibrio tra stile e funzionalità.”**

*‘Although trends change and new materials and technologies emerge, we remain true to a simple but fundamental idea: to create lighting that can illuminate your history, enhance your spaces and adapt to the way you live, with a perfect balance of style and functionality.’*



**Con il nuovo catalogo Technical GEA LED, l'illuminazione si trasforma in molto più di una semplice sorgente luminosa: diventa un elemento chiave per definire ambienti che interpretano il gusto contemporaneo e anticipano lo stile di vita del futuro.**


**Le ultime novità introdotte mirano a un nuovo livello, ancora più ambizioso, di equilibrio tra design e innovazione tecnologica.**

**Faretti, proiettori, sospensioni e sistemi di illuminazione lineare sono stati selezionati per integrarsi in qualsiasi contesto, offrendo soluzioni versatili e funzionali, pensate per valorizzare sia gli spazi interni che quelli esterni.**

IMAGINING LIGHT, CREATING THE FUTURE

The new GEA LED proposal transforms lighting into much more than a simple luminous source: it becomes a key element in defining environments that interpret contemporary taste and anticipate the lifestyle of the future. The latest innovations aim at a new, even more ambitious level of balance between design and technological innovation.

Spotlights, projectors, suspensions and linear lighting systems have been selected to integrate into any context, offering versatile and functional solutions designed to enhance both indoor and outdoor spaces.



**IMMAGINARE LA LUCE,  
CREARE IL FUTURO**

# VISIONI DI LUCE CONTEMPORANEA





**La luce si afferma come elemento chiave nel design. Si modella con armonia e utilità, rispondendo alle necessità di un mondo che cambia velocemente. Il LED è l'anima delle nostre soluzioni, il motore che le rende possibili. Offre una resa luminosa elevata e un'efficienza energetica senza pari. Grazie al LED, diciamo addio agli sprechi e ai consumi inutili. Ci concentriamo invece sul valorizzare la forma e la funzione, sempre a vantaggio del progetto estetico.**



## CONTEMPORARY LIGHT VISIONS

Light establishes itself as a key element in design. It shapes itself with harmony and utility, responding to the needs of a rapidly changing world. LED is the soul of our solutions, the engine that makes them possible. It offers high light output and unparalleled energy efficiency. Thanks to LED, we say goodbye to waste and unnecessary consumption. Instead, we focus on enhancing form and function, always to the benefit of aesthetic design.

**Ogni proposta GEA LED prende forma dall'esplorazione di nuove possibilità nel mondo del lighting design, con l'intento di offrire soluzioni all'avanguardia che uniscono durata, tecnologia e performance, ad un'estetica attenta e curata. Il nostro approccio si basa sulla ricerca e sull'innovazione costante, così da poter interpretare e anticipare l'evoluzione del design contemporaneo.**

STRATEGIC THINKING, CREATIVE ACTION

Every GEA LED proposal takes shape from the exploration of new possibilities in the world of lighting design, aiming to offer cutting-edge solutions that combine durability, technology and performance with attentive and refined aesthetics.

Our approach is based on constant research and innovation, so that we can interpret and anticipate the evolution of contemporary design.

**PENSARE  
STRATEGICO,  
AGIRE  
CREATIVO**





**GEA LED vuole offrire soluzioni che, non solo rispondono alle richieste del presente, ma sono pronte ad affrontare le sfide del futuro: ambienti in continua evoluzione, tecnologie emergenti, nuovi stili di vita.**

**Ogni prodotto è pensato per essere flessibile, durevole e integrabile in contesti diversi, con la capacità di adattarsi insieme alle trasformazioni dell'abitare contemporaneo.**

**Perché per noi, illuminare significa anche anticipare il cambiamento.**

**Scopri tutte le nostre proposte, chiedi i cataloghi o consulta il sito [www.gealuce.com](http://www.gealuce.com)**

#### FUTURE TAKES SHAPE

GEA LED aims to offer solutions that not only meet the demands of the present, but are ready to face the challenges of the future: changing environments, emerging technologies, new lifestyles.

Each product is designed to be flexible, durable and integrable in different contexts, able to adapt to the transformations of contemporary living.

Because to us, lighting also means anticipating change.

Discover all our proposals, ask for the catalogues or visit [www.gealuce.com](http://www.gealuce.com)

# IL FUTURO PRENDE FORMA

Segui i nostri canali sociale  
per scoprire tutte le novità:







**SOLUZIONI INNOVATIVE  
PER PROGETTI DI ILLUMINAZIONE  
CHE GUARDANO AL FUTURO**  
INNOVATIVE SOLUTIONS  
FOR FORWARD-LOOKING  
LIGHTING PROJECTS



**INDOOR** p. 24


**LED PROFILES** p. 278

**OUTDOOR** p. 390

**BULBS** p. 560

#### LEGENDA

 Famiglia articolo nuova  
New article family

 Singolo articolo nuovo  
Single new items

## PROIETTORI E BINARI DECORATIVI 48Vdc / DECORATIVE 48Vdc PROJECTORS AND THIN TRACK

p. 24



GBIN40  
GBIN41  
GBIN42  
GBIN43

GBIN44  
GBIN45  
  
GBIN46  
GBIN47

GBIN50  
GBIN51

GFA1790  
GFA1791  
GFA1792  
GFA1793  
GFA1794  
GFA1795

GFA1800  
GFA1801  
GFA1802  
GFA1803  
GFA1804  
GFA1805

GFA1810  
GFA1811  
GFA1812  
GFA1813  
GFA1814  
GFA1815

GFA1820  
GFA1821  
GFA1822  
GFA1823  
GFA1824  
GFA1825

GFA1830  
GFA1831  
GFA1832  
GFA1833  
GFA1834  
GFA1835



GFA1840  
GFA1841  
GFA1842  
GFA1843  
GFA1844  
GFA1845

GFA1850  
GFA1851  
GFA1852  
GFA1853  
GFA1854  
GFA1855

GFA1860  
GFA1861  
GFA1862  
GFA1863  
GFA1864  
GFA1865

GFA1870  
GFA1871  
GFA1872  
GFA1873  
GFA1874  
GFA1875

GFA1880  
GFA1881  
GFA1882  
GFA1883  
GFA1884  
GFA1885

GFA1890  
GFA1891  
GFA1892  
GFA1893  
GFA1894  
GFA1895

GFA1900  
GFA1901  
GFA1902  
GFA1903  
GFA1904  
GFA1905

GFA1910  
GFA1911  
GFA1912  
GFA1913  
GFA1914  
GFA1915

## PROIETTORI E BINARIO ULTRASOTTILE 48Vdc / 48Vdc PROJECTORS AND THIN TRACK

p. 52



GBIN30

GFA1520  
GFA1521

GFA1530  
GFA1531

GFA1540  
GFA1541

GFA1550

GFA1560

## PROIETTORI E BINARI 48Vdc / 48Vdc PROJECTORS AND TRACK

p. 66



GBIN10  
GBIN11  
GBIN12  
GBIN13

GBIN20  
GBIN21

GFA1260  
GFA1270

GFA1260CD  
GFA1260ND

GFA1270HD  
GFA1270CD  
GFA1270ND

GFA1280  
GFA1290

GFA1280CD  
GFA1280ND

GFA1290HD  
GFA1290CD  
GFA1290ND

GFA1300  
GFA1310

GFA1320  
GFA1330

GFA1261  
GFA1271

GFA1261CD  
GFA1261ND

GFA1271HD  
GFA1271CD  
GFA1271ND

GFA1281  
GFA1291

GFA1281CD  
GFA1281ND

GFA1291HD  
GFA1291CD  
GFA1291ND

GFA1301  
GFA1311

GFA1321  
GFA1331

GFA1262  
GFA1272

GFA1282  
GFA1292

GFA1302  
GFA1312



GFA1340  
GFA1350  
■ GFA1352

GFA1340CD  
GFA1340ND

GFA1350HD  
GFA1350CD  
GFA1350ND

GFA1360  
GFA1370

GFA1930CD  
GFA1930ND

GFA1940CD  
GFA1940ND

GFA1341  
GFA1351  
■ GFA1353

GFA1341CD  
GFA1341ND  
  
GFA1770CD  
GFA1770ND

GFA1351HD  
GFA1351CD  
GFA1351ND

GFA1361  
GFA1371

GFA1931CD  
GFA1931ND

GFA1941CD  
GFA1941ND

GFA1510  
GFA1511  
■ GFA1512

GFA1511HD  
GFA1511CD  
GFA1511ND

■ GFA1770C  
■ GFA1771C  
■ GFA1772C

■ GFA1771HD  
■ GFA1771CD  
■ GFA1771ND





































PROIETTORI E BINARIO 230Vac / 230Vac PROJECTORS AND TRACK

					
GBIN01 GBIN02	GFA970C-N GFA980C-N	GFA972C-N GFA982C-N	GFA990C-N GFA991C-N	GFA1060 GFA1061 GFA1062	GFA1240C-N GFA1250C-N
	GFA971C-N GFA981C-N				GFA1241C-N GFA1251C-N

				
GFA1590 GFA1591	GFA1630 GFA1631	GFA1670C-N GFA1671C-N	GFA1750C-N GFA1751C-N	GFA1760C-N GFA1761C-N
		GFA1672C-N GFA1673C-N	GFA1752C-N GFA1753C-N	GFA1762C-N GFA1763C-N
			GFA1754C-N GFA1755C-N	

FARETTI INCASSO LED / LED RECESSED SPOTLIGHTS

									
GES2060C-N GES2061C	GFA301 GFA302	GFA361 GFA362	GFA441 GFA442	GFA750C-N GFA751C-N GFA752C-N	GFA753C-N GFA754C-N GFA755C-N	GFA770C-N GFA771C-N	GFA850C-N GFA851C-N	GFA880C-N GFA890C-N	GFA900C-N GFA901C-N GFA902C-N GFA903C-N
	GFA303 GFA304	GFA363 GFA364							
									
GFA910C-N GFA911C-N	GFA950C-N GFA960C-N	GFA1000C GFA1001C	GFA1010C GFA1020C	GFA1030C-N GFA1031C-N	GFA1040C GFA1041C GFA1042C	GFA1050C-N GFA1051C-N	GFA1080C-N GFA1081C-N	GFA1090C-N GFA1091C-N GFA1092C-N GFA1093C-N	
	GFA951C-N GFA961C-N		GFA1011C GFA1021C						
									
GFA1100C-N GFA1101C-N	GFA1110C-N GFA1111C-N GFA1112C-N	GFA1120C-N GFA1121C-N GFA1122C GFA1123C	GFA1130C-N GFA1131C-N GFA1132C	GFA1400	GFA1410C-N GFA1411C GFA1412C-N GFA1413C GFA1414C-N GFA1415C	GFA1480H-C GFA1481H-C GFA1482H-C GFA1483H-C	GFA1660 GFA1661 GFA1663 GFA1665	GFA1662 GFA1664	
									
GFA1690 GFA1691 GFA1694 GFA1695	GFA1692 GFA1693 GFA1696 GFA1697	GFA1698 GFA1699	GFA1700 GFA1701 GFA1702 GFA1703	GFA1710 GFA1711 GFA1712 GFA1713	GFA1720 GFA1721				

## FARETTI INCASSO GU10 / RECESSED SPOTLIGHTS

p. 164



GFA040  
GFA041  
GFA042  
■ GFA043  
■ GFA044

GFA050  
GFA051  
GFA052  
■ GFA053  
■ GFA054

GFA090  
GFA091  
GFA092  
■ GFA093  
■ GFA094

GFA130  
GFA131  
GFA132  
■ GFA133  
■ GFA134

GFA160  
GFA161

GFA162  
GFA163

GFA170  
GFA171

GFA180  
GFA181

GFA190  
GFA191



GFA220  
GFA221  
GFA222

GFA230  
GFA231

GFA240  
GFA241

GFA310  
GFA311  
GFA312  
GFA313

GFA320  
GFA321  
GFA322

GFA370  
GFA371  
GFA372  
GFA373

GFA374  
GFA375  
GFA376  
GFA377

GFA1150  
GFA1151

GFA1160  
GFA1161



GFA1170  
GFA1171

GFA1180  
GFA1181

GFA1190  
GFA1191

GFA1200  
GFA1201

GFA1210  
GFA1211

GFA1380  
GFA1381

GFA1390  
GFA1391

FARETTI INCASSO IN GESSO /  
GYPSUM RECESSED SPOTLIGHTS

p. 180



GFA590  
GFA591

GFA592  
GFA595

GFA593  
GFA594

GFA611

SEGNAPASSI /  
STEPLIGHTS

p. 198







































GFA1570  
GFA1580

GFA1420  
GFA1421  
GFA1422  
GFA1423

## PLAFONIERE E APPLIQUE / CEILING AND WALL LIGHTS

p. 204

 252	 254	 251	 251	 245	 244	 224	 225	 226	 228
GAP530 GAP531	GAP540 GAP542	GAP580 GAP581 GAP582 GAP583 GAP584 GAP585	GAP590 GAP591 GAP592 GAP593 GAP594 GAP595	GFA331 GFA332	GFA351 GFA352	GFA760C-N  GFA761C-N  GFA762C-N	GFA763C-N  GFA764C-N  GFA765C-N	GFA1070  GFA1071  GFA1072	GFA1140C-N  GFA1141C-N
 242	 243	 246	 248	 230	 232	 234	 235	 236	
GFA1220 GFA1221	GFA1230 GFA1231	GFA1394 GFA1395	GFA1398 GFA1399	GFA1430C GFA1431C  GFA1432C GFA1433C	GFA1460H-C GFA1461H-C  GFA1462H-C GFA1463H-C	GFA1470H-C GFA1471H-C  GFA1472H-C GFA1473H-C	GFA1474H-C GFA1475H-C  GFA1476H-C GFA1477H-C	GFA1500 GFA1501  GFA1502 GFA1503	
 238	 240	 222	 211	 229	 214	 216	 217	 219	 219
GFA1600 GFA1601	GFA1620 GFA1621	GFA1680C-N GFA1681C-N  GFA1682C-N GFA1683C-N	GFA1740 GFA1741 GFA1742 GFA1743	GPL240C-N GPL242C-N  GPL241C-N GPL243C-N	GPL260C-N GPL270C-N  GPL261C-N GPL271C-N  GPL262C-N GPL272C-N	GPL300C-N  GPL301C-N  GPL302C-N	GPL310C-N  GPL311C-N  GPL312C-N	GPL320 GPL321  GPL322 GPL323	GPL324 GPL325  GPL326 GPL327  GPL328 GPL329
 220	 212	 206	 208	 208	 211	 211			
GPL330H-C GPL331H-C  GPL332H-C GPL333H-C  GPL334H-C GPL335H-C	GPL380 GPL381  GPL382 GPL383	GPL390 GPL391 GPL392 GPL393	GPL400 GPL401 GPL402 GPL403	GPL404 GPL405 GPL406 GPL407	GPL410 GPL411 GPL412 GPL413	GPL414 GPL415 GPL416 GPL417			

## SOSPENSIONI / SUSPENSIONS

p. 256

 260	 261	 262	 258
GKI300 GKI302	GKI310 GKI312	GSO100 GSO101	GSO150 GSO151 GSO152 GSO153

## SOSPENSIONI E PLAFONIERE DA UFFICIO / OFFICE SUSPENSIONS AND CEILING LIGHT

p. 264

 272	 272	 276	 276	 266	 268	 270
GPL420	GPL430	GPL421	GPL431	GSO110C-N GSO111C-N	GSO120C-N GSO121C-N	GSO130C-N GSO131C-N

## PLAFONIERE E SOSPENSIONI / CEILING AND SUSPENSIONS

p. 278



BAKU P  
PBAPB1  
PBAPN1

BLED P  
PBLPB1  
PBLPN1

BUCAREST P  
PBUPB1  
PBUPN1  
PBUPO1

BRASILIA 2 M  
GBRPB2  
GBRPN2

RABAT  
GRAPB1  
GRAPN1

RIGA G  
PRIPB2  
PRIPN2

BAKU G  
PBAPB2  
PBAPN2

BLED G  
PBLPB2  
PBLPN2

BUCAREST G  
PBUPB2  
PBUPN2  
PBUPO2

BRASILIA 3 M  
GBRPB3  
GBRPN3

## ANGOLARE / ANGULAR

p. 298



AVANA  
GAVPB1

LUBIANA C  
PLUPBC  
PLUPNC  
PLUPOC

LUBIANA D  
PLUPBD  
PLUPND  
PLUPOD

PLUPBC3  
PLUPNC3  
PLUPOC3

PLUPBD3  
PLUPND3  
PLUPOD3

## APPLIQUE / WALL LIGHT

p. 308



TIRANA 2 M  
GTIPB2  
GTIPN2

RIGA AF  
PRIACFB  
PRIACFN

TIRANA 3 M  
GTIPB3  
GTIPN3

## INCASSI / RECESSED

p. 318



LIVERPOOL RP  
PLIPRBP  
PLIPRNP

OTTAWA  
GOTPB1

PRAGA  
GPRPB1

ROMA  
GROPB1

LIVERPOOL RG  
PLIPRBG  
PLIPRNG

## INCASSI CON CARTONGESSO INTEGRATO

p. 332



CARRARA P  
PCAPA1

MASSA P  
PMAPA1

CARRARA M  
PCAPA2


MASSA G  
PMAPA2

CARRARA G  
PCAPA3

## LED PROFILES STANDARD

p. 344

## INCASSI / RECESSED



GSTP240

GSTP241


GSTP41  
GSTP82

GSTP140  
GSTP150

GSTP170

GSTP121  
GSTP123

## PLAFONIERE / CEILING



GSTP21  
GSTP22

GSTP61  
GSTP72

GSTP101  
GSTP103

GSTP180  
GSTP181

GSTP230  
GSTP231

GSTP131  
GSTP133

## STRIP LED / STRIP LED

p. 358



## STRIP LED IP65 / IP66

p. 370



## ALIMENTATORI / POWER SUPPLIES

p. 386



## CENTRALINE E TELECOMANDI / CONTROL UNITS AND REMOTE UNITS

p. 388



## ACCESSORI STRISCE LED / LED STRIPS ACCESSORIES

p. 389



## FARETTI INCASSO IP65 / IP65 RECESSED STEPLIGHTS

p. 390




GFA1920C-N GFA1922C-N  
GFA1921C-N GFA1923C-N

## PLAFONIERE E APPLIQUE / CEILING AND WALL LIGHTS

p. 394



GES140 GES170 GES290 GES300 GES310 GES400 GES482 GES713 GES770 GES830  
GES141 GES171 GES291 GES301 GES311 GES410 GES492 GES723 GES770C  
GES142 GES172 GES292 GES302 GES312 GES420 GES733 GES771 GES771C  
GES143 GES173 GES293 GES303 GES313 GES420 GES2013 GES772 GES772C  
GES772C




GES832 GES860C-N GES870C-N GES880C-N GES900 GES903 GES910 GES913 GES960-C GES970-C  
GES833 GES861C-N GES871C-N GES881C-N GES901 GES904 GES911 GES914 GES961-C GES971-C  
GES862C-N GES872C-N GES882C-N GES902 GES905 GES912 GES915 GES962-C GES972-C  
GES863C-N GES873C-N GES883C-N GES884C-N GES885C-N GES963-C  
GES864C-N GES874C-N GES886C-N GES887C-N GES964-C  
GES865C-N GES875C-N GES886C-N GES887C-N GES965-C  
GES866C-N GES876C-N  
GES867C-N GES877C-N



GES1000 GES1003 GES1006 GES1010 GES1013 GES1016 GES1020 GES1040 GES1050 GES1060  
GES1001 GES1004 GES1007 GES1011 GES1014 GES1017 GES1021 GES1041 GES1051 GES1061  
GES1002 GES1005 GES1008 GES1012 GES1015 GES1018 GES1022 GES1042 GES1052 GES1062  
GES1023  
GES1024  
GES1025  
GES1063  
GES1064  
GES1065  
GES1066  
GES1067



GES1064 GES1070 GES1073 GES1150 GES2020 GES2070 GES2073 GES2080 GES2090 GES2100  
GES1065 GES1071 GES1074 GES1160 GES2030 GES2071 GES2074 GES2081 GES2091 GES2101  
GES1066 GES1072 GES1075 GES1160 GES2030 GES2072 GES2075 GES2082 GES2092 GES2102  
GES1067  
GES2083  
GES2084  
GES2085



GES2210 GES2240 GES2300 GPL250 GPL252 GPL340 GPL350 GPL360 GPL370  
GES2211 GES2241 GES2310 GPL251 GPL253 GPL341 GPL351 GPL361 GPL371  
GES2212 GES2242 GES2320 GPL342 GPL343 GPL352 GPL362 GPL372  
GES2213 GES2243  
GES2214 GES2244  
GES2215 GES2245  
GES2246  
GES2247  
GES2248

## LAMPADE DA TAVOLO / TABLE LIGHTS

p. 464











GLS050  
GLS051  
GLS052  
GLS053  
GLS054  
GLS055

GLS030  
GLS031  
GLS032

## PALETTI PER ESTERNI / OUTDOOR BOLLARDS

p. 470



GES012  
GES022

GES401  
GES411  
GES421

GES450-C  
GES451-C

GES480  
GES490

GES511  
GES521

GES600  
GES610  
GES620

GES710  
GES720  
GES730  
GES2010

GES712  
GES722  
GES732  
GES2012

GES1110  
GES1120

GES1112  
GES1122

GES013  
GES023

GES402  
GES412  
GES422

GES452-C

GES481  
GES491





GES512  
GES522

GES601  
GES611  
GES621

GES711  
GES721  
GES731  
GES2011

GES1111  
GES1121

GES1113  
GES1123



GES1151  
GES1161

GES2021  
GES2031

GES2260

GES2270

GES2301  
GES2311  
GES2321

GES2330C-N  
GES2331C-N  
GES2332C-N  
GES2333C-N

GES2360  
GES2361

GES2370  
GES2371

GES2380  
GES2381

GES2390  
GES2391

GES1152  
GES1162





GES2022  
GES2032

GES2261

GES2271

GES2302  
GES2312  
GES2322

GES2023  
GES2033



GES2400  
GES2401

GES2410C-N  
GES2411C-N

GES2420C-N  
GES2421C-N

GES2430C-N  
GES2431C-N

GES2402  
GES2403

GES2412C-N  
GES2413C-N

GES2422C-N  
GES2423C-N

GES2432C-N  
GES2433C-N

GES2404  
GES2405

GES2414C-N  
GES2415C-N

GES2424C-N  
GES2425C-N

GES2434C-N  
GES2435C-N

## CATENE LUMINOSE / LIGHT CHAINS

p. 506




GFIB03  
GFIN03

GFIB04  
GFIN04

## SOSPENSIONI INDUSTRIALI / INDUSTRIAL SUSPENSION

p. 510



GLI020

GLI021

GLI022

## SEGNAPASSI / STEPLIGHTS

p. 514




517

GES150



516

GES350  
GES351

519

GES980-C  
GES981-C  
GES982-C

518

GES983  
GES984  
GES985

520

GES1170C-N  
GES1171C-N  
GES1172C-N


522

GES1190C-N  
GES1191C-N  
GES1192C-N

524

GES2000C-N  
GES2001C-N  
GES2002C-N


526

GES2040  
GES2041GES2050  
GES2051

528

GES2110C-N  
GES2111C-N  
GES2112C-N

528

GES2120C-N  
GES2121C-N  
GES2122C-N

530

GES2130  
GES2131  
GES2132

530

GES2140  
GES2141  
GES2142

## PROIETTORI E ARMATURE STRADALI / PROJECTORS AND STREET LIGHTING

p. 532




552

GES580N  
GES581N


543

GES740  
GES741  
GES742


546

GES840C-N  
GES841C-N  
GES842C-N  
GES843C-N  
GES844C-N

540

GES1130  
GES1131

542

GES1140  
GES1141

536

GES2220  
GES2221

536

GES2222  
GES2223


534

GES2230  
GES2231  
GES2232  
GES2233  
GES2234  
GES2235

545

GES2340  
GES2341  
GES2342  
GES2343

548

GES2250C  
GES2250N

539

GES2280  
GES2281  
GES2282  
GES2290  
GES2291  
GES2292

551

GES2350  
GES2351  
GES2352

## FARETTI CALPESTABILI / WALKABLE SPOTLIGHTS

p. 554



556

GES220C  
GES221C

557

GES260  
GES261

558

GES270  
GES271


559

GES272



## LAMPADINE LED E27 / LED BULBS E27

p. 562



GLA230C  
GLA230N  
GLA230

GLA260B

GLA260C  
GLA260N

## LAMPADINE LED GX53 / LED BULBS GX53

p. 563




GLA091C  
GLA091N

GLA108C

GLA310C  
GLA310N

## LAMPADINE LED GU10 / LED BULBS GU10

p. 564



GLA241C  
GLA241N

GLA242C  
GLA242N

GLA243C  
GLA243N

GLA244C  
GLA244N

GLA350C  
GLA350N

## LAMPADINE LED G9 / LED BULBS G9

p. 565



GLA184C  
GLA184N

GLA185H  
GLA185C  
GLA185N

GLA186C  
GLA186N

GLA360C  
GLA360N

GLA361C  
GLA361N





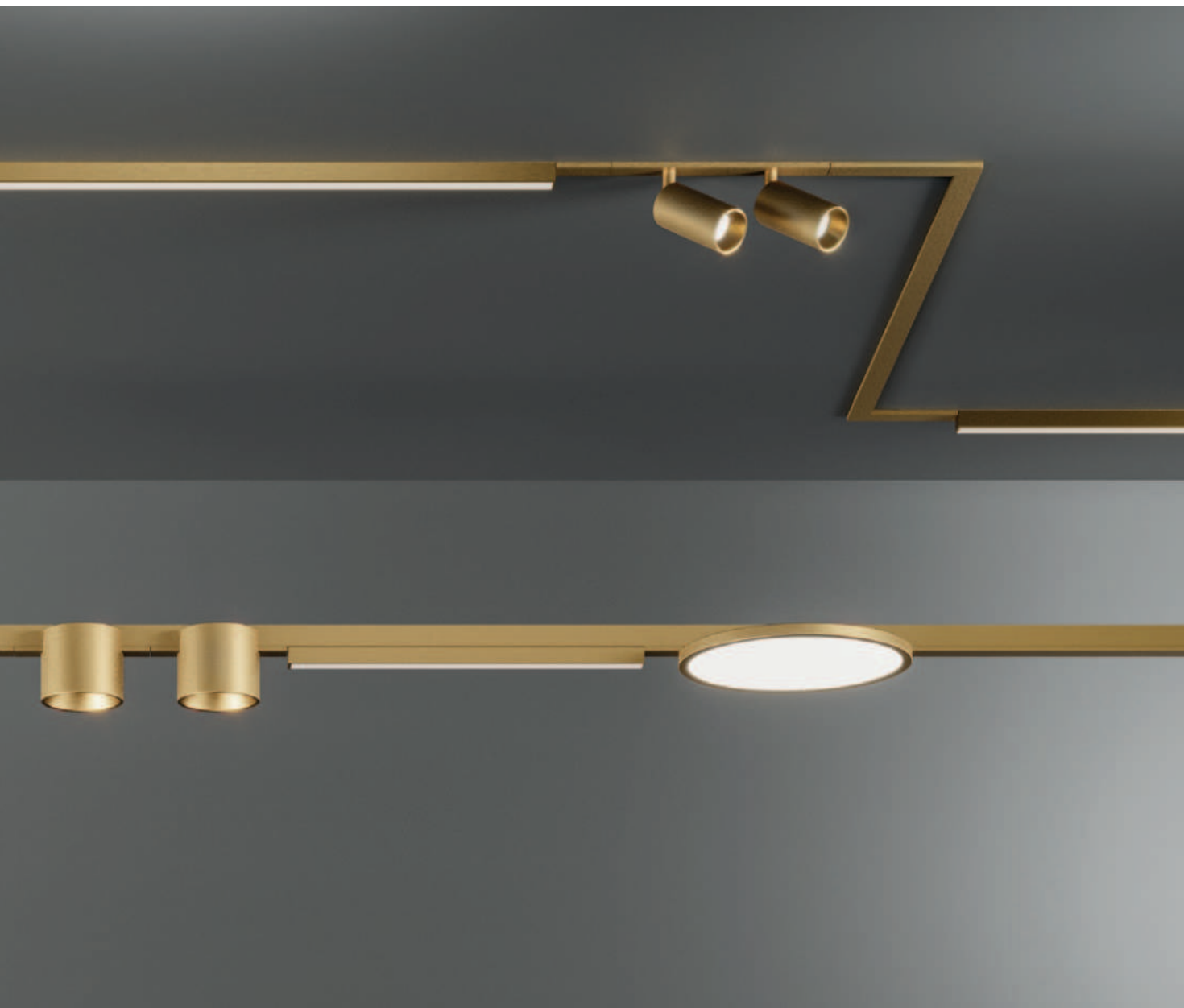
**PROIETTORI E  
BINARI DECORATIVI 48V  
DECORATIVE 48V  
PROJECTORS AND TRACKS**



## PROIETTORI DECORATIVI DECORATIVE PROJECTORS 48Vdc

Pensato per soddisfare le esigenze del design contemporaneo, questo sistema a binario componibile consente di creare soluzioni luminose dinamiche e personalizzate per ambienti residenziali, commerciali e retail. Grazie a una vasta gamma di proiettori disponibili è garantita un'illuminazione su misura per ogni esigenza, permettendo di valorizzare gli spazi con precisione ed efficacia. Dalla luce d'accento a quella diffusa, ogni elemento è studiato per dare il massimo delle prestazioni e un impatto visivo di grande effetto.

Il design raffinato è esaltato da una selezione esclusiva di finiture che si integrano perfettamente negli ambienti più ricercati, conferendo un tocco di classe e armonia estetica. Il sistema a binario decorativo 48V è progettato per offrire massima libertà creativa e facilità di installazione. Il basso voltaggio garantisce efficienza energetica e sicurezza, rendendolo una scelta ideale per chi cerca un'illuminazione moderna, funzionale e di grande impatto visivo..



Conceived to meet the demands of contemporary design, this modular track system allows the creation of dynamic and customised lighting solutions for residential, commercial and retail environments. A wide range of available projectors ensures tailor-made lighting for every need, allowing spaces to be enhanced with precision and effectiveness. From accent to diffuse lighting, each element is designed to give maximum performance and impressive visual impact.

The refined design is enhanced by an exclusive selection of finishes that blend perfectly into the most sought-after environments, adding a touch of class and aesthetic harmony. The 48V decorative track system is designed to offer maximum creative freedom and ease of installation. The low voltage guarantees energy efficiency and safety, making it an ideal choice for those seeking modern, functional and visually striking lighting.


# PROIETTORI DECORATIVI DECORATIVE PROJECTORS 48Vdc



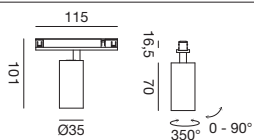
Modulo di illuminazione LED non dimmerabile ad uno spot con rotazione ed inclinazione regolabile.  
Struttura in alluminio con diffusore in policarbonato trasparente.  
Non disponibile per la doppia accensione.  
Sistema ad incastro magnetico installabile solo nei binari 48V GBIN40/GBIN41/GBIN42/GBIN43/GBIN44/GBIN45/GBIN46/GBIN47/GBIN50/GBIN51.  
Non è possibile installare il corpo illuminante negli angoli.  
Finiture dello spot completo: bianco satinato, nero satinato, oro opaco, nickel, nickel scuro o champagne.

Non-dimmable single-spot LED lighting module with adjustable rotation and tilt.  
Aluminum frame with transparent polycarbonate diffuser.  
Not available for double switching.  
Magnetic fitting system that can only be installed in the 48V tracks GBIN40/GBIN41/GBIN42/GBIN43/GBIN44/GBIN45/GBIN46/GBIN47/GBIN50/GBIN51.  
It is not possible to install the luminaire in corners.  
Finishes of the complete spot: satin white, satin black, matt gold, nickel, dark nickel or champagne.

NEW



LED  
6W | 48Vdc  
CRI >90



BEAM



Non dimmerabile  
Non-dimmable

No doppia accensione  
No dual switching



Bianco satinato / Satin White  
**GFA1790** 3000K 420lm



Nero satinato / Satin Black  
**GFA1791** 3000K 395lm



Oro opaco / Matt Gold  
**GFA1792** 3000K 420lm



Nickel / Nickel  
**GFA1793** 3000K 420lm

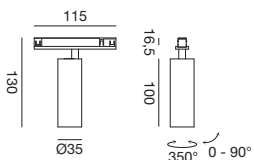


Nickel scuro / Black Nickel  
**GFA1794** 3000K 420lm



Champagne / Champagne  
**GFA1795** 3000K 420lm

LED  
8W | 48Vdc  
CRI >90



BEAM



Non dimmerabile  
Non-dimmable

No doppia accensione  
No dual switching



Bianco satinato / Satin White  
**GFA1800** 3000K 550lm



Nero satinato / Satin Black  
**GFA1801** 3000K 515lm



Oro opaco / Matt Gold  
**GFA1802** 3000K 550lm



Nickel / Nickel  
**GFA1803** 3000K 550lm

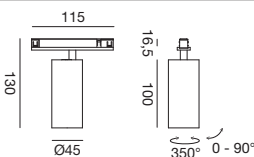


Nickel scuro / Black Nickel  
**GFA1804** 3000K 550lm



Champagne / Champagne  
**GFA1805** 3000K 550lm

LED  
10W | 48Vdc  
CRI >90



BEAM



Non dimmerabile  
Non-dimmable

No doppia accensione  
No dual switching



Bianco satinato / Satin White  
**GFA1810** 3000K 770lm



Nero satinato / Satin Black  
**GFA1811** 3000K 725lm



Oro opaco / Matt Gold  
**GFA1812** 3000K 770lm



Nickel / Nickel  
**GFA1813** 3000K 770lm



Nickel scuro / Black Nickel  
**GFA1814** 3000K 770lm



Champagne / Champagne  
**GFA1815** 3000K 770lm

Modulo di illuminazione LED non dimmerabile a 2 spot con rotazione ed inclinazione regolabile. Struttura in alluminio con diffusore in policarbonato trasparente. Non disponibile per la doppia accensione. Sistema ad incastro magnetico installabile solo nei binari 48V GBIN40/GBIN41/GBIN42/GBIN43/GBIN44/GBIN45/GBIN46/GBIN47/GBIN50/GBIN51. Non è possibile installare il corpo illuminante negli angoli.  
 Finiture dello spot completo: bianco satinato, nero satinato, oro opaco, nickel, nickel scuro o champagne.

Non-dimmable 2-spot LED lighting module with adjustable rotation and tilt. Aluminum frame with transparent polycarbonate diffuser. Not available for double switching. Magnetic mounting system that can only be installed in the 48V tracks GBIN40/GBIN41/GBIN42/GBIN43/GBIN44/GBIN45/GBIN46/GBIN47/GBIN50/GBIN51. It is not possible to install the luminaire in corners.  
 Finishes of the complete spot: satin white, satin black, matt gold, nickel, dark nickel or champagne.



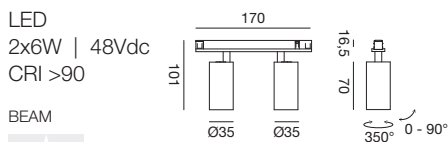
**NEW**









225 0,018 25.000  
 285 0,022



-  Non dimmerabile  
Non-dimmable
-  No doppia accensione  
No dual switching



Bianco satinato / Satin White  
**GFA1820** 3000K 790lm



Nero satinato / Satin Black  
**GFA1821** 3000K 740lm



Oro opaco / Matt Gold  
**GFA1822** 3000K 790lm



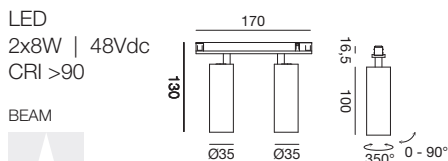
Nichel / Nickel  
**GFA1823** 3000K 790lm





Nichel scuro / Black Nickel  
**GFA1824** 3000K 790lm



Champagne / Champagne  
**GFA1825** 3000K 790lm



-  Non dimmerabile  
Non-dimmable
-  No doppia accensione  
No dual switching



Bianco satinato / Satin White  
**GFA1830** 3000K 1100lm



Nero satinato / Satin Black  
**GFA1831** 3000K 1030lm



Oro opaco / Matt Gold  
**GFA1832** 3000K 1100lm



Nichel / Nickel  
**GFA1833** 3000K 1100lm



Nichel scuro / Black Nickel  
**GFA1834** 3000K 1100lm



Champagne / Champagne  
**GFA1835** 3000K 1100lm









Modulo di illuminazione LED non dimmerabile lineare a luce diffusa. Struttura in alluminio con diffusore in policarbonato bianco opale. Non disponibile per la doppia accensione. Sistema ad incastro magnetico installabile solo nei binari 48V GBIN40/GBIN41/GBIN42/GBIN43/GBIN44/GBIN45/GBIN46/GBIN47/GBIN50/GBIN51. Non è possibile installare il corpo illuminante negli angoli. Finiture della reglette completa: bianco satinato, nero satinato, oro opaco, nickel, nickel scuro o champagne.

Non-dimmable linear LED lighting module for diffuse light. Aluminum frame with opal white polycarbonate diffuser. Not available for double switching. Magnetic mounting system that can only be installed in the 48V tracks GBIN40/GBIN41/GBIN42/GBIN43/GBIN44/GBIN45/GBIN46/GBIN47/GBIN50/GBIN51. It is not possible to install the light fitting in corners. Finishes of the complete batten: satin white, satin black, matt gold, nickel, dark nickel or champagne.



**NEW**









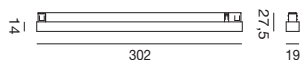
140 0,0007 25.000  
 265 0,0014

LED  
12W | 48Vdc  
CRI >90

BEAM



-  Non dimmerabile  
Non-dimmable
-  No doppia accensione  
No dual switching



Bianco satinato / Satin White  
**GFA1840** 3000K 700lm

Nero satinato / Satin Black  
**GFA1841** 3000K 660lm

Oro opaco / Matt Gold  
**GFA1842** 3000K 700lm

Nickel / Nickel  
**GFA1843** 3000K 700lm



Nickel scuro / Black Nickel  
**GFA1844** 3000K 700lm

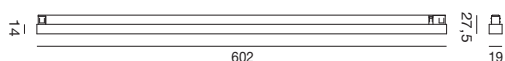
Champagne / Champagne  
**GFA1845** 3000K 700lm

LED  
24W | 48Vdc  
CRI >90

BEAM



-  Non dimmerabile  
Non-dimmable
-  No doppia accensione  
No dual switching



Bianco satinato / Satin White  
**GFA1850** 3000K 1350lm

Nero satinato / Satin Black  
**GFA1851** 3000K 1270lm

Oro opaco / Matt Gold  
**GFA1852** 3000K 1350lm

Nickel / Nickel  
**GFA1853** 3000K 1350lm

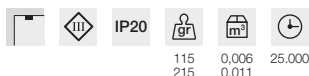
Nickel scuro / Black Nickel  
**GFA1854** 3000K 1350lm

Champagne / Champagne  
**GFA1855** 3000K 1350lm

Modulo di illuminazione LED non dimmerabile lineare antiabbagliamento a luce diffusa. Struttura in alluminio con diffusore in policarbonato bianco. Non disponibile per la doppia accensione. Sistema ad incastro magnetico installabile solo nei binari 48V GBIN40/GBIN41/GBIN42/GBIN43/GBIN44/GBIN45/GBIN46/GBIN47/GBIN50/GBIN51. Non è possibile installare il corpo illuminante negli angoli. Finiture della reglette completa: bianco satinato, nero satinato, oro opaco, nickel, nickel scuro o champagne.

Non-dimmable linear glare-free LED lighting module with diffuse light. Aluminum frame with white polycarbonate diffuser. Not available for double switching. Magnetic fitting system that can only be installed in the 48V tracks GBIN40/GBIN41/GBIN42/GBIN43/GBIN44/GBIN45/GBIN46/GBIN47/GBIN50/GBIN51. It is not possible to install the light fitting in corners. Finishes of the complete batten: satin white, satin black, matt gold, nickel, dark nickel or champagne.

# NEW



115 0,006 25.000  
215 0,011



LED  
10W | 48Vdc  
CRI >90


BEAM



40°

Non dimmerabile  
Non-dimmable

No doppia accensione  
No dual switching



Bianco satinato / Satin White  
**GFA1860** 3000K 790lm



Nero satinato / Satin Black  
**GFA1861** 3000K 740lm



Oro opaco / Matt Gold  
**GFA1862** 3000K 790lm



Nickel / Nickel  
**GFA1863** 3000K 790lm



Nickel scuro / Black Nickel  
**GFA1864** 3000K 790lm



Champagne / Champagne  
**GFA1865** 3000K 790lm

LED  
20W | 48Vdc  
CRI >90

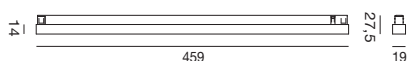
BEAM



40°

Non dimmerabile  
Non-dimmable

No doppia accensione  
No dual switching



Bianco satinato / Satin White  
**GFA1870** 3000K 1600lm



Nero satinato / Satin Black  
**GFA1871** 3000K 1500lm



Oro opaco / Matt Gold  
**GFA1872** 3000K 1600lm



Nickel / Nickel  
**GFA1873** 3000K 1600lm



Nickel scuro / Black Nickel  
**GFA1874** 3000K 1600lm



Champagne / Champagne  
**GFA1875** 3000K 1600lm

BINARI PER PROIETTORI / TRACK FOR PROJECTORS  
Vedi pagine / see pages 44-50

Modulo di illuminazione LED non dimmerabile a luce diffusa. Struttura in alluminio con diffusore in policarbonato bianco.

Non disponibile per la doppia accensione.

Sistema ad incastro magnetico installabile solo nei binari 48V GBIN40/GBIN41/GBIN42/GBIN43/GBIN44/GBIN45/GBIN46/GBIN47/GBIN50/GBIN51. Non è possibile installare il corpo illuminante negli angoli.

Finiture del plafone completo: bianco satinato, nero satinato, oro opaco, nickel, nickel scuro o champagne.

Non-dimmable LED lighting module with diffused light. Aluminum frame with white polycarbonate diffuser.

Not available for double switching.

Magnetic mounting system that can only be installed in the 48V tracks GBIN40/GBIN41/GBIN42/GBIN43/GBIN44/GBIN45/GBIN46/GBIN47/GBIN50/GBIN51. It is not possible to install the luminaire in corners.

Finishes of the complete ceiling light: satin white, satin black, matt gold, nickel, dark nickel or champagne.



**NEW**




LED  
8W | 48Vdc  
CRI >90

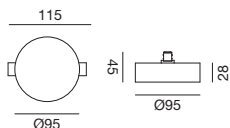
BEAM



110°

 Non dimmerabile  
Non-dimmable

 No doppia accensione  
No dual switching



Bianco satinato / Satin White  
**GFA1880** 3000K 600m



Nero satinato / Satin Black  
**GFA1881** 3000K 565lm



Oro opaco / Matt Gold  
**GFA1882** 3000K 600m



Nickel / Nickel  
**GFA1883** 3000K 600m



Nickel scuro / Black Nickel  
**GFA1884** 3000K 600m



Champagne / Champagne  
**GFA1885** 3000K 600m



Modulo di illuminazione LED non dimmerabile antiabbagliamento a luce diffusa. Struttura in alluminio con diffusore in policarbonato bianco con particolare nero. Non disponibile per la doppia accensione. Sistema ad incastro magnetico installabile solo nei binari 48V GBIN40/GBIN41/GBIN42/GBIN43/GBIN44/GBIN45/GBIN46/GBIN47/GBIN50/GBIN51. Non è possibile installare il corpo illuminante negli angoli. Finiture del plafone: bianco satinato, nero satinato, oro opaco, nickel, nickel scuro o champagne.

Non-dimmable, glare-free LED lighting module with diffuse light. Aluminum frame with white polycarbonate diffuser with black detail. Not available for double switching. Magnetic mounting system that can only be installed in the 48V tracks GBIN40/GBIN41/GBIN42/GBIN43/GBIN44/GBIN45/GBIN46/GBIN47/GBIN50/GBIN51. It is not possible to install the luminaire in corners. Ceiling light finishes: satin white, satin black, matt gold, nickel, dark nickel or champagne.

**NEW**



LED  
8W | 48Vdc  
CRI >90

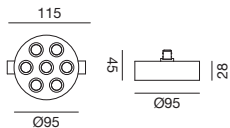
BEAM



36°

Non dimmerabile  
Non-dimmable

No doppia accensione  
No dual switching



Bianco satinato / Satin White  
**GFA1890** 3000K 650lm



Nero satinato / Satin Black  
**GFA1891** 3000K 610lm



Oro opaco / Matt Gold  
**GFA1892** 3000K 650lm



Nickel / Nickel  
**GFA1893** 3000K 650lm



Nickel scuro / Black Nickel  
**GFA1894** 3000K 650lm



Champagne / Champagne  
**GFA1895** 3000K 650lm





Modulo di illuminazione LED non dimmerabile antiabbagliamento a luce diffusa. Struttura in alluminio con diffusore in policarbonato trasparente. Non disponibile per la doppia accensione. Sistema ad incastro magnetico installabile solo nei binari 48V GBIN40/GBIN41/GBIN42/GBIN43/GBIN44/GBIN45/GBIN46/GBIN47. Non è possibile installare il corpo illuminante negli angoli.

Finiture del plafone completo: bianco satinato, nero satinato, oro opaco, nickel, nickel scuro o champagne.

Non-dimmable, glare-free LED lighting module with diffuse light. Aluminum frame with transparent polycarbonate diffuser. Not available for double switching. Magnetic snap-in system that can only be installed in the 48V GBIN40/GBIN41/GBIN42/GBIN43/GBIN44/GBIN45/GBIN46/GBIN47 tracks. It is not possible to install the light fitting in corners.

Finishes of the complete ceiling light: satin white, satin black, matt gold, nickel, dark nickel or champagne.

# NEW



LED  
8W | 48Vdc  
CRI >90

BEAM

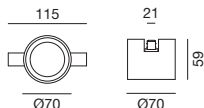


30°

Non dimmerabile  
Non-dimmable

No doppia accensione  
No dual switching

Non utilizzabile nel profilo ad incasso  
GBIN50 / GBIN51  
Not usable in the recessed profile  
GBIN50 / GBIN51



Bianco satinato / Satin White  
**GFA1900** 3000K 650lm



Nero satinato / Satin Black  
**GFA1901** 3000K 610lm



Oro opaco / Matt Gold  
**GFA1902** 3000K 650lm



Nickel / Nickel  
**GFA1903** 3000K 650lm



Nickel scuro / Black Nickel  
**GFA1904** 3000K 650lm



Champagne / Champagne  
**GFA1905** 3000K 650lm



Modulo di illuminazione LED non dimmerabile a luce diffusa. Struttura in alluminio con diffusore in policarbonato bianco.

Non disponibile per la doppia accensione.

Sistema ad incastro magnetico installabile solo nei binari 48V GBIN40/GBIN41/GBIN42/GBIN43/GBIN44/GBIN45/GBIN46/GBIN47/GBIN50/GBIN51.

Non è possibile installare il corpo illuminante negli angoli.

Finiture del plafone completo: bianco satinato, nero satinato, oro opaco, nickel, nickel scuro o champagne.

Non-dimmable LED lighting module with diffused light. Aluminum frame with white polycarbonate diffuser.

Magnetic fitting system that can only be installed in the 48V tracks GBIN40/GBIN41/GBIN42/GBIN43/GBIN44/GBIN45/GBIN46/GBIN47/GBIN50/GBIN51. It is not possible to install the luminaire in corners.

Finishes of the complete ceiling light: satin white, satin black, matt gold, nickel, dark nickel or champagne.



**NEW**



LED  
15W | 48Vdc  
CRI >90

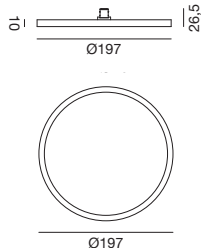
BEAM



110°

Non dimmerabile  
Non-dimmable

No doppia accensione  
No dual switching



Bianco satinato / Satin White  
**GFA1910** 3000K 1200lm



Nero satinato / Satin Black  
**GFA1911** 3000K 1130lm



Oro opaco / Matt Gold  
**GFA1912** 3000K 1200lm



Nickel / Nickel  
**GFA1913** 3000K 1200lm



Nickel scuro / Black Nickel  
**GFA1914** 3000K 1200lm



Champagne / Champagne  
**GFA1915** 3000K 1200lm



# BINARIO PER PROIETTORI 48Vdc

## TRACK FOR 48Vdc PROJECTOS

Sistema a binario modulare elettro-meccanico 48V in alluminio sezionabile per installazione da superficie. Non permette la dimmerazione ne la doppia accensione.

Lunghezza 1,5m per le versioni oro opaco, nickel, nickel scuro o champagne; lunghezza 2 m o 3 m per le versioni bianco o nero opaco.

Accessori per le giunzioni non inclusi.

Finiture: bianco satinato, nero satinato, oro opaco, nickel, nickel scuro o champagne.


48V modular electro-mechanical aluminum track system for surface mounting. Does not allow dimming or double switching.

Length 1.5m for matt gold, nickel, dark nickel or champagne versions; length 2m or 3m for matt white or black versions.

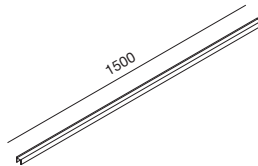
Joint accessories not included.

Finishes: satin white, satin black, matt gold, nickel, dark nickel or champagne.

# NEW



Binario / Track  
1,5 m

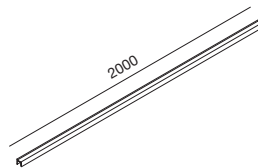


- Oro opaco / Matt Gold  
**GBIN40**
- Nickel / Nickel  
**GBIN41**
- Nickel scuro / Black Nickel  
**GBIN42**
- Champagne / Champagne  
**GBIN43**

Non dimmerabile  
Non-dimmable

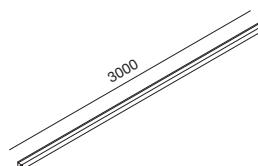
No doppia accensione  
No dual switching

Binario / Track  
2 m



- Bianco satinato / Satin White  
**GBIN44**
- Nero satinato / Satin Black  
**GBIN45**

Binario / Track  
3 m



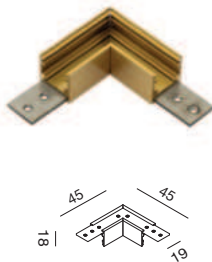
- Bianco satinato / Satin White  
**GBIN46**
- Nero satinato / Satin Black  
**GBIN47**

## ACCESSORI BINARIO DECORATIVO 48Vdc

### 48Vdc DECORATIVE TRACK ACCESSORIES

**NEW**

Angolo meccanico a 90° in alluminio per installazione soffitto/soffitto del sistema a binario modulare da superficie. Dotato già di giunti lineari per l'ancoraggio al binario. Finiture: bianco satinato, nero satinato, oro opaco, nickel, nickel scuro o champagne.



90° mechanical aluminium angle for ceiling/ceiling installation of the modular surface track system. Already fitted with linear joints for anchoring to the track.

Finishes: satin white, satin black, matt gold, nickel, dark nickel or champagne.

-  Bianco satinato / Satin White  
**GBIGS3**
-  Nero satinato / Satin Black  
**GBIGS4**
-  Oro opaco / Matt Gold  
**GBIGS5**
-  Nickel / Nickel  
**GBIGS6**
-  Nickel scuro / Black Nickel  
**GBIGS7**
-  Champagne / Champagne  
**GBIGS8**

Angolo meccanico a 90° in alluminio per installazione parete/soffitto del sistema a binario modulare da superficie. Dotato già di giunti lineari per l'ancoraggio al binario. Finiture: bianco satinato, nero satinato, oro opaco, nickel, nickel scuro o champagne.




90° mechanical aluminium angle for wall/ceiling installation of the modular surface track system. Already equipped with linear joints to anchor to the track.

Finishes: satin white, satin black, matt gold, nickel, dark nickel or champagne.

-  Bianco satinato / Satin White  
**GBIGS10**
-  Nero satinato / Satin Black  
**GBIGS11**
-  Oro opaco / Matt Gold  
**GBIGS12**
-  Nickel / Nickel  
**GBIGS13**
-  Nickel scuro / Black Nickel  
**GBIGS14**
-  Champagne / Champagne  
**GBIGS15**

Doppia coppia di testate terminali in alluminio per binari GBIN40/GBIN41/GBIN42/GBIN43/GBIN44/GBIN45/GBIN46/GBIN47. Testate di 2 altezze differenti per dare la chiusura completa utilizzando la cover o i corpi illuminanti. Finiture: bianco satinato, nero satinato, oro opaco, nickel, nickel scuro o champagne.



Double pair of aluminium end caps for GBIN40/GBIN41/GBIN42/GBIN43/GBIN44/GBIN45/GBIN46/GBIN47 tracks. End caps of 2 different heights to give complete closure using the cover or light fittings.

Finishes: satin white, satin black, matt gold, nickel, dark nickel or champagne.


-  Bianco satinato / Satin White  
**GBIT10**
-  Nero satinato / Satin Black  
**GBIT11**
-  Oro opaco / Matt Gold  
**GBIT12**
-  Nickel / Nickel  
**GBIT13**
-  Nickel scuro / Black Nickel  
**GBIT14**
-  Champagne / Champagne  
**GBIT15**

Cover in alluminio per binari GBIN40/GBIN41/GBIN42/GBIN43/GBIN44/GBIN45/GBIN46/GBIN47/GBIN50/GBIN51.

Finiture: bianco satinato, nero satinato, oro opaco, nickel, nickel scuro o champagne.

Aluminium cover for GBIN40/GBIN41/GBIN42/GBIN43/GBIN44/GBIN45/GBIN46/GBIN47/GBIN50/GBIN51 tracks.

Finishes: satin white, satin black, matt gold, nickel, dark nickel or champagne.



-  Bianco satinato / Satin White  
**GBICO01**
-  Nero satinato / Satin Black  
**GBICO02**
-  Oro opaco / Matt Gold  
**GBICO03**
-  Nickel / Nickel  
**GBICO04**
-  Nickel scuro / Black Nickel  
**GBICO05**
-  Champagne / Champagne  
**GBICO06**

## BINARIO INCASSO PER PROIETTORI 48Vdc

### RECESSED TRACK FOR 48Vdc PROJECTOS

Sistema a binario modulare elettro-meccanico 48V in alluminio sezionabile per installazione da incasso.


Non permette la dimmerazione ne la doppia accensione. Lunghezza 2 m.

Finiture: bianco satinato o nero satinato.

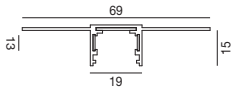
48V modular electro-mechanical aluminum track system for recessed installation.

Does not support dimming or double switching. Length 2 m.

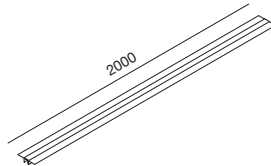
Finishes: satin white or satin black.



**NEW**



Binario / Track  
2 m



- Bianco satinato / Satin White  
**GBIN50**
- Nero satinato / Satin Black  
**GBIN51**



## ACCESSORI BINARIO INCASSO 48Vdc RECESSED TRACK ACCESSORIES FOR 48Vdc PROJECTORS

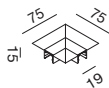
**NEW**

Angolo meccanico a 90° in alluminio per installazione soffitto/soffitto del sistema a binario modulare da incasso.

Finiture: bianco satinato o nero satinato.

90° mechanical angle in aluminium for ceiling/ceiling installation of the modular embedded track system.

Finishes: satin white or satin black.



Bianco satinato / Satin White  
**GBIGSB5**

Nero satinato / Satin Black  
**GBIGSN5**

Angolo meccanico a 90° in alluminio per installazione parete/soffitto del sistema a binario modulare da incasso.

Finiture: bianco satinato o nero satinato.

90° mechanical angle in aluminium for wall/ceiling installation of the modular embedded track system.

Finishes: satin white or satin black.



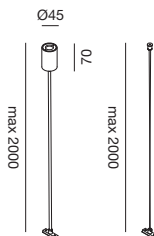
Bianco satinato / Satin White  
**GBIGSB6**

Nero satinato / Satin Black  
**GBIGSN6**

## ACCESSORI BINARIO DECORATIVO 48Vdc 48Vdc DECORATIVE TRACK ACCESSORIES

**NEW**

Kit sospensione dotato di rosone a soffitto per collegamento con alimentatore in remoto del sistema 48V per binari GBIN40/GBIN41/GBIN42/GBIN43/GBIN44/GBIN45/GBIN46/GBIN47 collegato al modulo di connessione elettrica per alimentatori in remoto (indispensabili per il funzionamento). Il kit è composto da 2 cavi in acciaio ed 1 cavo di alimentazione di lunghezza 2 m. Finiture del rosone e degli agganci a soffitto e a binario: bianco satinato, nero satinato, oro opaco, nickel, nickel scuro o champagne.



Suspension kit with ceiling rose for remote power supply connection of the 48V system for GBIN40/GBIN41/GBIN42/GBIN43/GBIN44/GBIN45/GBIN46/GBIN47 tracks connected to the electrical connection module for remote power supplies (essential for operation). The kit consists of 2 steel cables and 1 power cable 2 m long. Rosette and ceiling and track fitting finishes: satin white, satin black, matt gold, nickel, dark nickel or champagne.

-  Bianco satinato / Satin White  
**GBIS10**
-  Nero satinato / Satin Black  
**GBIS11**
-  Oro opaco / Matt Gold  
**GBIS12**
-  Nickel / Nickel  
**GBIS13**
-  Nickel scuro / Black Nickel  
**GBIS14**
-  Champagne / Champagne  
**GBIS15**

Kit sospensione dotato di cavo singolo per binari GBIN40/GBIN41/GBIN42/GBIN43/GBIN44/GBIN45/GBIN46/GBIN47.

Il kit è composto da 1 cavi in acciaio di lunghezza 2 m.

Finiture degli agganci a soffitto e a binario: bianco satinato, nero satinato, oro opaco, nickel, nickel scuro o champagne.



Single cable suspension kit for GBIN40/GBIN41/GBIN42/GBIN43/GBIN44/GBIN45/GBIN46/GBIN47 tracks.

The kit consists of 1 steel cable 2 m long. Ceiling and track fitting finishes: satin white, satin black, matt gold, nickel, dark nickel or champagne.

-  Bianco satinato / Satin White  
**GBIS20**
-  Nero satinato / Satin Black  
**GBIS21**
-  Oro opaco / Matt Gold  
**GBIS22**
-  Nickel / Nickel  
**GBIS23**
-  Nickel scuro / Black Nickel  
**GBIS24**
-  Champagne / Champagne  
**GBIS25**

Giunto lineare in metallo per l'ancoraggio del sistema a binario modulare da superficie GBIN40/GBIN41/GBIN42/GBIN43/GBIN44/GBIN45/GBIN46/GBIN47.

Utilizzare 1 staffa per ogni ancoraggio di 2 binari. Finitura: alluminio.



Metal linear joint for anchoring the modular surface track system GBIN40/GBIN41/GBIN42/GBIN43/GBIN44/GBIN45/GBIN46/GBIN47.

Use 1 bracket per anchorage of 2 rails. Finish: aluminium.

-  Alluminio / Aluminum  
**GBIG02**

## ACCESSORI BINARIO DECORATIVO 48Vdc

### 48Vdc DECORATIVE TRACK ACCESSORIES

**NEW**

Modulo di connessione elettrica angolare fisso a 90° di 2 binari da superficie o da incasso GBIN40/GBIN41/GBIN42/GBIN43/GBIN44/GBIN45/GBIN46/GBIN47/GBIN50/GBIN51. Dotato di cover in alluminio. Finiture: bianco satinato, nero satinato, oro opaco, nickel, nickel scuro o champagne.

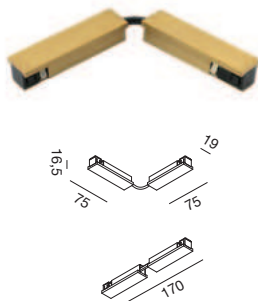
Fixed 90° angle electrical connection module of 2 embedded or surface-mounted rails GBIN40/GBIN41/GBIN42/GBIN43/GBIN44/GBIN45/GBIN46/GBIN47/GBIN50/GBIN51. Equipped with aluminium cover. Finishes: satin white, satin black, matt gold, nickel, dark nickel or champagne.



- Bianco satinato / Satin White  
**GBIC30**
- Nero satinato / Satin Black  
**GBIC31**
- Oro opaco / Matt Gold  
**GBIC32**
- Nickel / Nickel  
**GBIC33**
- Nickel scuro / Black Nickel  
**GBIC34**
- Champagne / Champagne  
**GBIC35**

Modulo di connessione elettrica angolare non fisso di 2 binari da superficie o da incasso GBIN40/GBIN41/GBIN42/GBIN43/GBIN44/GBIN45/GBIN46/GBIN47/GBIN50/GBIN51. Dotato di cover in alluminio. Finiture: bianco satinato, nero satinato, oro opaco, nickel, nickel scuro o champagne.

Non-fixed corner electrical connection module of 2 embedded or surface-mounted rails GBIN40/GBIN41/GBIN42/GBIN43/GBIN44/GBIN45/GBIN46/GBIN47/GBIN50/GBIN51. Equipped with aluminium cover. Finishes: satin white, satin black, matt gold, nickel, dark nickel or champagne.



- Bianco satinato / Satin White  
**GBIC36**
- Nero satinato / Satin Black  
**GBIC37**
- Oro opaco / Matt Gold  
**GBIC38**
- Nickel / Nickel  
**GBIC39**
- Nickel scuro / Black Nickel  
**GBIC40**
- Champagne / Champagne  
**GBIC41**

Modulo di connessione elettrica lineare di 2 binari da superficie o da incasso GBIN40/GBIN41/GBIN42/GBIN43/GBIN44/GBIN45/GBIN46/GBIN47/GBIN50/GBIN51. Dotato di cover in alluminio. Finiture: bianco satinato, nero satinato, oro opaco, nickel, nickel scuro o champagne..

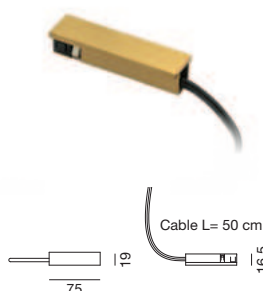
Linear electrical connection module for 2 embedded or surface-mounted tracks GBIN40/GBIN41/GBIN42/GBIN43/GBIN44/GBIN45/GBIN46/GBIN47/GBIN50/GBIN51. Equipped with aluminium cover. Finishes: satin white, satin black, matt gold, nickel, dark nickel or champagne.



- Bianco satinato / Satin White  
**GBIC42**
- Nero satinato / Satin Black  
**GBIC43**
- Oro opaco / Matt Gold  
**GBIC44**
- Nickel / Nickel  
**GBIC45**
- Nickel scuro / Black Nickel  
**GBIC46**
- Champagne / Champagne  
**GBIC47**

Modulo di connessione elettrica per alimentazione in remoto per binari da superficie o da incasso GBIN40/GBIN41/GBIN42/GBIN43/GBIN44/GBIN45/GBIN46/GBIN47/GBIN50/GBIN51. Indispensabile per il funzionamento degli alimentatori GAETA TR 1 e GAETA TR 2. Dotato di cover in alluminio. Finiture: bianco satinato, nero satinato, oro opaco, nickel, nickel scuro o champagne. Cavo lunghezza 50 cm.

Electrical connection module for remote power supply for embedded or surface-mounted tracks GBIN40/GBIN41/GBIN42/GBIN43/GBIN44/GBIN45/GBIN46/GBIN47/GBIN50/GBIN51. Indispensable to activate GAETA TR 1 and GAETA TR 2 power supplies. Equipped with aluminium cover. Finishes: satin white, satin black, matt gold, nickel, dark nickel or champagne. Cable length 50 cm.



- Bianco satinato / Satin White  
**GBIC48**
- Nero satinato / Satin Black  
**GBIC49**
- Oro opaco / Matt Gold  
**GBIC50**
- Nickel / Nickel  
**GBIC51**
- Nickel scuro / Black Nickel  
**GBIC52**
- Champagne / Champagne  
**GBIC53**

## ACCESSORI BINARIO PER PROIETTORI 48Vdc

### TRACK ACCESSORIES FOR 48Vdc PROJECTORS

**NEW**

Alimentatore non dimmerabile ad incastro magnetico diretto per binari da incasso e da superficie GBIN40/GBIN41/GBIN42/GBIN43/GBIN44/GBIN45/GBIN46/GBIN47/GBIN50/GBIN51.

Cavo di alimentazione: 30 cm.

Dotato di cover in alluminio.

Finiture: bianco satinato, nero satinato, oro opaco, nickel, nickel scuro o champagne.



POWER 100W  
V in 220-240V  
V out 48Vdc  
Ampere 2,08 A  
LxPxH (mm) 325x30x22,5 mm

Bianco satinato / Satin White  
**GBITR10**

Nero satinato / Satin Black  
**GBITR11**

Oro opaco / Matt Gold  
**GBITR12**

Nickel / Nickel  
**GBITR13**

Nickel scuro / Black Nickel  
**GBITR14**

Champagne / Champagne  
**GBITR15**

Non-dimmable direct magnetic lock power supply unit for recessed and surface mounting rails GBIN40/GBIN41/GBIN42/GBIN43/GBIN44/GBIN45/GBIN46/GBIN47/GBIN50/GBIN51.

Power cable: 30 cm.

Equipped with aluminium cover.

Finishes: satin white, satin black, matt gold, nickel, dark nickel or champagne.

Alimentatore non dimmerabile ad incastro magnetico diretto per binari da incasso e da superficie GBIN40/GBIN41/GBIN42/GBIN43/GBIN44/GBIN45/GBIN46/GBIN47/GBIN50/GBIN51.

Cavo di alimentazione: 30 cm.

Dotato di cover in alluminio.

Finiture: bianco satinato, nero satinato, oro opaco, nickel, nickel scuro o champagne.



POWER 200W  
V in 220-240V  
V out 48Vdc  
Ampere 4,16 A  
LxPxH (mm) 325x30x22,5 mm

Bianco satinato / Satin White  
**GBITR20**

Nero satinato / Satin Black  
**GBITR21**

Oro opaco / Matt Gold  
**GBITR22**

Nickel / Nickel  
**GBITR23**

Nickel scuro / Black Nickel  
**GBITR24**

Champagne / Champagne  
**GBITR25**

Non-dimmable direct magnetic lock power supply for recessed and surface-mounted tracks GBIN40/GBIN41/GBIN42/GBIN43/GBIN44/GBIN45/GBIN46/GBIN47/GBIN50/GBIN51.

Power cable: 30 cm.

Equipped with aluminium cover.

Finishes: satin white, satin black, matt gold, nickel, dark nickel or champagne.

Alimentatore non dimmerabile in remoto per binari da incasso e da superficie. Indispensabile per il funzionamento il connettore GBIC48/GBIC49/GBIC50/GBIC51/GBIC52/GBIC53.



POWER 75W  
V in 220-240V  
V out 48Vdc  
Ampere 1,563 A  
LxPxH (mm) 180x30x52

Bianco / White  
**GAETA TR R1**

Non-dimmable remote power supply for recessed or surface-mounted tracks.

The GBIC48/GBIC49/GBIC50/GBIC51/GBIC52/GBIC53 connector is essential for operation.



POWER 120W  
V in 220-240V  
V out 48Vdc  
Ampere 4,8 A  
LxPxH (mm) 300x40x30

Bianco / White  
**GAETA TR R2**







**PROIETTORI E  
BINARI ULTRASOTTILE 48V**  
48V PROJECTORS  
AND THIN TRACKS



## BINARIO ULTRASOTTILE 48Vdc THIN TRACK

Il BINARIO ULTRASOTTILE 48Vdc è una soluzione di illuminazione discreta e versatile in grado di integrarsi in qualsiasi spazio architettonico. Con un design pulito e minimale, il binario sottilissimo, di soli 7 mm di spessore, può essere posizionato e composto liberamente a parete e a soffitto grazie ad una serie di accessori, offrendo una flessibilità senza pari nella disposizione dei punti luce.

Progettato per ospitare più moduli luminosi, il sistema BINARIO ULTRASOTTILE è dotato di un'ampia gamma di proiettori, corpi illuminanti a sospensione e soluzioni di illuminazione lineare. La sua versatilità lo rende ideale per ambienti che richiedono punti luce differenziati, permettendoti di creare configurazioni personalizzate che si adattano perfettamente alle esigenze specifiche di ogni spazio.






The ultra-slim 48Vdc track is a discreet and versatile lighting solution that can be integrated into any architectural space. With a clean and minimalist design, the ultra-thin track, only 7 mm thick, can be positioned and composed freely on walls and ceilings thanks to a series of accessories, offering unparalleled flexibility in the arrangement of lighting points.

Designed to accommodate multiple lighting modules, the ultra-thin track system comes with a wide range of projectors, pendant luminaires and linear lighting solutions. Its versatility makes it ideal for environments that require differentiated lighting points, allowing you to create customised configurations that perfectly match the specific needs of each space.

Modulo di illuminazione LED non dimmerabile con rotazione ed inclinazione regolabile. Struttura in alluminio con diffusore in policarbonato trasparente. Dotato di sistema per la doppia accensione; seguire le istruzioni riportate nella confezione. Sistema ad incastro magnetico installabile nei binari 48V GBIN30. Non è possibile installare il corpo illuminante negli angoli. Finiture: nero opaco.

Non-dimmable LED lighting module with adjustable rotation and tilt. Aluminum frame with transparent polycarbonate diffuser. Equipped with dual switching system; follow the instructions on the packaging. Magnetic fitting system installable in 48V GBIN30 tracks. Not possible to install the luminaire in corners. Finish: matt black.



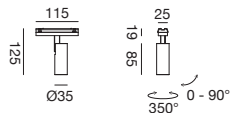
LED  
8W | 48Vdc  
CRI >90

BEAM



Non dimmerabile  
Non-dimmable

Doppia accensione  
Dual switching



Nero opaco / Matt Black  
**GFA1540** 3000K 620lm

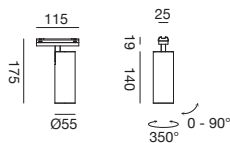
LED  
18W | 48Vdc  
CRI >90

BEAM



Non dimmerabile  
Non-dimmable

Doppia accensione  
Dual switching



Nero opaco / Matt Black  
**GFA1541** 3000K 1396lm



Modulo di illuminazione LED non dimmerabile a sospensione.

Struttura in alluminio con diffusore in policarbonato trasparente.

Dotato di sistema per la doppia accensione; seguire le istruzioni riportate nella confezione. Sistema ad incastro magnetico installabile nei binari 48V GBIN30.

Non è possibile installare il corpo illuminante negli angoli.

Finiture: nero opaco.

Non-dimmable LED pendant lighting module.

Aluminum structure with transparent polycarbonate diffuser.

Equipped with dual switching system; follow the instructions on the packaging.

Magnetic fitting system installable in 48V GBIN30 tracks.

Not possible to install the luminaire in corners.

Finish: matt black.



LED  
10W | 48Vdc  
CRI >90

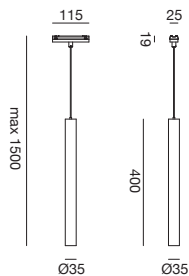
BEAM



38°

Non dimmerabile  
Non-dimmable

Doppia accensione  
Dual switching



Nero opaco / Matt Black

**GFA1550** 3000K 891lm

Modulo di illuminazione LED non dimmerabile a plafone.

Struttura in alluminio con diffusore in policarbonato bianco.

Dotato di sistema per la doppia accensione; seguire le istruzioni riportate nella confezione. Sistema ad incastro magnetico installabile nei binari 48V GBIN30.

Non è possibile installare il corpo illuminante negli angoli.

Finiture: nero opaco.

Non-dimmable LED ceiling lighting module.

Aluminum structure with white polycarbonate diffuser.

Equipped with dual switching system; follow the instructions on the packaging.

Magnetic fitting system installable in 48V GBIN30 tracks.

Not possible to install the luminaire in corners.

Finish: matt black.



328 0,0042 30.000

LED  
6W | 48Vdc  
CRI >90

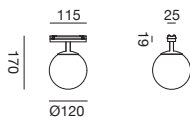
BEAM



110°

Non dimmerabile  
Non-dimmable

Doppia accensione  
Dual switching



Nero opaco / Matt Black


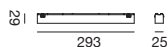
**GFA1560** 3000K 375m

Modulo di illuminazione LED non dimmerabile lineare a luce diffusa. Struttura in alluminio con diffusore in policarbonato bianco. Dotato di sistema per la doppia accensione; seguire le istruzioni riportate nella confezione. Sistema ad incastro magnetico installabile nei binari 48V GBIN30. Non è possibile installare il corpo illuminante negli angoli. Finiture: nero opaco.

Non-dimmable linear LED lighting module for diffuse light. Aluminum frame with white polycarbonate diffuser. Equipped with dual switching system; follow the instructions on the packaging. Magnetic fitting system installable in 48V GBIN30 tracks. Not possible to install the luminaire in corners. Finish: matt black.



LED  
12W | 48Vdc  
CRI >90



Nero opaco / Matt Black  
**GFA1520** 3000K 881lm


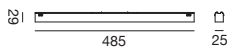
BEAM



Non dimmerabile  
Non-dimmable

Doppia accensione  
Dual switching

LED  
24W | 48Vdc  
CRI >90



Nero opaco / Matt Black  
**GFA1521** 3000K 1773lm

BEAM




Non dimmerabile  
Non-dimmable

Doppia accensione  
Dual switching





Modulo di illuminazione LED non dimmerabile lineare antiabbaglio a luce diffusa.  
Struttura in alluminio con diffusore in policarbonato bianco.  
Dotato di sistema per la doppia accensione; seguire le istruzioni riportate nella confezione.  
Sistema ad incastro magnetico installabile nei binari 48V GBIN30.  
Non è possibile installare il corpo illuminante negli angoli.  
Finiture: nero opaco.

Non-dimmable linear anti-glare LED lighting module with diffuse light. Aluminum frame with white polycarbonate diffuser.  
Equipped with dual switching system; follow the instructions on the packaging.  
Magnetic fitting system installable in 48V GBIN30 tracks.  
Not possible to install the luminaire in corners.  
Finish: matt black.



LED  
12W | 48Vdc  
CRI >90



BEAM


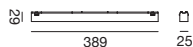


Non dimmerabile  
Non-dimmable

Doppia accensione  
Dual switching

Nero opaco / Matt Black  
**GFA1530** 3000K 475lm

LED  
24W | 48Vdc  
CRI >90



BEAM



Non dimmerabile  
Non-dimmable

Doppia accensione  
Dual switching

Nero opaco / Matt Black  
**GFA1531** 3000K 891lm



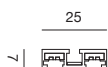


## BINARIO ULTRASOTTILE 48Vdc

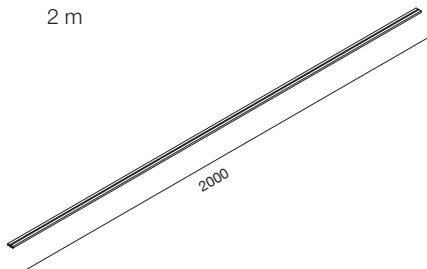
### TRACK ULTRA-SLIM 48Vdc

Sistema a binario modulare elettro-meccanico 48V a doppia pista ultra sottile in alluminio sezionabile per installazione da superficie. Lunghezza 2 m. Finitura: nero opaco. Incluso nella confezione i tappi di chiusura. Accessori per le giunzioni non inclusi. Il binario permette la doppia accensione separata dei corpi illuminanti; utilizzare 2 alimentatori in remoto GAETA TR R1 o GAETA TR R2. Per la singola accensione utilizzare il GBITR5.

Electro-mechanical 48V ultra-slim double modular track system made of sectionable aluminum for surface installation. Length 2 m. Finish: matt black. Including end caps. Accessories for junctions not included. The track allows the luminaires to be switched separately; use 2 remote GAETA TR R1 or GAETA TR R2 power packs. Use GBITR5 for single ignition.



Binario / Track  
2 m

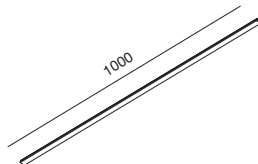


■ Nero opaco / Matt Black  
**GBIN30**

Cover con installazione a scorrimento per binario GBIN30 per la copertura di una parte di pista elettrificata. Finitura: nero opaco. Lunghezza 1 m. Per coprire un binario di 2 m acquistare 4 GBICOV.



Cover with sliding intallation for GBIN30 track to cover part of an electrified trail. Finish: matt black. Length: 1 m. To cover a 2 m track purchase 4 GBICOV.



■ Nero opaco / Matt Black  
**GBICOV**

## ACCESSORI BINARIO ULTRASOTTILE 48Vdc

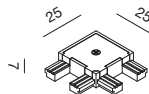
### TRACK ULTRA-SLIM ACCESSORIES 48Vdc

Modulo di connessione elettrica di 2 binari GBIN30 per installazione angolare a 90° soffitto/soffitto o parete/parete.  
Compatibile per la doppia accensione separata dei corpi illuminanti. Finitura: nero opaco.



■ Nero opaco / Matt Black  
**GBIGA1**

Electrical connection module of 2 GBIN30 tracks for 90° angle ceiling/ceiling or wall/wall installation.  
Suitable for separate dual switching of luminaires.  
Finish: matt black.

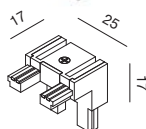


Modulo di connessione elettrica di 2 binari GBIN30 per installazione angolare a 90° soffitto/parete. Compatibile per la doppia accensione separata dei corpi illuminanti. Finitura: nero opaco.



■ Nero opaco / Matt Black  
**GBIGA2**

Electrical connection module of 2 GBIN30 tracks for 90° angle ceiling/wall installation.  
Suitable for separate dual switching of luminaires.  
Finish: matt black.

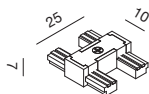


Modulo di connessione elettrica di 2 binari GBIN30 per installazione lineare. Compatibile per la doppia accensione separata dei corpi illuminanti. Finitura: nero opaco.



■ Nero opaco / Matt Black  
**GBIGL1**

Electrical connection module of 2 GBIN30 tracks for linear installation.  
Suitable for separate dual switching of luminaires.  
Finish: matt black.




Rosone a soffitto per connessione elettrica del binario GBIN30. Finitura: nero opaco.

Ceiling rose for GBIN30 track electrical connection.  
Finish: matt black.




■ Nero opaco / Matt Black  
**GBISC1**

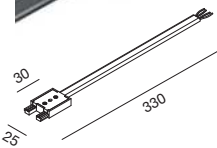


Modulo di connessione elettrica di testata per alimentatore in remoto. E' indicato l'utilizzo di questa giunzione per la doppia accensione separata dei corpi illuminanti. Indispensabile per il funzionamento degli alimentatori GAETA TR R1 e GAETA TR R2. Finitura: nero opaco.

Electrical connection module head for remote power pack.  
The use of this junction is recommended for separate dual ignition of luminaires. Indispensable for the functioning of GAETA TR R1 or GAETA TR R2 power packsballasts.  
Finish: matt black.



■ Nero opaco / Matt Black  
**GBIGR1**



Alimentatore ad incastro magnetico di testata diretto per binario 48V GBIN30.  
Non utilizzabile per la doppia accensione.  
Finitura: nero opaco.

Magnetic direct plug-in head power supply head for 48V track GBIN30. Cannot be used for dual ignition.  
Finish: matt black.



CODE **GBITR5**  
POWER 100W  
V in 220-240V  
V out 48 V  
Ampere 2,1 A  
LxPxH (mm) 335x30x31

Alimentatore non dimmerabile in remoto per binari da incasso e da superficie. Indispensabile per il funzionamento il connettore GBIGR1.

Non-dimmable remote power supply for recessed or surface-mounted tracks. The GBIGR1 connector is essential for operation.



CODE	<b>GAETA TR R1</b>	<b>GAETA TR R2</b>
POWER	75W	120W
V in	220-240V	220-240V
V out	48Vdc	48Vdc
Ampere	1,563 A	4,8 A
LxPxH (mm)	180x30x52	300x40x30





**PROIETTORI E  
BINARI 48V  
48V PROJECTORS  
AND TRACKS**

Modulo di illuminazione LED dimmerabile a plafone. Struttura in alluminio con diffusore in policarbonato bianco.  
 Dotato di sistema per la doppia accensione; seguire le istruzioni riportate nella confezione.  
 Sistema ad incastro magnetico installabile nei binari 48V. Non è possibile installare il corpo illuminante negli angoli.  
 Finiture: bianco opaco o nero opaco.

Dimmable LED ceiling light module.  
 Aluminum frame with white polycarbonate diffuser.  
 Equipped with a system for dual switching; follow the instructions on the package.  
 Magnetic fitting system that can be installed in 48V tracks. It is not possible to install the luminaire in corners.  
 Finishes: matt white or matt black.

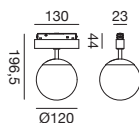


**NEW**



LED  
 6W | 48Vdc  
 CRI >90

BEAM



Bianco satinato / Satin White  
**GFA1930CD** 3000K 375lm  
**GFA1930ND** 4000K 385lm



Nero satinato / Satin Black  
**GFA1931CD** 3000K 375lm  
**GFA1931ND** 4000K 385lm

-  Dimmerabile  
Dimmable
-  Doppia accensione  
Dual switching

Modulo di illuminazione LED dimmerabile a sospensione. Struttura in alluminio con diffusore in policarbonato bianco. Dotato di sistema per la doppia accensione; seguire le istruzioni riportate nella confezione. Sistema ad incastro magnetico installabile nei binari 48V. Non è possibile installare il corpo illuminante negli angoli.  
Finiture: bianco opaco o nero opaco.

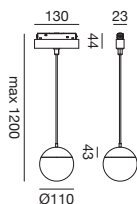
Dimmable LED suspension lighting module. Aluminum frame with white polycarbonate diffuser. Equipped with a system for dual switching; follow the instructions on the packaging. Magnetic fitting system that can be installed in 48V tracks. It is not possible to install the luminaire in corners.  
Finishes: matt white or matt black.

**NEW**



LED  
8W | 48Vdc  
CRI >90

BEAM



-  Dimmerabile  
Dimmable
-  Doppia accensione  
Dual switching



Bianco satinato / Satin White

**GFA1940CD** 3000K 664lm  
**GFA1940ND** 4000K 700lm



Nero satinato / Satin Black

**GFA1941CD** 3000K 664lm  
**GFA1941ND** 4000K 700lm

Modulo di illuminazione LED non dimmerabile con rotazione ed inclinazione regolabile. Struttura in alluminio con diffusore in policarbonato trasparente. Dotato di sistema per la doppia accensione; seguire le istruzioni riportate nella confezione. Sistema ad incastro magnetico installabile nei binari 48V. Non è possibile installare il corpo illuminante negli angoli. Finiture: bianco opaco, nero opaco o oro spazzolato.

Non dimmable LED lighting module with adjustable rotation and tilt. Aluminum frame with transparent polycarbonate diffuser. Equipped with dual switching system; follow the instructions on the packaging. Magnetic fitting system installable in 48V tracks. It is not possible to install the luminaire in corners. Finishes: matt white, matt black or brushed gold.





		IP20			
245	0,0020	30.000			
264	0,0017				
467	0,0029				
717	0,0049				

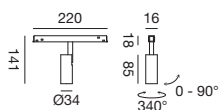
LED  
8W | 48Vdc  
CRI >90

BEAM



Non dimmerabile  
Non-dimmable

Doppia accensione  
Dual switching



Bianco opaco / Matt White  
**GFA1340** 3000K 640lm



Nero opaco / Matt Black  
**GFA1350** 3000K 620lm



Oro spazzolato / Brushed Gold  
**GFA1352** 3000K 620lm

**NEW**

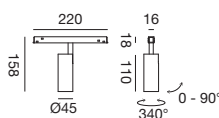
LED  
12W | 48Vdc  
CRI >90

BEAM



Non dimmerabile  
Non-dimmable

Doppia accensione  
Dual switching



Bianco opaco / Matt White  
**GFA1770C** 3000K 967lm



Nero opaco / Matt Black  
**GFA1771C** 3000K 967lm



Oro spazzolato / Brushed Gold  
**GFA1772C** 3000K 967lm

**NEW**

**NEW**

**NEW**

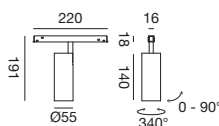
LED  
18W | 48Vdc  
CRI >90

BEAM



Non dimmerabile  
Non-dimmable

Doppia accensione  
Dual switching



Bianco opaco / Matt White  
**GFA1341** 3000K 1458lm



Nero opaco / Matt Black  
**GFA1351** 3000K 1396lm



Oro spazzolato / Brushed Gold  
**GFA1353** 3000K 1396lm

**NEW**

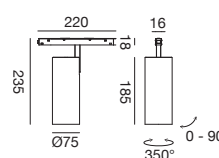
LED  
30W | 48Vdc  
CRI >90

BEAM



Non dimmerabile  
Non-dimmable

Doppia accensione  
Dual switching



Bianco opaco / Matt White  
**GFA1510** 3000K 2320m



Nero opaco / Matt Black  
**GFA1511** 3000K 2287lm



Oro spazzolato / Brushed Gold  
**GFA1512** 3000K 2287lm

**NEW**

Modulo di illuminazione LED dimmerabile con rotazione ed inclinazione regolabile.

Struttura in alluminio con diffusore in policarbonato trasparente.

Dotato di sistema per la doppia accensione; seguire le istruzioni riportate nella confezione.

Sistema ad incastro magnetico installabile nei binari 48V. Non è possibile installare il corpo illuminante negli angoli.

Finiture: bianco opaco o nero opaco.

Dimmable LED lighting module with adjustable rotation and tilt.

Aluminum frame with transparent polycarbonate diffuser.

Equipped with dual switching system; follow the instructions on the packaging. Magnetic fitting system installable in 48V tracks. It is not possible to install the luminaire in corners.

Finishes: matt white or matt black.



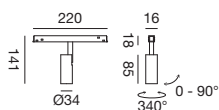
245	0,0020	30.000		
264	0,0017			
467	0,0029			
717	0,0049			

LED  
8W | 48Vdc  
CRI >90

BEAM



- Dimmerabile  
Dimmable
- Doppia accensione  
Dual switching



**NEW**

Bianco opaco / Matt White  
**GFA1340CD** 3000K 620lm  
**GFA1340ND** 4000K 638lm



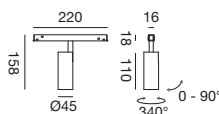
Nero opaco / Matt Black  
**GFA1350HD** 2700K 602lm  
**GFA1350CD** 3000K 620lm  
**GFA1350ND** 4000K 638lm

LED  
12W | 48Vdc  
CRI >90

BEAM



- Dimmerabile  
Dimmable
- Doppia accensione  
Dual switching



**NEW**

Bianco opaco / Matt White  
**GFA1770CD** 3000K 967lm  
**GFA1770ND** 4000K 1019lm



**NEW**

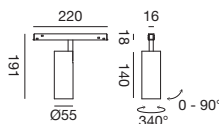
Nero opaco / Matt Black  
**GFA1771HD** 2700K 960lm  
**GFA1771CD** 3000K 967lm  
**GFA1771ND** 4000K 1019lm

LED  
18W | 48Vdc  
CRI >90

BEAM



- Dimmerabile  
Dimmable
- Doppia accensione  
Dual switching



**NEW**

Bianco opaco / Matt White  
**GFA1341CD** 3000K 1396lm  
**GFA1341ND** 4000K 1438lm



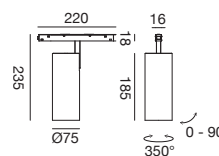
Nero opaco / Matt Black  
**GFA1351HD** 2700K 1355lm  
**GFA1351CD** 3000K 1396lm  
**GFA1351ND** 4000K 1438lm

LED  
30W | 48Vdc  
CRI >90

BEAM



- Dimmerabile  
Dimmable
- Doppia accensione  
Dual switching



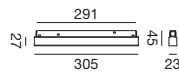
Nero opaco / Matt Black  
**GFA1511HD** 2700K 2246lm  
**GFA1511CD** 3000K 2287lm  
**GFA1511ND** 4000K 2328lm

Modulo di illuminazione LED dimmerabile lineare a luce diffusa.  
 Struttura in alluminio con diffusore in policarbonato bianco.  
 Dotato di sistema per la doppia accensione; seguire le istruzioni riportate nella confezione.  
 Sistema ad incastro magnetico installabile nei binari 48V. Non è possibile installare il corpo illuminante negli angoli.  
 Finiture: bianco opaco o nero opaco.

Linear dimmable LED lighting module with diffused light.  
 Aluminum frame with white polycarbonate diffuser.  
 Equipped with double switching system; follow the instructions on the packaging.  
 Magnetic fitting system installable in 48V tracks. It is not possible to install the luminaire in corners.  
 Finishes: matt white or matt black.



LED  
 12W | 48Vdc  
 CRI >90



**NEW**



BEAM



110°

Dimmerabile  
 Dimmable

Doppia accensione  
 Dual switching

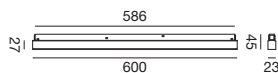
Bianco opaco / Matt White

**GFA1260CD** 3000K 864lm  
**GFA1260ND** 4000K 885lm

Nero opaco / Matt Black

**GFA1270HD** 2700K 843lm  
**GFA1270CD** 3000K 864lm  
**GFA1270ND** 4000K 885lm

LED  
 24W | 48Vdc  
 CRI >90



**NEW**



BEAM



110°

Dimmerabile  
 Dimmable

Doppia accensione  
 Dual switching

Bianco opaco / Matt White

**GFA1261CD** 3000K 1768lm  
**GFA1261ND** 4000K 1821lm

Nero opaco / Matt Black

**GFA1271HD** 2700K 1718lm  
**GFA1271CD** 3000K 1768lm  
**GFA1271ND** 4000K 1821lm

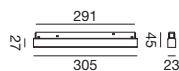
Modulo di illuminazione LED non dimmerabile lineare a luce diffusa. Struttura in alluminio con diffusore in policarbonato bianco. Dotato di sistema per la doppia accensione; seguire le istruzioni riportate nella confezione. Sistema ad incastro magnetico installabile nei binari 48V. Non è possibile installare il corpo illuminante negli angoli. Finiture: bianco opaco o nero opaco.

Non dimmable linear LED lighting module with diffused light. Aluminum structure with white polycarbonate diffuser. Equipped with double switching system; follow the instructions on the packaging. Magnetic interlocking system that can be installed in 48V tracks. It is not possible to install the luminaire in corners. Finishes: matt white or matt black.



			221	0,0005	30.000
			413	0,0009	
			632	0,0012	

LED  
12W | 48Vdc  
CRI >90



BEAM




- Non dimmerabile  
Non-dimmable
- Doppia accensione  
Dual switching

Bianco opaco / Matt White  
**GFA1260** 3000K 1069lm

Nero opaco / Matt Black  
**GFA1270** 3000K 1009lm

LED  
24W | 48Vdc  
CRI >90



BEAM

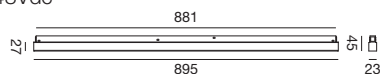


- Non dimmerabile  
Non-dimmable
- Doppia accensione  
Dual switching

Bianco opaco / Matt White  
**GFA1261** 3000K 2168lm

Nero opaco / Matt Black  
**GFA1271** 3000K 2048lm

LED  
36W | 48Vdc  
CRI >90



BEAM



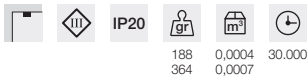
- Non dimmerabile  
Non-dimmable
- Doppia accensione  
Dual switching

Bianco opaco / Matt White  
**GFA1262** 3000K 2515lm

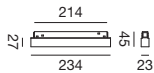
Nero opaco / Matt Black  
**GFA1272** 3000K 2472lm

Modulo di illuminazione LED dimmerabile lineare antiabbaglio a luce diffusa. Struttura in alluminio con diffusore in policarbonato bianco. Dotato di sistema per la doppia accensione; seguire le istruzioni riportate nella confezione. Sistema ad incastro magnetico installabile nei binari 48V. Non è possibile installare il corpo illuminante negli angoli. Finiture: bianco opaco o nero opaco.

Dimmable linear anti-glare LED lighting module with diffuse light. Aluminum frame with white polycarbonate diffuser. Equipped with a system for double switching; follow the instructions on the packaging. Magnetic fitting system installable in 48V tracks. Not possible to install the luminaire in corners. Finishes: matt white or matt black.



LED  
12W | 48Vdc  
CRI >90



**NEW**



BEAM



38°

Dimmerabile  
Dimmable

Doppia accensione  
Dual switching

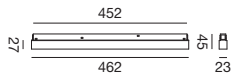
Bianco opaco / Matt White

**GFA1280CD** 3000K 999lm  
**GFA1280ND** 4000K 1020lm

Nero opaco / Matt Black

**GFA1290HD** 2700K 979lm  
**GFA1290CD** 3000K 999lm  
**GFA1290ND** 4000K 1020lm

LED  
24W | 48Vdc  
CRI >90



**NEW**



BEAM



38°

Dimmerabile  
Dimmable

Doppia accensione  
Dual switching

Bianco opaco / Matt White

**GFA1281CD** 3000K 2012lm  
**GFA1281ND** 4000K 2057lm

Nero opaco / Matt Black

**GFA1291HD** 2700K 1967lm  
**GFA1291CD** 3000K 2012lm  
**GFA1291ND** 4000K 2057lm

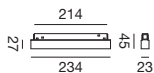
Modulo di illuminazione LED non dimmerabile lineare antiabbagliamento a luce diffusa. Struttura in alluminio con diffusore in policarbonato bianco. Dotato di sistema per la doppia accensione; seguire le istruzioni riportate nella confezione. Sistema ad incastro magnetico installabile nei binari 48V. Non è possibile installare il corpo illuminante negli angoli. Finiture: bianco opaco o nero opaco.

Non dimmable linear anti-glare LED lighting module with diffused light. Aluminum structure with white polycarbonate diffuser. Equipped with double switching system; follow the instructions on the packaging. Magnetic interlocking system that can be installed in 48V tracks. It is not possible to install the luminaire in corners. Finishes: matt white or matt black.



		IP20			
			188	0,0004	30.000
			364	0,0007	
			576	0,0009	

LED  
12W | 48Vdc  
CRI >90



BEAM

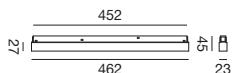


Non dimmerabile  
Non-dimmable  
 Doppia accensione  
Dual switching

Bianco opaco / Matt White  
**GFA1280** 3000K 1123lm

Nero opaco / Matt Black  
**GFA1290** 3000K 1063lm

LED  
24W | 48Vdc  
CRI >90



BEAM

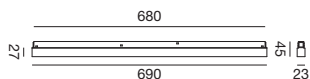


Non dimmerabile  
Non-dimmable  
 Doppia accensione  
Dual switching

Bianco opaco / Matt White  
**GFA1281** 3000K 2132lm

Nero opaco / Matt Black  
**GFA1291** 3000K 2102lm

LED  
36W | 48Vdc  
CRI >90



BEAM



Non dimmerabile  
Non-dimmable  
 Doppia accensione  
Dual switching

Bianco opaco / Matt White  
**GFA1282** 3000K 2895lm

Nero opaco / Matt Black  
**GFA1292** 3000K 2787lm

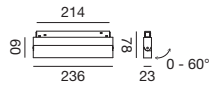
Modulo di illuminazione LED non dimmerabile lineare regolabile antiabbagliamento a luce diffusa.  
 Struttura in alluminio con diffusore in policarbonato bianco.  
 Dotato di sistema per la doppia accensione; seguire le istruzioni riportate nella confezione.  
 Sistema ad incastro magnetico installabile nei binari 48V. Non è possibile installare il corpo illuminante negli angoli.  
 Finiture: bianco opaco o nero opaco.

Adjustable non dimmable linear anti-glare LED lighting module with diffused light.  
 Aluminum structure with white polycarbonate diffuser.  
 Equipped with a system for double switching; follow the instructions on the packaging.  
 Magnetic interlocking system that can be installed in 48V tracks. It is not possible to install the luminaire in corners.  
 Finishes: matt white or matt black.



323	0,0006	30.000			
479	0,0008				
615	0,0011				

LED  
 12W | 48Vdc  
 CRI >90



BEAM

38°

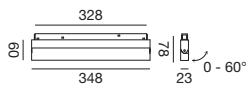
Non dimmerabile  
Non-dimmable

Doppia accensione  
Dual switching

Bianco opaco / Matt White  
**GFA1300** 3000K 1123lm

Nero opaco / Matt Black  
**GFA1310** 3000K 1063lm

LED  
 18W | 48Vdc  
 CRI >90



BEAM

38°


Non dimmerabile  
Non-dimmable

Doppia accensione  
Dual switching

Bianco opaco / Matt White  
**GFA1301** 3000K 1631lm

Nero opaco / Matt Black  
**GFA1311** 3000K 1595lm

LED  
 24W | 48Vdc  
 CRI >90



BEAM

38°

Non dimmerabile  
Non-dimmable

Doppia accensione  
Dual switching

Bianco opaco / Matt White  
**GFA1302** 3000K 2132lm

Nero opaco / Matt Black  
**GFA1312** 3000K 2103lm



Modulo di illuminazione LED non dimmerabile lineare regolabile a luce diffusa.  
Struttura in alluminio con diffusore in policarbonato bianco.  
Dotato di sistema per la doppia accensione; seguire le istruzioni riportate nella confezione.  
Sistema ad incastro magnetico installabile nei binari 48V. Non è possibile installare il corpo illuminante negli angoli.  
Finiture: bianco opaco o nero opaco.

Adjustable non dimmable linear LED lighting module with diffused light.  
Aluminum structure with white polycarbonate diffuser.  
Equipped with a system for double switching; follow the instructions on the packaging.  
Magnetic interlocking system that can be installed in 48V tracks. It is not possible to install the luminaire in corners.  
Finishes: matt white or matt black.

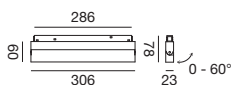


LED  
12W | 48Vdc  
CRI >90

BEAM



Non dimmerabile  
Non-dimmable  
Doppia accensione  
Dual switching



Bianco opaco / Matt White  
**GFA1320** 3000K 1069lm



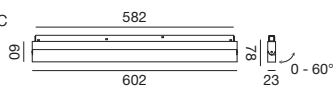
Nero opaco / Matt Black  
**GFA1330** 3000K 1009lm

LED  
24W | 48Vdc  
CRI >90

BEAM



Non dimmerabile  
Non-dimmable  
Doppia accensione  
Dual switching



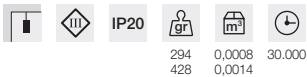
Bianco opaco / Matt White  
**GFA1321** 3000K 2168lm



Nero opaco / Matt Black  
**GFA1331** 3000K 2048lm

Moduli di illuminazione LED non dimmerabile a sospensione con cavo di lunghezza regolabile.  
 Struttura in alluminio con diffusore in policarbonato trasparente.  
 Dotato di sistema per la doppia accensione; seguire le istruzioni riportate nella confezione.  
 Sistema ad incastro magnetico installabile nei binari 48V. Non è possibile installare il corpo illuminante negli angoli.  
 Finiture: bianco opaco o nero opaco.

Non dimmable suspended LED lighting modules with adjustable length cable.  
 Aluminum structure with transparent polycarbonate diffuser.  
 Equipped with double switching system; follow the instructions on the packaging.  
 Magnetic interlocking system that can be installed in 48V tracks. It is not possible to install the luminaire in corners.  
 Finishes: matt white or matt black.



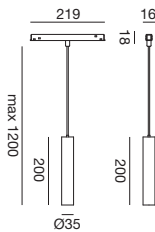
LED  
 10W | 48Vdc  
 CRI >90

BEAM



Non dimmerabile  
 Non-dimmable

Doppia accensione  
 Dual switching



Bianco opaco / Matt White  
**GFA1360** 3000K 725lm



Nero opaco / Matt Black  
**GFA1370** 3000K 671lm



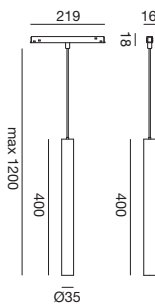
LED  
 10W | 48Vdc  
 CRI >90

BEAM



Non dimmerabile  
 Non-dimmable

Doppia accensione  
 Dual switching



Bianco opaco / Matt White  
**GFA1361** 3000K 725lm



Nero opaco / Matt Black  
**GFA1371** 3000K 671lm





# BINARIO PER PROIETTORI 48Vdc

## TRACK FOR 48Vdc PROJECTOS

Sistema a binario modulare elettro-meccanico 48V in alluminio sezionabile per installazione da superficie. Lunghezza 2 m o 3 m.

Lunghezza 2 m o 3 m.

Finitura: bianco o nero.

Incluso nella confezione 2 tappi

e la cover da 2 metri o 3 metri.

Accessori per le giunzioni non inclusi.

Permette la dimmerazione ed è dotato di

doppio circuito per la doppia accensione.

48V electromechanical modular track system in sectionable aluminum for surface installation.

Length 2 m or 3 m.

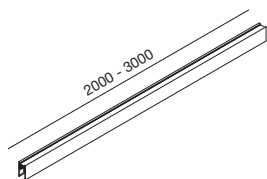
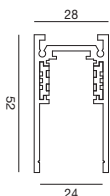
White or black finish.

Included in the package 2 caps

and the 2 meter or 3 meter cover.

Joint accessories not included.

It supports dimming and is equipped with a double circuit for dual ignition.



Bianco / White

Binario 2 m

**GBIN10**



Nero / Black

Binario 2 m

**GBIN11**

Binario 3 m

**GBIN12**

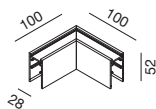
Binario 3 m

**GBIN13**

## ACCESSORI BINARIO 48Vdc

### TRACK ACCESSORIES 48Vdc

Angolo meccanico a 90° in alluminio per installazione parete/parete o soffitto/soffitto del sistema a binario modulare da superficie. Dotato già di giunti lineari per l'ancoraggio al binario. Finitura: bianco o nero.



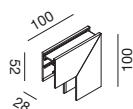
Bianco / White  
**GBIGSB1**



Nero / Black  
**GBIGSN1**

90° mechanical corner in aluminum for wall/wall or ceiling/ceiling installation of the modular surface-mounted track. Already fitted with linear joints for coupling to the track. White or black finish.

Angolo meccanico a 90° in alluminio per installazione parete/soffitto del sistema a binario modulare da superficie. Dotato già di giunti lineari per l'ancoraggio al binario. Finitura: bianco o nero.



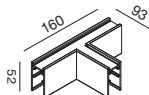
Bianco / White  
**GBIGSB2**



Nero / Black  
**GBIGSN2**

90° mechanical corner in aluminum for wall/ceiling installation of the modular surface-mounted track. Already fitted with linear joints for coupling to the track. White or black finish.

Giunzione meccanica a T per installazione parete/parete o soffitto/soffitto in alluminio per installazione parete/soffitto del sistema a binario modulare da superficie. Dotato già di giunti lineari per l'ancoraggio al binario. Finitura: bianco o nero.

**NEW**

Bianco / White  
**GBIGTB2**

**NEW**

Nero / Black  
**GBIGTN2**

Mechanical aluminum T-junction for wall/wall or ceiling/ceiling installation of the modular surface track system. Already fitted with linear joints to anchor to the track. Finish: white or black.


Giunto lineare in metallo per l'ancoraggio del sistema a binario modulare da superficie GBIN10 e GBIN11. Utilizzare 1 staffa per ogni ancoraggio di 2 binari. Finitura: alluminio.



Alluminio / Aluminum  
**GBIST01**

Linear metal joint for anchoring the BIN10 and GBIN11 modular surface-mounted track. Use 1 bracket for each 2 track anchor. Finish: aluminum.

Kit sospensione con 2 cavi per binario modulare da superficie GBIN10, GBIN11, GBIN12 e GBIN13.



Alluminio / Aluminum  
**GBIS05**

Suspension kit with double cables for GBIN10, GBIN11, GBIN12 and GBIN13 modular surface-mounted track.

## BINARIO INCASSO PER PROIETTORI 48Vdc

### RECESSED TRACK FOR 48Vdc PROJECTOS

Sistema a binario modulare elettro-meccanico 48V in alluminio sezionabile per installazione ad incasso. Lunghezza 2 m.

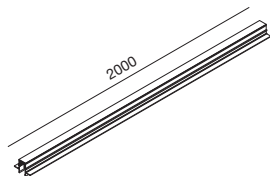
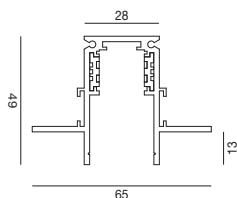

Finitura: bianco o nero.  
Incluso nella confezione 2 tappi e la cover da 2 metri.

Accessori per le giunzioni non inclusi. Permette la dimmerazione ed è dotato di doppio circuito per la doppia accensione.

48V electromechanical modular track system in sectionable aluminum for recessed. Length 2 m.

White or black finish.  
Included in the package 2 caps and the 2 meter cover.

Joint accessories not included. It supports dimming and is equipped with a double circuit for dual ignition.



Bianco / White  
**GBIN20**

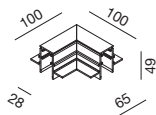


Nero / Black  
**GBIN21**

## ACCESSORI BINARIO INCASSO 48Vdc

### RECESSED TRACK ACCESSORIES FOR 48Vdc PROJECTORS

Angolo meccanico a 90° in alluminio per installazione parete/parete o soffitto/soffitto del sistema a binario modulare da incasso. Dotato già di giunti lineari per l'ancoraggio al binario. Finitura: bianco o nero.



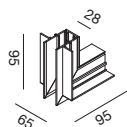
Bianco / White  
**GBIGIB1**



Nero / Black  
**GBIGIN1**

90° mechanical corner in aluminum for wall/wall or ceiling/ceiling installation of the modular surface-mounted track. Already fitted with linear joints for coupling to the track. White or black finish.

Angolo meccanico a 90° aperto in alluminio per installazione parete/soffitto del sistema a binario modulare da incasso. Dotato già di giunti lineari per l'ancoraggio al binario. Finitura: bianco o nero.



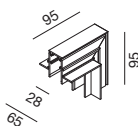
Bianco / White  
**GBIGIB2**



Nero / Black  
**GBIGIN2**

90° mechanical corner open in aluminum for wall/ceiling installation of the modular recessed track. Already fitted with linear joints for coupling to the track. White or black finish.

Angolo meccanico a 90° chiuso in alluminio per installazione parete/soffitto del sistema a binario modulare da incasso. Dotato già di giunti lineari per l'ancoraggio al binario. Finitura: bianco o nero.



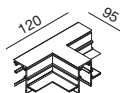
Bianco / White  
**GBIGIB3**



Nero / Black  
**GBIGIN3**

90° mechanical corner closed aluminum for wall/ceiling installation of the modular recessed track. Already fitted with linear joints for coupling to the track. White or black finish.

Giunzione meccanica a T per installazione parete/parete o soffitto/soffitto in alluminio per installazione parete/soffitto del sistema a binario modulare ad incasso. Dotato già di giunti lineari per l'ancoraggio al binario. Finitura: bianco o nero.

**NEW**

Bianco / White  
**GBIGTB1**

**NEW**

Nero / Black  
**GBIGTN1**

Mechanical aluminum T-junction for wall/wall or ceiling/ceiling installation of the modular flush-mounted track system. Already fitted with linear joints for anchoring to the track. Finish: white or black.

Giunto lineare in metallo galvanizzato per l'ancoraggio del sistema a binario modulare GBIN20 o GBIN21. Utilizzare 2 staffe per ogni ancoraggio di 2 binari. Confezione da 2 pezzi.

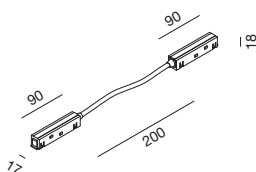


Alluminio / Aluminum  
**GBIG01**

Galvanised metal linear joint for anchoring the GBIN20 or GBIN21 modular track system. Use 2 brackets for each anchoring of 2 tracks. Pack of 2 pieces.

# ACCESSORI BINARIO PER PROIETTORI 48Vdc TRACK ACCESSORIES FOR 48Vdc PROJECTORS

Modulo di connessione elettrica di 2 binari da incasso o da superficie per installazione lineare o angolare. Compatibile per la doppia accensione. Finiture: bianco o nero.



Electrical connection module of 2 recessed or surface-mounted tracks for linear or corner installation. Compatible for dual switching. White or black finish.

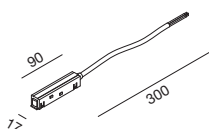


Bianco / White  
**GBIC11**



Nero / Black  
**GBIC12**

Modulo di connessione elettrica per alimentazione in remoto. Indispensabile per il funzionamento degli alimentatori GAETA TR R1, GAETA TR R2 e GBITR4. Dotato di 4 cavi per la doppia accensione. Finiture: bianco o nero.



Electrical connection module for remote power supply. Essential for the operation of power supplies GAETA TR R1, GAETA TR R2 or GBITR4. Equipped with 4 cables for dual switching. White or black finish.

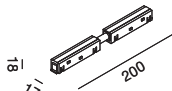


Bianco / White  
**GBIC13**



Nero / Black  
**GBIC14**

Modulo di connessione elettrica di 2 binari da incasso o da superficie per installazione lineare. Non installabile nelle giunzioni angolari. Compatibile per la doppia accensione. Finiture: bianco o nero.



Electrical connection module of 2 recessed or surface-mounted tracks for linear or corner installation. Cannot be installed in corner joints. Compatible for dual switching. White or black finish.

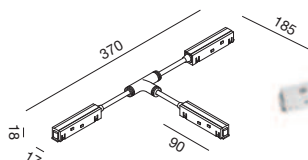


Bianco / White  
**GBIC15**



Nero / Black  
**GBIC16**

Modulo di connessione elettrica di 3 binari da incasso o da superficie per installazione a T. Compatibile per la doppia accensione. Finiture: bianco o nero.



Electrical connection module for 3 embedded or surface-mounted rails for T-installation. Compatible for dual switching. Finishes: white or black.

**NEW**

Bianco / White  
**GBIC23**



**NEW**

Nero / Black  
**GBIC24**





## ACCESSORI BINARIO PER PROIETTORI 48Vdc

### TRACK ACCESSORIES FOR 48Vdc PROJECTORS

Alimentatore non dimmerabile ad incastro magnetico diretto per binari da incasso e da superficie.  
Cavo di alimentazione: 43 cm.  
Non si possono coprire con la cover.  
Indispensabili 2 alimentatori per la doppia accensione.



CODE  
POWER  
V in  
V out  
Ampere  
LxPxH (mm)

Nero / Black  
**GBITR1**  
100W  
220-240V  
48Vdc  
2,08 A  
318x23x44

Non-dimmable direct magnetic interlocking power supply for recessed or surface-mounted tracks.  
Power cable: 43 cm.  
They cannot be covered with the cover.  
2 power supplies are essential for dual switching.



CODE  
POWER  
V in  
V out  
Ampere  
LxPxH (mm)

Bianco / White

**GBITR6**  
200W  
220-240V  
48Vdc  
4,16 A  
342x23x44

Nero / Black  
**GBITR2**  
200W  
220-240V  
48Vdc  
4,16 A  
342x23x44

Alimentatore non dimmerabile in remoto per binari da incasso e da superficie.  
Indispensabile per il funzionamento il connettore GBIC13 o GBIC14.  
Indispensabili 2 alimentatori per la doppia accensione.



CODE  
POWER  
V in  
V out  
Ampere  
LxPxH (mm)

Bianco / White

**GAETA TR R1**  
75W  
220-240V  
48Vdc  
1,563 A  
180x30x52

Non-dimmable remote power supply for recessed or surface-mounted tracks.  
The GBIC13 or GBIC14 connector is essential for operation.  
2 power supplies are essential for dual switching.



CODE  
POWER  
V in  
V out  
Ampere  
LxPxH (mm)

Bianco / White

**GAETA TR R2**  
120W  
220-240V  
48Vdc  
4,8 A  
300x40x30

Alimentatore dimmerabile in remoto per binari da incasso e da superficie.  
Indispensabile per il funzionamento il connettore GBIC13 o GBIC14.  
Indispensabili 2 alimentatori per la doppia accensione.



CODE  
POWER  
V in  
V out  
Ampere  
LxPxH (mm)

Bianco / White

**GBITR4**  
150W  
220-240V  
48Vdc  
3,12 A  
400x31x21

Dimmable remote power supply for recessed or surface-mounted tracks.  
The GBIC13 or GBIC14 connector is essential for operation.  
2 power supplies are essential for dual switching.

**PUSH**





**PROIETTORI E  
BINARI 230V**

**230V PROJECTORS  
AND TRACKS**

Proiettore a binario Eurostandard.  
 Struttura in alluminio pressofuso.  
 Riflettore in alluminio brillantato.  
 Finitura in bianco opaco o nero opaco.  
 Diffusore in policarbonato trasparente.  
 Modulo LED e trasformatore incluso.  
 3 anni di garanzia.

Eurostandard track-mounted projector.  
 Die-cast aluminum structure.  
 Polished aluminum reflector.  
 Matt white or matt black finish.  
 Transparent polycarbonate diffuser.  
 LED module and transformer included.  
 3 years warranty.

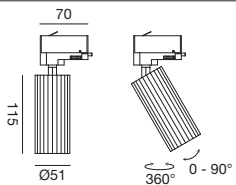


**NEW**



LED  
 9W | 220-240Vac  
 CRI >90

BEAM



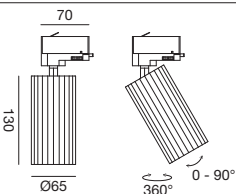
Bianco opaco / Matt White  
**GFA1670C** 3000K 720lm  
**GFA1670N** 4000K 780lm



Nero opaco / Matt Black  
**GFA1671C** 3000K 720lm  
**GFA1671N** 4000K 780lm

LED  
 15W | 220-240Vac  
 CRI >90

BEAM



Bianco opaco / Matt White  
**GFA1672C** 3000K 1200lm  
**GFA1672N** 4000K 1280lm



Nero opaco / Matt Black  
**GFA1673C** 3000K 1200lm  
**GFA1673N** 4000K 1280lm



Proiettore a binario Eurostandard.  
 Struttura in alluminio pressofuso.  
 Riflettore in alluminio brillantato.  
 Finitura in bianco opaco o nero opaco.  
 Diffusore in policarbonato trasparente.  
 Modulo LED e trasformatore incluso.  
 3 anni di garanzia.

Eurostandard track-mounted projector.  
 Die-cast aluminum structure.  
 Polished aluminum reflector.  
 Matt white or matt black finish.  
 Transparent polycarbonate diffuser.  
 LED module and transformer included.  
 3 years warranty.

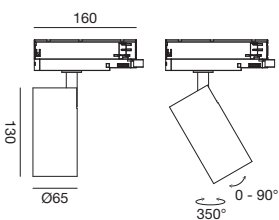


**NEW**

IP20
 

402	0,0027	50.000
573	0,0037	
700	0,0045	

LED  
 20W | 220-240Vac  
 CRI >90

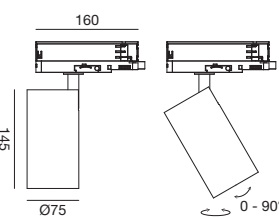


Bianco opaco / Matt White  
**GFA1750C** 3000K 2212lm  
**GFA1750N** 4000K 2249lm



Nero opaco / Matt Black  
**GFA1751C** 3000K 2212lm  
**GFA1751N** 4000K 2249lm

LED  
 30W | 220-240Vac  
 CRI >90

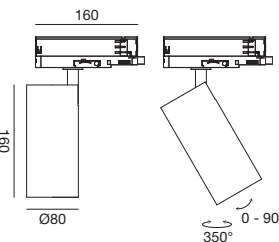


Bianco opaco / Matt White  
**GFA1752C** 3000K 3251lm  
**GFA1752N** 4000K 3301lm



Nero opaco / Matt Black  
**GFA1753C** 3000K 3251lm  
**GFA1753N** 4000K 3301lm

LED  
 40W | 220-240Vac  
 CRI >90



Bianco opaco / Matt White  
**GFA1754C** 3000K 4207lm  
**GFA1754N** 4000K 4287lm



Nero opaco / Matt Black  
**GFA1755C** 3000K 4207lm  
**GFA1755N** 4000K 4287lm



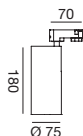
Proiettore a binario Eurostandard.  
 Struttura in alluminio pressofuso.  
 Riflettore in alluminio brillantato.  
 Finitura in bianco opaco o nero opaco.  
 Diffusore in policarbonato trasparente.  
 Modulo LED e trasformatore incluso.  
 3 anni di garanzia.

Track projectors Eurostandard.  
 Die-cast aluminum structure.  
 Polished aluminum reflector.  
 Matt white or matt black finish.  
 Diffuser in transparent polycarbonate.  
 LED module and transformer included.  
 3 years warranty.



LED CREE  
 20W | 220-240Vac  
 CRI >80

BEAM



Bianco opaco / Matt White

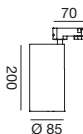
**GFA970C** 3000K 1500lm  
**GFA970N** 4000K 1620lm

Nero opaco / Matt Black

**GFA980C** 3000K 1500lm  
**GFA980N** 4000K 1620lm

LED CREE  
 30W | 220-240Vac  
 CRI >80

BEAM



Bianco opaco / Matt White

**GFA971C** 3000K 2250lm  
**GFA971N** 4000K 2430lm

Nero opaco / Matt Black

**GFA981C** 3000K 2250lm  
**GFA981N** 4000K 2460lm



Proiettore a binario Eurostandard.  
Struttura in alluminio pressofuso.  
Riflettore in alluminio brillantato.  
Finitura in bianco o nero.  
Diffusore in policarbonato trasparente.  
Modulo LED e trasformatore incluso.  
3 anni di garanzia.

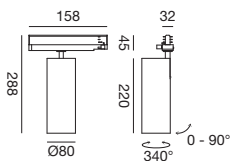
Track projectors Eurostandard.  
Die-cast aluminum structure.  
Polished aluminum reflector.  
White or black finish.  
Diffuser in transparent polycarbonate.  
LED module and transformer included.  
3 years warranty.



1220 0,0071 30.000

LED CREE  
40W | 220-240Vac  
CRI >80

BEAM



Bianco / White

**GFA972C** 3000K 3320lm  
**GFA972N** 4000K 3650lm



Nero / Black

**GFA982C** 3000K 3190lm  
**GFA982N** 4000K 3420lm

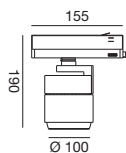
Proiettore a binario Eurostandard  
 Struttura in alluminio pressofuso.  
 Riflettore in alluminio  
 con fascio luminoso 38°.  
 Possibilità di sostituire il riflettore per  
 modificare il fascio luminoso acquistando  
 riflettore da 15° o 60°.  
 Finitura in bianco satinato o nero satinato.  
 Diffusore in policarbonato.  
 Modulo LED e trasformatore incluso.  
 5 anni di garanzia.

Eurostandard track projector  
 Die-cast aluminum body.  
 38° light beam aluminum reflector  
 Light beam can be modified by purchasing  
 a 15° or 60° reflector.  
 Finished in satin white or satin black.  
 Polycarbonate diffuser.  
 LED module and transformer included.  
 5 year warranty.



LED  
 35W | 220-240Vac  
 CRI >90

BEAM



Bianco satinato / Satin White

**GFA990C** 3000K 2950lm  
**GFA990N** 4000K 3000lm



Nero satinato / Satin Black

**GFA991C** 3000K 2950lm  
**GFA991N** 4000K 3000lm

Accessori non inclusi  
 Accessories not included

ACCESSORI  
 ACCESSORIES

Riflettore in alluminio /  
 Aluminum reflector

**GRI015** BEAM 15°  
**GRI060** BEAM 60°



Reglette antiabbaglio a binario Eurostandard con rotazione regolabile.  
 Struttura in alluminio pressofuso.  
 Finitura in bianco o nero.  
 Diffusore in policarbonato trasparente.  
 Modulo LED e trasformatore incluso.  
 3 anni di garanzia.

Eurostandard track anti-glare reglette with adjustable rotation.  
 Die-cast aluminum frame.  
 White or black finish.  
 Transparent polycarbonate diffuser.  
 LED module and transformer included.  
 3 years warranty.



**NEW**

IP20  
 789 0,0297 50.000  
 1043 0,0411

LED  
 24W | 220-240Vac  
 CRI >90

BEAM



Bianco / White

**GFA1760C** 3000K 2108lm  
**GFA1760N** 4000K 2162lm

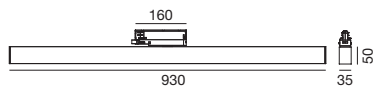


Nero / Black

**GFA1761C** 3000K 2108lm  
**GFA1761N** 4000K 2162lm

LED  
 32W | 220-240Vac  
 CRI >90

BEAM



Bianco / White

**GFA1762C** 3000K 2787lm  
**GFA1762N** 4000K 2866lm



Nero / Black

**GFA1763C** 3000K 2787lm  
**GFA1763N** 4000K 2866lm





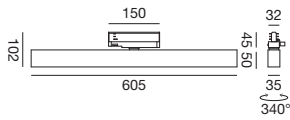
Reglette a binario Eurostandard con rotazione regolabile.  
 Struttura in alluminio pressofuso.  
 Finitura in bianco o nero.  
 Diffusore in policarbonato bianco.  
 Modulo LED e trasformatore incluso.  
 3 anni di garanzia.

Eurostandard track strips with adjustable rotation.  
 Die-cast aluminum structure.  
 White or black finish.  
 White polycarbonate diffuser.  
 LED module and transformer included.  
 3 years warranty.



LED  
 28W | 220-240Vac  
 CRI >90

BEAM



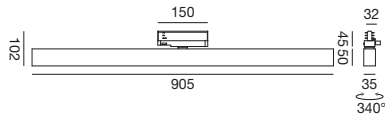
Bianco / White  
**GFA1240C** 3000K 2500lm  
**GFA1240N** 4000K 2724lm



Nero / Black  
**GFA1250C** 3000K 2021lm  
**GFA1250N** 4000K 2259lm

LED  
 36W | 220-240Vac  
 CRI >90

BEAM



Bianco / White  
**GFA1241C** 3000K 3286lm  
**GFA1241N** 4000K 3510lm



Nero / Black  
**GFA1251C** 3000K 2685lm  
**GFA1251N** 4000K 2946lm



Proiettore a binario eurostandard.  
Struttura in alluminio.  
Finitura in bianco opaco o nero opaco.  
Plafone coordinato a pag. 238.  
Applique coordinata a pag. 252.

Eurostandard track projectors.  
Aluminum structure.  
Matt white or matt black finish.  
Coordinated ceiling light page 238.  
Coordinated wall light page 252.

**NEW**

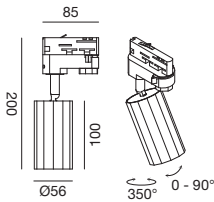


240 0,0015



GU10  
max 1x35W  
220-240Vac

Lampadine non incluse  
Bulbs not included



Bianco opaco / Matt White  
**GFA1590** 1 X GU10



Nero opaco / Matt Black  
**GFA1591** 1 X GU10

LAMPADINE UTILIZZABILI  
AVAILABLE BULBS

Vedi pagina / see page  
564

GU10	BEAM	CODE	POWER	CCT	FLUX	CRI
		GLA241C	5W	3000K	420lm	>80
		GLA241N	5W	4000K	430lm	>80
		GLA243C	7W	3000K	590lm	>80
		GLA243N	7W	4000K	610lm	>80
		GLA242C	5W	3000K	410lm	>80
		GLA242N	5W	4000K	420lm	>80
		GLA244C	7W	3000K	550lm	>80
		GLA244N	7W	4000K	560lm	>80
		GLA350C	9W	3000K	900lm	>80
		GLA350N	9W	4000K	950lm	>80





Proiettore a binario eurostandard.  
 Struttura in alluminio.  
 Finitura in bianco opaco o nero opaco.  
 Plafone coordinato a pag. 240.  
 Sospensione coordinata a pag. 262.  
 Applique coordinata a pag. 254.

Eurostandard track projectors.  
 Aluminum structure.  
 Matt white or matt black finish.  
 Coordinated ceiling light page 240.  
 Coordinated suspension page 260.  
 Coordinated wall light page 262.

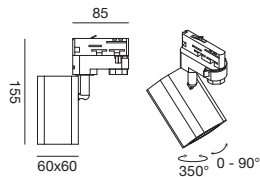


**NEW**



GU10  
 max 1x35W  
 220-240Vac

Lampadine non incluse  
 Bulbs not included



Bianco opaco / Matt White  
**GFA1630** 1 X GU10



Nero opaco / Matt Black  
**GFA1631** 1 X GU10

LAMPADINE UTILIZZABILI  
 AVAILABLE BULBS

Vedi pagina / see page  
 564

GU10	BEAM	CODE	POWER	CCT	FLUX	CRI
		GLA241C	5W	3000K	420lm	>80
		GLA241N	5W	4000K	430lm	>80
		GLA243C	7W	3000K	590lm	>80
		GLA243N	7W	4000K	610lm	>80
		GLA242C	5W	3000K	410lm	>80
		GLA242N	5W	4000K	420lm	>80
		GLA244C	7W	3000K	550lm	>80
		GLA244N	7W	4000K	560lm	>80
		GLA350C	9W	3000K	900lm	>80
		GLA350N	9W	4000K	950lm	>80



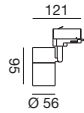
Proiettore a binario eurostandard.  
Struttura in alluminio.  
Finitura in bianco, nero o oro.

Eurostandard track projectors.  
Aluminum structure.  
White, black or gold finish.



GU10  
max 1x35W  
220-240Vac

Lampadine non incluse  
Bulbs not included



Bianco / White  
**GFA1060** 1 X GU10



Nero / Black  
**GFA1061** 1 X GU10



Oro / Gold  
**GFA1062** 1 X GU10

LAMPADINE UTILIZZABILI  
AVAILABLE BULBS

Vedi pagina / see page  
564

GU10	BEAM	CODE	POWER	CCT	FLUX	CRI
		GLA241C	5W	3000K	420lm	>80
		GLA241N	5W	4000K	430lm	>80
		GLA243C	7W	3000K	590lm	>80
		GLA243N	7W	4000K	610lm	>80
		GLA242C	5W	3000K	410lm	>80
		GLA242N	5W	4000K	420lm	>80
		GLA244C	7W	3000K	550lm	>80
		GLA244N	7W	4000K	560lm	>80
		GLA350C	9W	3000K	900lm	>80
		GLA350N	9W	4000K	950lm	>80



# BINARIO PER PROIETTORI

## TRACK PROJECTOS

Binario sezionabile trifase per 3 circuiti separati. Di sezione rettangolare in alluminio estruso, contiene un profilo sagomato in PVC isolante dotato di 4 conduttori in rame, mentre il profilo stesso realizza la messa a terra del sistema. Finitura in bianco o nero.

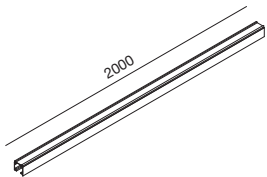
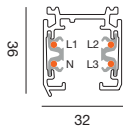
Testata di alimentazione (indispensabile per il funzionamento), tappo di chiusura (indispensabile per il funzionamento), giunzioni di collegamento e kit di sospensione non inclusi e acquistabili separatamente.

Sectionable three-phase track for 3 separate electrical circuits.

Rectangular section of extruded aluminum, includes a shaped profile in insulating PVC with 4 copper conductors, while the profile itself delivers the system's earthing provision.

White or black finish.

Power supply head (required for operation), closing cap (required for operation), connection joints and suspension kit not included and can be purchased separately.



Bianco / White  
**GBIN01**

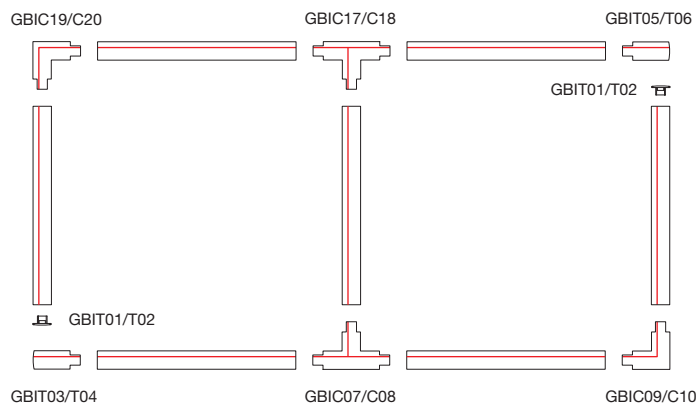


Nero / Black  
**GBIN02**

Vista dall'alto  
Top view

La linea rossa indica  
la polarità L1

The red line indicates  
the L1 polarity



## ACCESSORI BINARIO TRIFASE 230Vac

### TRACK ACCESSORIES THREE-PHASE 230VAC

Tappo di chiusura per binario.  
Indispensabile per evitare il contatto diretto  
con i conduttori.  
Finitura in bianco o nero.

End cap for track.  
Essential to avoid direct contact  
with conductors.  
White or black finish.



Bianco / White  
**GBIT01**



Nero / Black  
**GBIT02**

Testata di alimentazione  
per binario connettore destro.  
Finitura in bianco o nero.

Power supply head  
for track right input.  
White or black finish.



Bianco / White  
**GBIT03**



Nero / Black  
**GBIT04**

Testata di alimentazione  
per binario connettore sinistro.  
Finitura in bianco o nero.

Power supply head  
for track left input.  
White or black finish.



Bianco / White  
**GBIT05**



Nero / Black  
**GBIT06**

Giunto lineare per connessione  
elettrica e meccanica.  
Invisibile dopo l'installazione.  
Finitura in bianco o nero.

Joint for electrical and  
mechanical linear connection.  
Invisible after installation.  
White or black finish.



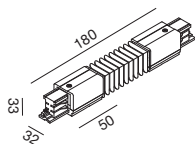
Bianco / White  
**GBIC01**



Nero / Black  
**GBIC02**

Giunto flessibile per connessione elettrica.  
Finitura in bianco o nero opaco.

Flexible joint for electrical connection.  
White or matte black finish.



Bianco / White  
**GBIC21**

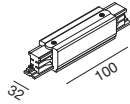


Nero / Black  
**GBIC22**

## ACCESSORI BINARIO TRIFASE 230Vac TRACK ACCESSORIES THREE-PHASE 230VAC

Giunto lineare per connessione elettrica e meccanica.  
Possibilità di utilizzo come testata di alimentazione.  
Finitura in bianco o nero.

Linear joint for electrical and mechanical connection.  
Can be used as a power supply head.  
White or black finish.



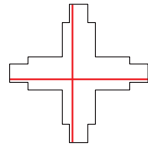
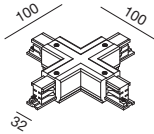
Bianco / White  
**GBIC03**



Nero / Black  
**GBIC04**

Giunto a X per connessione elettrica e meccanica.  
Possibilità di utilizzo come testata di alimentazione.  
Finitura in bianco o nero.

X-joint for electrical and mechanical connection.  
Can be used as a power supply head.  
White or black finish.



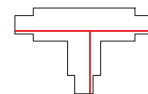
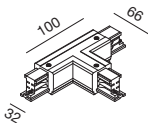
Bianco / White  
**GBIC05**



Nero / Black  
**GBIC06**

Giunto a T per connessione elettrica e meccanica connettore destro.  
Possibilità di utilizzo come testata di alimentazione.  
Finitura in bianco o nero.

T-joint for electrical and mechanical connection right input.  
Can be used as a power supply head.  
White or black finish.



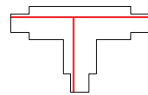
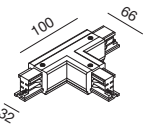
Bianco / White  
**GBIC07**



Nero / Black  
**GBIC08**

Giunto a T per connessione elettrica e meccanica connettore sinistro.  
Possibilità di utilizzo come testata di alimentazione.  
Finitura in bianco o nero.

T-joint for electrical and mechanical connection left input.  
Can be used as a power supply head.  
White or black finish.



Bianco / White  
**GBIC17**



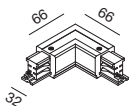
Nero / Black  
**GBIC18**



## ACCESSORI BINARIO TRIFASE 230Vac

### TRACK ACCESSORIES THREE-PHASE 230VAC

Giunto a L per connessione elettrica e meccanica connettore destro. Possibilità di utilizzo come testata di alimentazione. Finitura in bianco o nero.



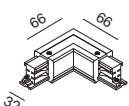
L- joint for electrical and mechanical connection right input. Can be used as a power supply head. White or black finish



Bianco / White  
**GBIC09**

Nero / Black  
**GBIC10**

Giunto a L per connessione elettrica e meccanica connettore sinistro. Possibilità di utilizzo come testata di alimentazione. Finitura in bianco o nero.



L- joint for electrical and mechanical connection left input. Can be used as a power supply head. White or black finish.



Bianco / White  
**GBIC19**

Nero / Black  
**GBIC20**

Kit sospensione dotato di 1 cavo in acciaio di 2 m e 1 bloccacavo a soffitto. Non include il cavo di alimentazione. Finitura in bianco o nero.

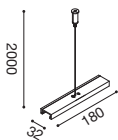


Suspension kit equipped with 1 2m steel cable and 1 ceiling cable clamp. Does not include the power cord. White or black finish.

Bianco / White  
**GBIS01**

Nero / Black  
**GBIS02**

Kit sospensione dotato di 1 staffa per unire 2 binari, di 1 cavo in acciaio di 2 m e 1 bloccacavo a soffitto. Non include il cavo di alimentazione. Finitura in bianco o nero.



Suspension kit with 1 bracket to join 2 tracks, 1 2 m steel cable and 1 ceiling cable clamp. Does not include the power cord. White or black finish.

Bianco / White  
**GBIS03**

Nero / Black  
**GBIS04**






# **FARETTI INCASSO RECESSED SPOTLIGHTS**

Faretto da incasso. Struttura in alluminio.  
 Finitura in bianco opaco, nero opaco,  
 argento opaco o bronzo opaco.  
 Diffusore in metacrilato trasparente.  
 Modulo LED incluso.  
 Trasformatore incluso ma non integrato.

Recessed spotlight. Aluminum structure.  
 Matt white, matt black, matt silver or matt  
 bronze finish.  
 Transparent methacrylate diffuser.  
 LED module included. T  
 ransformer included but not integrated.

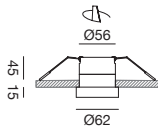


**NEW**



LED  
 12W | 220-240Vac  
 CRI >90

BEAM



Bianco opaco / Matt White  
**GFA1700** 3000K 726lm



Nero opaco / Matt Black  
**GFA1701** 3000K 701lm



Argento opaco / Matt Silver  
**GFA1702** 3000K 770lm



Bronzo opaco / Matt Bronze  
**GFA1703** 3000K 770lm



Faretto da incasso. Struttura in alluminio.  
 Finitura in bianco opaco, nero opaco,  
 argento opaco o bronzo opaco.  
 Diffusore in metacrilato trasparente.  
 Modulo LED incluso.  
 Trasformatore incluso ma non integrato.

Recessed spotlight. Aluminum structure.  
 Matt white, matt black, matt silver or matt  
 bronze finish.  
 Transparent methacrylate diffuser.  
 LED module included. T  
 ransformer included but not integrated.

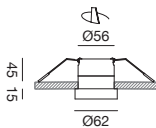


**NEW**



LED  
 12W | 220-240Vac  
 CRI >90

BEAM



Bianco opaco / Matt White  
**GFA1710** 3000K 824lm



Nero opaco / Matt Black  
**GFA1711** 3000K 711lm



Argento opaco / Matt Silver  
**GFA1712** 3000K 787lm



Bronzo opaco / Matt Bronze  
**GFA1713** 3000K 796lm



Faretto da incasso wall washer con illuminazione asimmetrica.  
Struttura in alluminio.  
Finitura in bianco opaco con riflettore cromato.  
Diffusore in metacrilato trasparente.  
Modulo LED incluso.  
Trasformatore incluso ma non integrato.

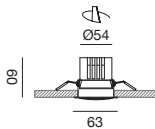
Recessed wall washer spotlight with asymmetrical lighting.  
Aluminum structure.  
Matt white finish with chrome-plated reflector.  
Transparent methacrylate diffuser.  
LED module included.  
Transformer included but not integrated.

**NEW**



LED  
8W | 220-240Vac  
CRI >90

BEAM

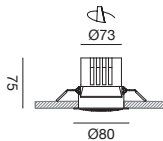


Bianco opaco e riflettore cromato  
Matt White and Chrome reflector

**GFA1720** 3000K 613lm

LED  
15W | 220-240Vac  
CRI >90

BEAM



Bianco opaco e riflettore cromato  
Matt White and Chrome reflector

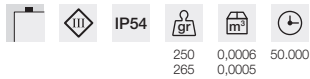
**GFA1721** 3000K 711lm





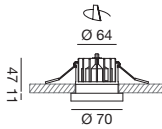
Faretto ad incasso.  
 Struttura in alluminio.  
 Finitura in bianco o nero.  
 Diffusore trasparente.  
 Modulo LED e trasformatore inclusi.  
 5 anni di garanzia.

Recessed spotlight.  
 Aluminum structure.  
 White and black finish.  
 Clear diffuser.  
 LED module and transformer included.  
 5 years warranty.



LED CREE  
 9W | 220-240Vac  
 CRI >90

BEAM



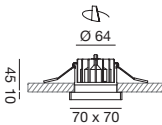
Bianco / White  
**GFA301** 3000K 700lm



Nero / Black  
**GFA302** 3000K 650lm

LED CREE  
 9W | 220-240Vac  
 CRI >90

BEAM




Bianco / White  
**GFA303** 3000K 700lm



Nero / Black  
**GFA304** 3000K 650lm

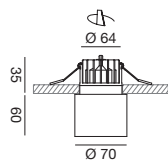
Faretto ad incasso.  
Struttura in alluminio.  
Finitura in bianco o nero.  
Diffusore trasparente.  
Modulo LED e trasformatore inclusi.  
5 anni di garanzia.

Recessed spotlight.  
Aluminum structure.  
White and black finish.  
Clear diffuser.  
LED module and transformer included.  
5 years warranty.



LED CREE  
9W | 220-240Vac  
CRI >90

BEAM



Bianco / White

**GFA361** 3000K 550lm

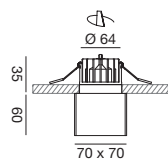


Nero / Black

**GFA362** 3000K 400lm

LED CREE  
9W | 220-240Vac  
CRI >90

BEAM



Bianco / White

**GFA363** 3000K 550lm



Nero / Black

**GFA364** 3000K 400lm

DRIVER Misure alimentatore (susceptibili di variazioni)  
Measures power supply (measures could have variations)  
100x38x22 mm

Faretto ad incasso orientabile.  
 Struttura in alluminio.  
 Finitura in bianco o nero.  
 Diffusore trasparente.  
 Modulo LED e trasformatore inclusi.  
 5 anni di garanzia.

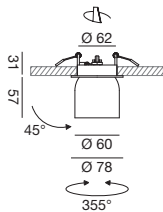
Adjustable recessed spotlight.  
 Aluminum structure.  
 White and black finish.  
 Clear diffuser.  
 LED module and transformer included.  
 5 years warranty.



200 0,0011 50.000

LED CREE  
 9W | 220-240Vac  
 CRI >90

BEAM



Bianco / White

**GFA441**

3000K 680lm



Nero / Black

**GFA442**

3000K 680lm



Faretto da incasso.  
 Struttura e dissipatore in alluminio.  
 Finitura in bianco opaco.  
 Diffusore in vetro trasparente.  
 Modulo LED incluso.  
 Trasformatore incluso ma non integrato.  
 3 anni di garanzia.

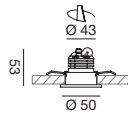
Recessed spotlight.  
 Structure and heatsink in aluminum.  
 Matt white finish.  
 Diffuser in transparent glass.  
 CREE LED module included.  
 Included but not integrated transformer.  
 3 years warranty.



150 0,0004 30.000

LED CREE  
 5W | 220-240Vac  
 CRI >80

BEAM

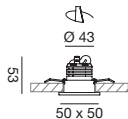


Bianco opaco / Matt White

**GFA770C** 3000K 350lm  
**GFA770N** 4000K 370lm

LED CREE  
 5W | 220-240Vac  
 CRI >80

BEAM



Bianco opaco / Matt White

**GFA771C** 3000K 350lm  
**GFA771N** 4000K 370lm

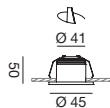
Faretto da incasso.  
 Struttura e dissipatore in alluminio.  
 Finitura in bianco opaco.  
 Diffusore in vetro trasparente.  
 Modulo LED CREE incluso.  
 Trasformatore incluso ma non integrato.  
 3 anni di garanzia.

Adjustable recessed spotlight.  
 Structure and heatsink in aluminum.  
 Matt white finish.  
 Diffuser in transparent glass.  
 CREE LED module included.  
 Included but not integrated transformer.  
 3 years warranty.



LED CREE  
 4W | 220-240Vac  
 CRI >80

BEAM



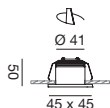
Bianco opaco / Matt White

**GFA850C** 3000K 320lm

**GFA850N** 4000K 340lm

LED CREE  
 4W | 220-240Vac  
 CRI >80

BEAM




Bianco opaco / Matt White

**GFA851C** 3000K 320lm

**GFA851N** 4000K 340lm

Faretto da incasso regolabile.  
 Struttura e dissipatore in alluminio.  
 Finitura in bianco opaco.  
 Modulo LED CREE incluso.  
 Trasformatore incluso ma non integrato.  
 3 anni di garanzia.

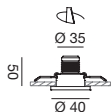
Adjustable recessed spotlight.  
 Structure and heatsink  
 in aluminum.  
 Matt white finish.  
 CREE LED module included.  
 Included but not integrated transformer.  
 3 years warranty.



105 0,0001 30.000

LED CREE  
 3W | 220-240Vac  
 CRI >80

BEAM

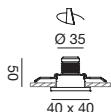


Bianco opaco / Matt White

**GFA880C** 3000K 170lm  
**GFA880N** 4000K 180lm

LED CREE  
 3W | 220-240Vac  
 CRI >80

BEAM



Bianco opaco / Matt White

**GFA890C** 3000K 170lm  
**GFA890N** 4000K 180lm



Faretto da incasso a molle.  
Struttura e dissipatore  
in alluminio.  
Finitura in bianco opaco o nichel.  
Modulo LED CREE incluso.  
Trasformatore incluso ma non integrato.  
3 anni di garanzia.

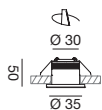
Recessed spotlight with spring.  
Structure and heatsink  
in aluminum.  
Matt white or nickel finish.  
CREE LED module included.  
Included but not integrated transformer.  
3 years warranty.



110 0,0003 30.000

LED CREE  
3W | 220-240Vac  
CRI >80

BEAM



Nichel / Nickel

**GFA900C** 3000K 170lm  
**GFA900N** 4000K 180lm

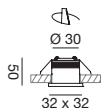


Bianco opaco / Matt White

**GFA901C** 3000K 170lm  
**GFA901N** 4000K 180lm

LED CREE  
3W | 220-240Vac  
CRI >80

BEAM



Nichel / Nickel

**GFA902C** 3000K 170lm  
**GFA902N** 4000K 180lm



Bianco opaco / Matt White

**GFA903C** 3000K 170lm  
**GFA903N** 4000K 180lm

DRIVER Misure alimentatore (susceptibili di variazioni)  
Measures power supply (measures could have variations)  
74x23x21 mm

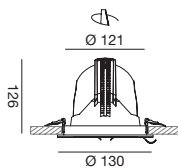
Faretto da incasso regolabile.  
 Struttura e dissipatore in alluminio.  
 Finitura in bianco opaco.  
 Diffusore in vetro trasparente.  
 Modulo LED CREE incluso.  
 Trasformatore incluso ma non integrato.  
 3 anni di garanzia.

Adjustable recessed spotlight.  
 Structure and heatsink  
 in aluminum.  
 Matt white finish.  
 Diffuser in clear glass.  
 CREE LED module included.  
 Included but not integrated transformer.  
 3 years warranty.



LED CREE  
 20W | 220-240Vac  
 CRI >80

BEAM

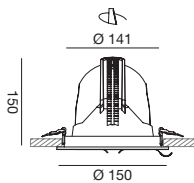


Bianco opaco / Matt White

**GFA910C** 3000K 1600lm  
**GFA910N** 4000K 1700lm

LED CREE  
 40W | 220-240Vac  
 CRI >80

BEAM




Bianco opaco / Matt White

**GFA911C** 3000K 3200lm  
**GFA911N** 4000K 3400lm



Faretti da incasso.  
 Struttura e dissipatore in alluminio.  
 Finitura in bianco opaco  
 o nero opaco.  
 Modulo LED CREE incluso.  
 Trasformatore incluso ma non integrato.  
 3 anni di garanzia.

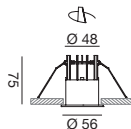
Recessed spotlights.  
 Structure and heatsink  
 in aluminum.  
 Matt white or matt black finish.  
 CREE LED module included.  
 Included but not integrated transformer.  
 3 years warranty.



240 0,0006 30.000

LED CREE  
 8W | 220-240Vac  
 CRI >80

BEAM



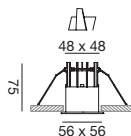
Bianco opaco / Matt White  
**GFA950C** 3000K 600lm  
**GFA950N** 4000K 656lm



Nero opaco / Matt Black  
**GFA960C** 3000K 600lm  
**GFA960N** 4000K 656lm

LED CREE  
 8W | 220-240Vac  
 CRI >80

BEAM



Bianco opaco / Matt White  
**GFA951C** 3000K 600lm  
**GFA951N** 4000K 656lm



Nero opaco / Matt Black  
**GFA961C** 3000K 600lm  
**GFA961N** 4000K 656lm



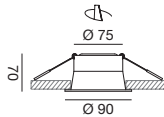
Faretto ad incasso.  
 Struttura in alluminio.  
 Finitura in bianco satinato  
 o nero satinato.  
 Diffusore trasparente.  
 Modulo LED e trasformatore inclusi.  
 5 anni di garanzia.

Recessed spotlight.  
 Aluminum structure.  
 Satin white and satin black finish.  
 Clear diffuser.  
 LED module and transformer included.  
 5 years warranty.



LED  
 8W | 220-240Vac  
 CRI >90

BEAM



Bianco satinato / Satin White  
**GFA1000C** 3000K 596lm



Nero satinato / Satin Black  
**GFA1001C** 3000K 596lm

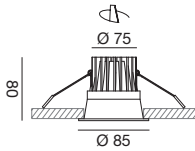
Faretto ad incasso.  
 Struttura in alluminio.  
 Finitura bianco satinato esterno /bianco satinato interno o bianco satinato esterno / nero satinato interno.  
 Dissipatore in alluminio.  
 Diffusore opale.  
 Modulo LED e trasformatore incluso.  
 5 anni di garanzia.

Recessed spotlight.  
 Aluminum structure.  
 Available finishes: satin white on the outside / satin white on the inside or satin white on the outside and satin black on the inside.  
 Aluminum heatsink.  
 Opal diffuser.  
 LED module and trasformer included.  
 5 years warranty.



LED  
 10W | 220-240Vac  
 CRI >90

BEAM



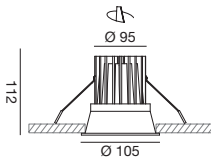
Bianco satinato - Nero satinato  
 Satin White - Satin Black  
**GFA1010C** 3000K 820lm



Bianco satinato  
 Satin White  
**GFA1020C** 3000K 820lm

LED  
 20W | 220-240Vac  
 CRI >90

BEAM



Bianco satinato - Nero satinato  
 Satin White - Satin Black  
**GFA1011C** 3000K 1640lm



Bianco satinato  
 Satin White  
**GFA1021C** 3000K 1640lm

DRIVER Misure alimentatore (susceptibili di variazioni)  
 Measures power supply (measures could have variations)  
 10W: 88x39x22 mm - 20W: 115x45x29 mm

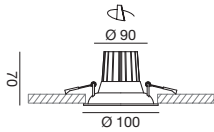
Faretto ad incasso.  
 Struttura e dissipatore in alluminio.  
 Finitura in bianco satinato  
 o nero satinato.  
 Diffusore trasparente.  
 Modulo LED e trasformatore incluso.  
 5 anni di garanzia.

Recessed spotlight.  
 Structure and heatsink in aluminum.  
 Satin white or satin black finish.  
 Clear diffuser.  
 LED module and transformer included.  
 5 years warranty.



LED  
 8W | 220-240Vac  
 CRI >90

BEAM



Bianco satinato / Satin White  
**GFA1030C** 3000K 465lm  
**GFA1030N** 4000K 510lm



Nero satinato / Satin Black  
**GFA1031C** 3000K 465lm  
**GFA1031N** 4000K 510lm



Faretto ad incasso orientabile.  
 Struttura e dissipatore in alluminio.  
 Finitura in bianco satinato.  
 Diffusore trasparente.  
 Modulo LED e trasformatore incluso.  
 5 anni di garanzia.

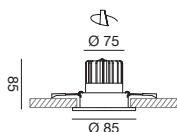
Adjustable recessed spotlight.  
 Structure and heatsink in aluminum.  
 Satin white finish.  
 Clear diffuser.  
 LED module and transformer included.  
 5 years warranty.



		IP20			
			320	0,001	30.000
			480	0,0019	
			610	0,0035	

LED  
 8W | 220-240Vac  
 CRI >90

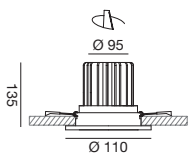
BEAM



Bianco satinato / Satin White  
**GFA1040C** 3000K 600lm

LED  
 16W | 220-240Vac  
 CRI >90

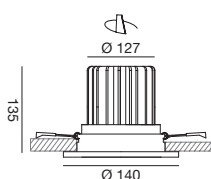
BEAM



Bianco satinato / Satin White  
**GFA1041C** 3000K 1467lm

LED  
 25W | 220-240Vac  
 CRI >90

BEAM



Bianco satinato / Satin White  
**GFA1042C** 3000K 2100lm

DRIVER Misure alimentatore (susceptibili di variazioni)  
 Measures power supply (measures could have variations)  
 8W 88x39x22 mm | 16W 115x45x29 mm | 25W 108x68x32 mm

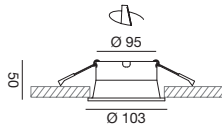
Faretto ad incasso.  
 Struttura in alluminio.  
 Finitura in bianco satinato.  
 Dissipatore in alluminio.  
 Diffusore opale.  
 Modulo LED e trasformatore inclusi.  
 5 anni di garanzia.

Recessed spotlight.  
 Aluminum structure.  
 Satin white finish.  
 Aluminum heatsink.  
 Opal diffuser.  
 LED module and transformer included.  
 5 years warranty.



LED  
 10W | 220-240Vac  
 CRI >80

BEAM



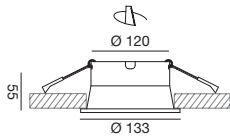
Bianco satinato / Satin White

**GFA1050C** 3000K 660lm

**GFA1050N** 4000K 700lm

LED  
 16W | 220-240Vac  
 CRI >80

BEAM



Bianco satinato / Satin White

**GFA1051C** 3000K 1056lm

**GFA1051N** 4000K 1120lm



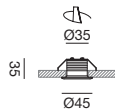
Faretto ad incasso.  
 Struttura in alluminio.  
 Finitura in bianco opaco  
 o nero opaco.  
 Diffusore con ottica antiabbaglio.  
 Modulo LED incluso.  
 Trasformatore incluso ma non integrato.  
 Garanzia 3 anni.

Recessed spotlight.  
 Aluminum body.  
 Matt white or  
 matt black finish.  
 Anti-glare diffuser.  
 LED module included.  
 Included but not integrated transformer.  
 3 years warranty.



LED CREE  
 3W | 220-240Vac  
 CRI >80

BEAM



Bianco opaco / Matt White

**GFA1080C** 3000K 230lm  
**GFA1080N** 4000K 250lm



Nero opaco / Matt Black

**GFA1081C** 3000K 230lm  
**GFA1081N** 4000K 250lm

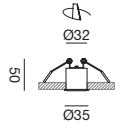
Faretto ad incasso.  
 Struttura in alluminio.  
 Finitura in bianco opaco  
 o nero opaco.  
 Diffusore con ottica antiabbaglio.  
 Modulo LED incluso.  
 Trasformatore incluso ma non integrato.  
 Garanzia 3 anni.

Recessed spotlight.  
 Aluminum body.  
 Matt white or  
 matt black finish.  
 Anti-glare diffuser.  
 LED module included.  
 Included but not integrated transformer.  
 3 years warranty.



LED CREE  
 3W | 220-240Vac  
 CRI >80

BEAM



Bianco opaco / Matt White

**GFA1090C** 3000K 230lm  
**GFA1090N** 4000K 250lm

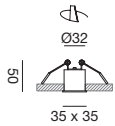


Nero opaco / Matt Black

**GFA1091C** 3000K 230lm  
**GFA1091N** 4000K 250lm

LED CREE  
 3W | 220-240Vac  
 CRI >80

BEAM



Bianco opaco / Matt White

**GFA1092C** 3000K 230lm  
**GFA1092N** 4000K 250lm



Nero opaco / Matt Black

**GFA1093C** 3000K 230lm  
**GFA1093N** 4000K 250lm

DRIVER Misure alimentatore (susceptibili di variazioni)  
 Measures power supply (measures could have variations)  
 46x23x21 mm





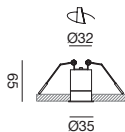
Faretto ad incasso.  
 Struttura in alluminio.  
 Finitura in bianco opaco  
 o nero opaco.  
 Diffusore con ottica rietrata antiabbaglio.  
 Modulo LED incluso.  
 Trasformatore incluso ma non integrato.  
 Garanzia 3 anni.

Recessed spotlight.  
 Aluminum body.  
 Matt white or matt black finish.  
 Anti-glare recessed diffuser.  
 LED module included.  
 Included but not integrated transformer.  
 3 years warranty.



LED CREE  
 3W | 220-240Vac  
 CRI >80

BEAM



Bianco opaco / Matt White

**GFA1100C** 3000K 230lm  
**GFA1100N** 4000K 250lm



Nero opaco / Matt Black

**GFA1101C** 3000K 230lm  
**GFA1101N** 4000K 250lm



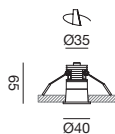
Faretto ad incasso.  
 Struttura in alluminio.  
 Finitura in bianco opaco,  
 nero opaco o oro rosa.  
 Diffusore con ottica rietrata antiabbaglio.  
 Modulo LED incluso.  
 Trasformatore incluso ma non integrato.  
 Garanzia 3 anni.

Recessed spotlight.  
 Aluminum body.  
 Matt white, matt black  
 or rose gold finish.  
 Anti-glare recessed diffuser.  
 LED module included.  
 Included but not integrated transformer.  
 3 years warranty.



LED CREE  
 5W | 220-240Vac  
 CRI >80

BEAM



Bianco opaco / Matt White  
**GFA1110C** 3000K 400lm  
**GFA1110N** 4000K 430lm



Nero opaco / Matt Black  
**GFA1111C** 3000K 400lm  
**GFA1111N** 4000K 430lm



Oro rosa / Rose Gold  
**GFA1112C** 3000K 400lm  
**GFA1112N** 4000K 430lm

DRIVER Misure alimentatore (suscettibili di variazioni)  
 Measures power supply (measures could have variations)  
 38x19x16,5 mm

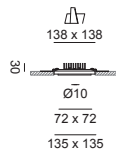
Faretto ad incasso in gesso.  
 Finitura in bianco.  
 Modulo LED incluso.  
 Trasformatore incluso ma non integrato.

Recessed plaster spotlight.  
 White finish.  
 LED module included.  
 Included but not integrated transformer.



LED  
 11W | 220-240Vac  
 CRI >80

BEAM



Bianco / White  
**GFA1400** 3000K 813lm

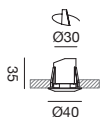
Faretto da incasso IP44.  
 Struttura in alluminio.  
 Finitura in bianco satinato o nero satinato.  
 Diffusore in metacrilato trasparente.  
 Possono essere installati in bagno.  
 Modulo LED incluso.  
 Trasformatore incluso ma non integrato.

IP44 recessed spotlight.  
 Aluminum structure.  
 Satin white or satin black finish.  
 Transparent methacrylate diffuser. Suitable  
 for installation in bathrooms.  
 LED module included.  
 Transformer included but not integrated.



LED  
 2,1W | 220-240Vac  
 CRI >90

BEAM



Bianco satinato / Satin White  
**GES2060C** 3000K 179lm  
**GES2060N** 4000K 189lm



Nero satinato / Satin Black  
**GES2061C** 3000K 179lm

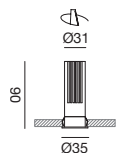
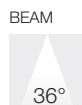
Faretto da incasso.  
 Struttura in alluminio.  
 Finitura in bianco satinato  
 o nero satinato.  
 Diffusore in metacrilato trasparente.  
 Modulo LED incluso.  
 Trasformatore incluso ma non integrato.

Recessed spotlight.  
 Aluminum structure.  
 Satin white or satin black finish.  
 Transparent methacrylate diffuser.  
 LED module included.  
 Transformer included but not integrated.



		<b>IP20</b>			
			100	0,0004	30.000
			180	0,0012	
			280	0,0015	

LED  
 10W | 220-240Vac  
 CRI >90

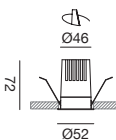


Bianco satinato / Satin White  
**GFA1410C** 3000K 900lm  
**GFA1410N** 4000K 950lm



Nero satinato / Satin Black  
**GFA1411C** 3000K 900lm

LED  
 12W | 220-240Vac  
 CRI >90

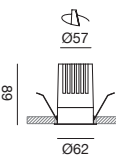


Bianco satinato / Satin White  
**GFA1412C** 3000K 1350lm  
**GFA1412N** 4000K 1370lm



Nero satinato / Satin Black  
**GFA1413C** 3000K 1350lm

LED  
 18W | 220-240Vac  
 CRI >90



Bianco satinato / Satin White  
**GFA1414C** 3000K 1900lm  
**GFA1414N** 4000K 2000lm




Nero satinato / Satin Black  
**GFA1415C** 3000K 1900lm

DRIVER Misure alimentatore (susceptibili di variazioni)  
 Measures power supply (measures could have variations)  
 10W 85x20x16,5 mm | 12W 96x36x24 mm | 18W 113x37x26,5 mm

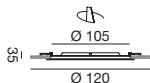


Faretto da incasso rotondo.  
 Struttura in materiale termoplastico.  
 Finitura in bianco opaco.  
 Diffusore in plastica antiabbaglio.  
 Modulo LED incluso.

Round recessed spotlight.  
 Structure in thermoplastic material.  
 Matt white finish.  
 Anti-glare plastic diffuser.  
 LED module included.



LED CREE  
 6W | 220-240Vac  
 CRI >80

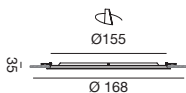


BEAM



Bianco opaco / Matt White  
**GFA750C** 3000K 390lm  
**GFA750N** 4000K 420lm

LED CREE  
 12W | 220-240Vac  
 CRI >80

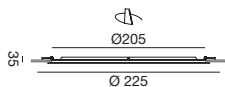


BEAM



Bianco opaco / Matt White  
**GFA751C** 3000K 900lm  
**GFA751N** 4000K 960lm

LED CREE  
 18W | 220-240Vac  
 CRI >80



BEAM



Bianco opaco / Matt White  
**GFA752C** 3000K 1530lm  
**GFA752N** 4000K 1620lm

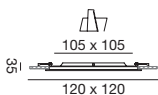
Faretto da incasso quadrato.  
Struttura in materiale termoplastico.  
Finitura in bianco opaco.  
Diffusore in plastica antiabbaglio.  
Modulo LED incluso.

Square recessed spotlight.  
Structure in thermoplastic material.  
Matt white finish.  
Anti-glare plastic diffuser.  
LED module included.



		IP20			
			190	0,0007	35.000
			320	0,0012	
			525	0,0020	

LED CREE  
6W | 220-240Vac  
CRI >80




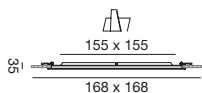
BEAM



Bianco opaco / Matt White

**GFA753C** 3000K 370lm  
**GFA753N** 4000K 420lm

LED CREE  
12W | 220-240Vac  
CRI >80



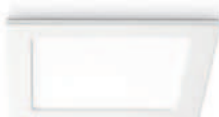
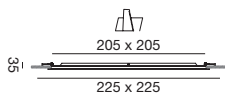
BEAM



Bianco opaco / Matt White

**GFA754C** 3000K 855lm  
**GFA754N** 4000K 912lm

LED CREE  
18W | 220-240Vac  
CRI >80



BEAM



Bianco opaco / Matt White

**GFA755C** 3000K 1455lm  
**GFA755N** 4000K 1540lm

Faretto ad incasso orientabile.  
Struttura in alluminio.  
Diffusore in metacrilato trasparente  
antiabbaglio.  
Finiture in bianco satinato o nero satinato.  
Modulo LED e trasformatore incluso ma non  
integrato.

Adjustable recessed spotlights.  
Aluminum structure.  
Transparent anti-glare methacrylate diffuser.  
Satin white or satin black finish.  
Led module and transformer included but  
not integrated.



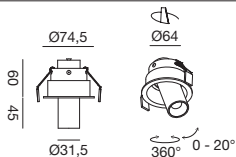
**NEW**



240 0,0012 50.000  
410 0,0020

LED  
8W | 220-240Vac  
CRI >80

BEAM



Bianco / White

**GFA1690** 3000K 650lm

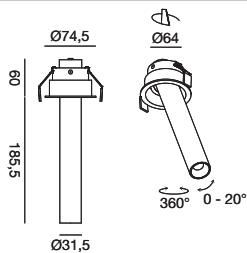


Nero / Black

**GFA1691** 3000K 650lm

LED  
8W | 220-240Vac  
CRI >80

BEAM



Bianco / White

**GFA1694** 3000K 650lm



Nero / Black

**GFA1695** 3000K 650lm

DRIVER

Misure alimentatore (susceptibili di variazioni)  
Measures power supply (measures could have variations)  
92x35x25 mm





Faretto ad incasso orientabile con 2 spot indipendenti.  
Struttura in alluminio.  
Diffusore in metacrilato trasparente antiabbaglio.  
Finiture in bianco satinato o nero satinato.  
Modulo LED e trasformatore incluso ma non integrato.

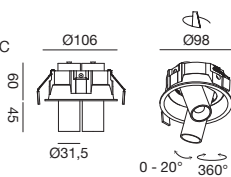
Adjustable recessed spotlights with 2 independent spots.  
Aluminum structure. Transparent anti-glare methacrylate diffuser.  
Satin white or satin black finish.  
Led module and transformer included but not integrated.

**NEW**



LED  
2x8W | 220-240Vac  
CRI >80

BEAM



Bianco / White

**GFA1698** 3000K 1250lm



Nero / Black

**GFA1699** 3000K 1250lm



Faretto ad incasso trimless orientabile.  
Struttura in alluminio.  
Diffusore in metacrilato trasparente  
antiabbaglio.  
Finiture in bianco satinato o nero satinato.  
Modulo LED e trasformatore incluso ma non  
integrato.

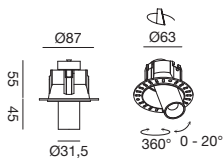
Trimless adjustable recessed spotlights.  
Aluminum structure.  
Transparent anti-glare methacrylate diffuser.  
Satin white or satin black finish.  
Led module and transformer included but  
not integrated.

**NEW**



LED  
8W | 220-240Vac  
CRI >80

BEAM



Bianco / White

**GFA1692** 3000K 650lm

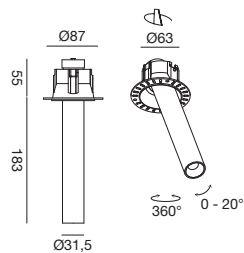


Nero / Black

**GFA1693** 3000K 650lm

LED  
8W | 220-240Vac  
CRI >80

BEAM



Bianco / White

**GFA1696** 3000K 650lm



Nero / Black

**GFA1697** 3000K 650lm

DRIVER

Misure alimentatore (susceptibili di variazioni)  
Measures power supply (measures could have variations)  
92x35x25 mm



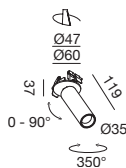
Faretto ad incasso orientabile.  
Struttura in alluminio.  
Finiture in bianco satinato  
o nero satinato.  
Modulo LED e trasformatore incluso  
ma non integrato.

Adjustable recessed spotlights.  
Aluminum structure.  
Satin white or satin black finish.  
Led module and transformer  
included but not integrated.



LED  
7W | 220-240Vac  
CRI >90

BEAM



Bianco / White

**GFA1480H** 2700K 509lm  
**GFA1480C** 3000K 522lm

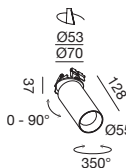


Nero / Black

**GFA1481H** 2700K 500lm  
**GFA1481C** 3000K 512lm

LED  
12W | 220-240Vac  
CRI >90

BEAM



Bianco / White

**GFA1482H** 2700K 1022lm  
**GFA1482C** 3000K 1051lm



Nero / Black

**GFA1483H** 2700K 1009lm  
**GFA1483C** 3000K 1031lm



Faretto ad incasso con 2, 3, 6 o 12 punti luce per la versione lineare; faretto ad incasso con 4 o 9 punti luce per la versione quadrata.

Struttura in alluminio.

Finitura in bianco con cover antiabbaglio in nero lucido.

Diffusore con ottica antiabbaglio.

Modulo LED incluso.

Trasformatore incluso ma non integrato.

Recessed spotlight with 2, 3, 6 or 12 light points for the linear version; recessed spotlight with 4 or 9 light points for the square version.

Aluminum structure.

White finish with glossy black anti-glare cover.

Diffuser with anti-glare optic.

LED module included. Transformer included but not integrated.





**NEW version Mini**

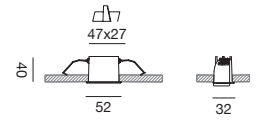
110	0,0003	50.000		
130	0,0003			
180	0,0004			
280	0,0008			

LED  
4W | 220-240Vac  
CRI >80

BEAM



Bianco / White  
**GFA1660** 3000K 250lm

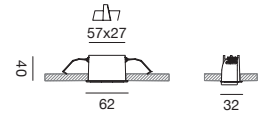


LED  
6W | 220-240Vac  
CRI >80

BEAM



Bianco / White  
**GFA1661** 3000K 420lm

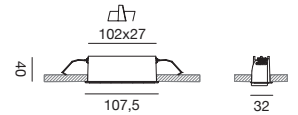


LED  
10W | 220-240Vac  
CRI >80

BEAM



Bianco / White  
**GFA1663** 3000K 810lm

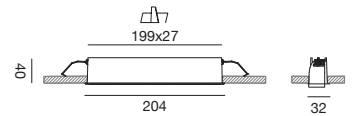


LED  
20W | 220-240Vac  
CRI >80

BEAM



Bianco / White  
**GFA1665** 3000K 1580lm



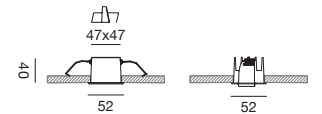
160	0,0006	50.000		
220	0,0008			

LED  
8W | 220-240Vac  
CRI >80

BEAM



Bianco / White  
**GFA1662** 3000K 600lm

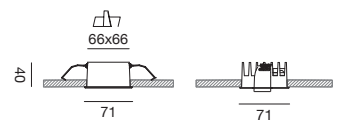


LED  
12W | 220-240Vac  
CRI >80

BEAM



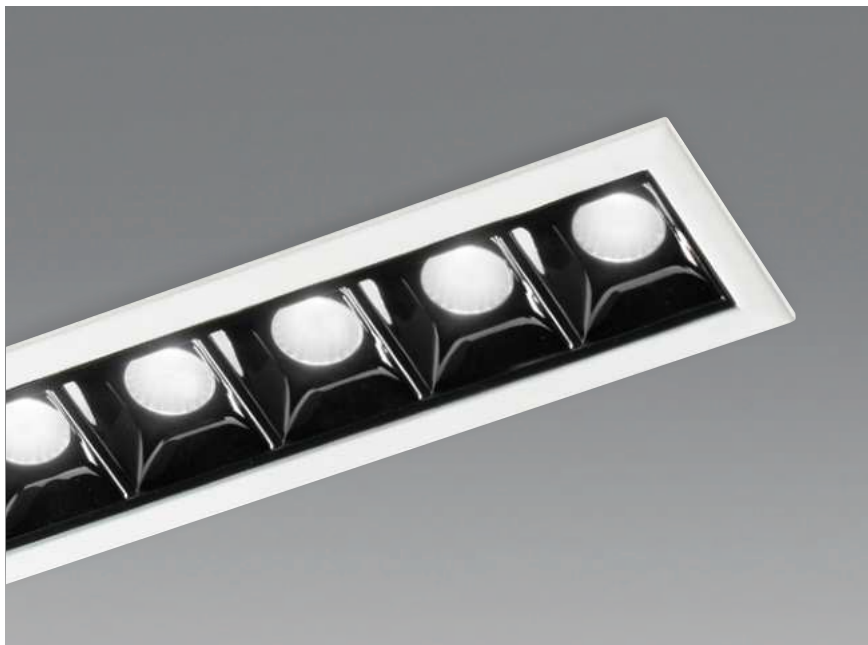
Bianco / White  
**GFA1664** 3000K 950lm



DRIVER Misure alimentatore (susceptibili di variazioni)  
Measures power supply (measures could have variations)  
GFA1660/61 83.5x20x16.5 mm | GFA1662/64/65 92x36x25 mm | GFA1663 86x31x23 mm

Faretto ad incasso con  
2, 5, 10 o 15 punti luce.  
Struttura in alluminio.  
Finitura in bianco con  
cover antiabbaglio in nero lucido.  
Diffusore con ottica antiabbaglio.  
Modulo LED incluso.  
Trasformatore incluso ma non integrato.

Recessed spotlight with  
2, 5, 10 or 15 spots.  
Aluminum body.  
White finish with gloss black anti-glare cover.  
Anti-glare diffuser.  
LED module included.  
Included but not integrated transformer.



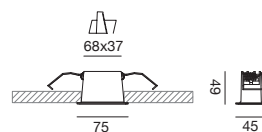
		IP20			
130	0,00049	50.000			
350	0,0009				
520	0,0015				
720	0,0021				

LED  
4W | 220-240Vac  
CRI >80

BEAM



Bianco e Nero / White and Black  
**GFA1123C** 3000K 320lm

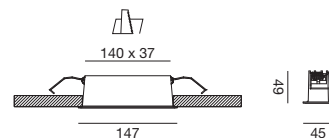


LED  
10W | 220-240Vac  
CRI >80

BEAM



Bianco e Nero / White and Black  
**GFA1120C** 3000K 800lm  
**GFA1120N** 4000K 830lm

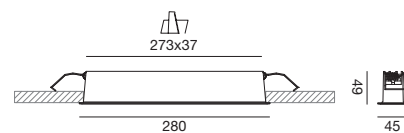


LED  
20W | 220-240Vac  
CRI >80

BEAM



Bianco e Nero / White and Black  
**GFA1121C** 3000K 1600lm  
**GFA1121N** 4000K 1650lm

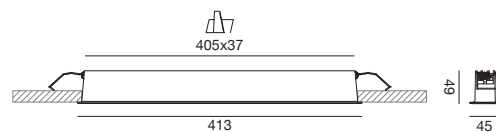


LED  
30W | 220-240Vac  
CRI >80

BEAM



Bianco e Nero / White and Black  
**GFA1122C** 3000K 2400lm




DRIVER Misure alimentatore (susceptibili di variazioni)  
Measures power supply (measures could have variations)  
2W 84x21x17 mm | 10W -20W 91x35x25 mm | 30W 120x42x26 mm



Faretto ad incasso a scomparsa  
con 5, 10 o 15 punti luce.  
Struttura in alluminio.  
Finitura in bianco opaco con cover  
antiabbaglio in nero lucido.  
Diffusore con ottica antiabbaglio.  
Modulo LED incluso.  
Trasformatore incluso ma non integrato.

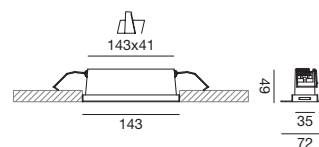
Invisible recessed spotlight  
with 5, 10 or 15 spots.  
Aluminum body.  
Matt white finish with  
gloss black anti-glare cover.  
Anti-glare diffuser.  
LED module included.  
Included but not integrated transformer.



		IP20			
350	0,0012			50.000	
670	0,0019				
910	0,0028				

LED  
10W | 220-240Vac  
CRI >80

BEAM

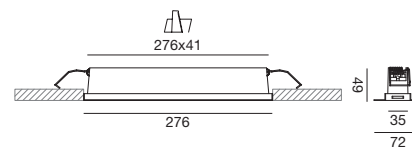


Bianco e Nero / White and Black

**GFA1130C** 3000K 800lm  
**GFA1130N** 4000K 830lm

LED  
20W | 220-240Vac  
CRI >80

BEAM

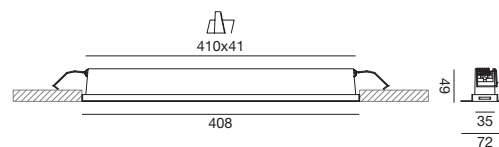


Bianco e Nero / White and Black

**GFA1131C** 3000K 1600lm  
**GFA1131N** 4000K 1650lm

LED  
30W | 220-240Vac  
CRI >80

BEAM



Bianco e Nero / White and Black

**GFA1132C** 3000K 2400lm



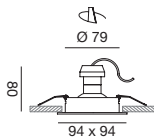
Faretto da incasso orientabile.  
Struttura in alluminio.  
Finitura in bianco opaco, nero opaco,  
alluminio spazzolato, oro spazzolato  
o rame spazzolato.

Adjustable recessed spotlight.  
Aluminum structure.  
Matt white, matt black, brushed aluminum,  
brushed gold or brushed copper finish.



GU10  
max 1 x 35W  
220-240Vac

Lampadine non incluse  
Bulbs not included



Alluminio spazzolato  
Brushed Aluminum  
**GFA040** 1 x GU10



Bianco opaco  
Matt White  
**GFA041** 1 x GU10



Nero opaco  
Matt Black  
**GFA042** 1 x GU10



**NEW**

Oro spazzolato  
Brushed Gold  
**GFA043** 1 x GU10



**NEW**

Rame spazzolato  
Brushed Copper  
**GFA044** 1 x GU10

LAMPADINE UTILIZZABILI  
AVAILABLE BULBS

Vedi pagina / see page  
564

GU10	BEAM	CODE	POWER	CCT	FLUX	CRI
		GLA241C	5W	3000K	420lm	>80
		GLA241N	5W	4000K	430lm	>80
		GLA243C	7W	3000K	590lm	>80
		GLA243N	7W	4000K	610lm	>80
		GLA242C	5W	3000K	410lm	>80
		GLA242N	5W	4000K	420lm	>80
		GLA244C	7W	3000K	550lm	>80
		GLA244N	7W	4000K	560lm	>80
		GLA350C	9W	3000K	900lm	>80
		GLA350N	9W	4000K	950lm	>80

Faretto da incasso orientabile.  
Struttura in alluminio.  
Finitura in bianco opaco, nero opaco,  
alluminio spazzolato, oro spazzolato  
o rame spazzolato.

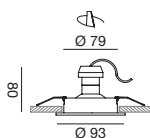
Adjustable recessed spotlight.  
Aluminum structure.  
Matt white, matt black, brushed aluminum,  
brushed gold or brushed copper finish.



GU10

max 1 x 35W  
220-240Vac

Lampadine non incluse  
Bulbs not included



Alluminio spazzolato  
Brushed Aluminum

**GFA090** 1 x GU10



Bianco opaco  
Matt White

**GFA091** 1 x GU10



Nero opaco  
Matt Black

**GFA092** 1 x GU10



Oro spazzolato  
Brushed Gold

**GFA093** 1 x GU10



Rame spazzolato  
Brushed Copper

**GFA094** 1 x GU10

LAMPADINE UTILIZZABILI  
AVAILABLE BULBS

Vedi pagina / see page  
564

GU10	BEAM	CODE	POWER	CCT	FLUX	CRI
		GLA241C	5W	3000K	420lm	>80
		GLA241N	5W	4000K	430lm	>80
		GLA243C	7W	3000K	590lm	>80
		GLA243N	7W	4000K	610lm	>80
		GLA242C	5W	3000K	410lm	>80
		GLA242N	5W	4000K	420lm	>80
		GLA244C	7W	3000K	550lm	>80
		GLA244N	7W	4000K	560lm	>80
		GLA350C	9W	3000K	900lm	>80
		GLA350N	9W	4000K	950lm	>80

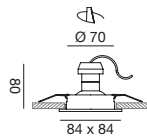
Faretto da incasso orientabile.  
Struttura in alluminio.  
Finitura in bianco opaco, nero opaco,  
alluminio spazzolato, oro spazzolato  
o rame spazzolato.

Adjustable recessed spotlight.  
Aluminum structure.  
Matt white, matt black, brushed aluminum,  
brushed gold or brushed copper finish.



GU10  
max 1 x 35W  
220-240Vac

Lampadine non incluse  
Bulbs not included



Alluminio spazzolato  
Brushed Aluminum

**GFA050** 1 x GU10



Bianco opaco  
Matt White

**GFA051** 1 x GU10



Nero opaco  
Matt Black

**GFA052** 1 x GU10



**NEW**

Oro spazzolato  
Brushed Gold

**GFA053** 1 x GU10



**NEW**

Rame spazzolato  
Brushed Copper

**GFA054** 1 x GU10

LAMPADINE UTILIZZABILI  
AVAILABLE BULBS

Vedi pagina / see page  
564

GU10	BEAM	CODE	POWER	CCT	FLUX	CRI
		GLA241C	5W	3000K	420lm	>80
		GLA241N	5W	4000K	430lm	>80
		GLA243C	7W	3000K	590lm	>80
		GLA243N	7W	4000K	610lm	>80
		GLA242C	5W	3000K	410lm	>80
		GLA242N	5W	4000K	420lm	>80
		GLA244C	7W	3000K	550lm	>80
		GLA244N	7W	4000K	560lm	>80
		GLA350C	9W	3000K	900lm	>80
		GLA350N	9W	4000K	950lm	>80



Faretto da incasso orientabile.  
Struttura in alluminio.  
Finitura in bianco opaco, nero opaco,  
alluminio spazzolato, oro spazzolato  
o rame spazzolato.

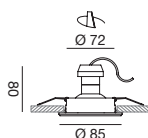
Adjustable recessed spotlight.  
Aluminum structure.  
Matt white, matt black, brushed aluminum,  
brushed gold or brushed copper finish.



GU10

max 1 x 35W  
220-240Vac

Lampadine non incluse  
Bulbs not included



Alluminio spazzolato  
Brushed Aluminum

**GFA130** 1 x GU10



Bianco opaco  
Matt White

**GFA131** 1 x GU10



Nero opaco  
Matt Black

**GFA132** 1 x GU10



**NEW**

Oro spazzolato  
Brushed Gold

**GFA133** 1 x GU10



**NEW**

Rame spazzolato  
Brushed Copper

**GFA134** 1 x GU10

LAMPADINE UTILIZZABILI  
AVAILABLE BULBS

Vedi pagina / see page  
564

GU10	BEAM	CODE	POWER	CCT	FLUX	CRI
		GLA241C	5W	3000K	420lm	>80
		GLA241N	5W	4000K	430lm	>80
		GLA243C	7W	3000K	590lm	>80
		GLA243N	7W	4000K	610lm	>80
		GLA242C	5W	3000K	410lm	>80
		GLA242N	5W	4000K	420lm	>80
		GLA244C	7W	3000K	550lm	>80
		GLA244N	7W	4000K	560lm	>80
		GLA350C	9W	3000K	900lm	>80
		GLA350N	9W	4000K	950lm	>80

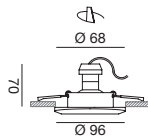
Faretto da incasso.  
Struttura in alluminio.  
Finitura in bianco opaco o cromo lucido.

Recessed spotlight.  
Aluminum structure.  
Matt white or polished chrome finish.



GU10  
max 1 x 35W  
220-240Vac

Lampadine non incluse  
Bulbs not included



Bianco opaco / Matt White  
**GFA160** 1 x GU10



Cromo lucido / Polished Chrome  
**GFA161** 1 x GU10

LAMPADINE UTILIZZABILI  
AVAILABLE BULBS

Vedi pagina / see page  
564

GU10	BEAM	CODE	POWER	CCT	FLUX	CRI
		GLA241C	5W	3000K	420lm	>80
		GLA241N	5W	4000K	430lm	>80
		GLA243C	7W	3000K	590lm	>80
		GLA243N	7W	4000K	610lm	>80
		GLA242C	5W	3000K	410lm	>80
		GLA242N	5W	4000K	420lm	>80
		GLA244C	7W	3000K	550lm	>80
		GLA244N	7W	4000K	560lm	>80
		GLA350C	9W	3000K	900lm	>80
		GLA350N	9W	4000K	950lm	>80

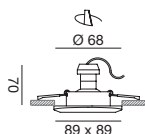
Faretto da incasso.  
Struttura in alluminio.  
Finitura in bianco opaco o cromo lucido.

Recessed spotlight.  
Aluminum structure.  
Matt white or polished chrome finish.



GU10  
max 1 x 35W  
220-240Vac

Lampadine non incluse  
Bulbs not included



Bianco opaco / Matt White  
**GFA162** 1 x GU10



Cromo lucido / Polished Chrome  
**GFA163** 1 x GU10

LAMPADINE UTILIZZABILI  
AVAILABLE BULBS

Vedi pagina / see page  
564

GU10	BEAM	CODE	POWER	CCT	FLUX	CRI
		GLA241C	5W	3000K	420lm	>80
		GLA241N	5W	4000K	430lm	>80
		GLA243C	7W	3000K	590lm	>80
		GLA243N	7W	4000K	610lm	>80
		GLA242C	5W	3000K	410lm	>80
		GLA242N	5W	4000K	420lm	>80
		GLA244C	7W	3000K	550lm	>80
		GLA244N	7W	4000K	560lm	>80
		GLA350C	9W	3000K	900lm	>80
		GLA350N	9W	4000K	950lm	>80

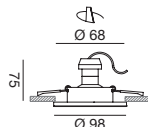
Faretto da incasso.  
Struttura in alluminio.  
Finitura in bianco opaco.

Recessed spotlight.  
Aluminum structure.  
Matt white finish.



GU10  
max 1 x 35W  
220-240Vac

Lampadine non incluse  
Bulbs not included

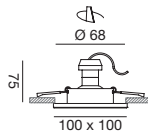


Bianco opaco / Matt White

**GFA170** 1 x GU10

GU10  
max 1 x 35W  
220-240Vac

Lampadine non incluse  
Bulbs not included



Bianco opaco / Matt White

**GFA171** 1 x GU10


LAMPADINE UTILIZZABILI  
AVAILABLE BULBS

Vedi pagina / see page  
564

GU10	BEAM	CODE	POWER	CCT	FLUX	CRI
		GLA241C	5W	3000K	420lm	>80
		GLA241N	5W	4000K	430lm	>80
		GLA243C	7W	3000K	590lm	>80
		GLA243N	7W	4000K	610lm	>80
		GLA242C	5W	3000K	410lm	>80
		GLA242N	5W	4000K	420lm	>80
		GLA244C	7W	3000K	550lm	>80
		GLA244N	7W	4000K	560lm	>80
		GLA350C	9W	3000K	900lm	>80
		GLA350N	9W	4000K	950lm	>80

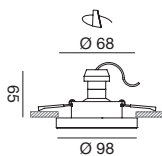
Faretto da incasso.  
Struttura in alluminio.  
Finitura in bianco opaco.

Recessed spotlight.  
Aluminum structure.  
Matt white finish.



GU10  
max 1 x 35W  
220-240Vac

Lampadine non incluse  
Bulbs not included

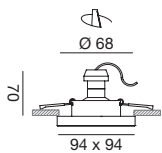


Bianco opaco / Matt White

**GFA180** 1 x GU10

GU10  
max 1 x 35W  
220-240Vac

Lampadine non incluse  
Bulbs not included



Bianco opaco / Matt White

**GFA181** 1 x GU10

LAMPADINE UTILIZZABILI  
AVAILABLE BULBS

Vedi pagina / see page  
564

GU10	BEAM	CODE	POWER	CCT	FLUX	CRI
		GLA241C	5W	3000K	420lm	>80
		GLA241N	5W	4000K	430lm	>80
		GLA243C	7W	3000K	590lm	>80
		GLA243N	7W	4000K	610lm	>80
		GLA242C	5W	3000K	410lm	>80
		GLA242N	5W	4000K	420lm	>80
		GLA244C	7W	3000K	550lm	>80
		GLA244N	7W	4000K	560lm	>80
		GLA350C	9W	3000K	900lm	>80
		GLA350N	9W	4000K	950lm	>80

Faretto da incasso.  
Struttura in alluminio.  
Finitura in bianco opaco con inserimento di strass di cristallo trasparente.

Recessed spotlight.  
Aluminum structure.  
Matt white finish with addition of clear crystal strass.



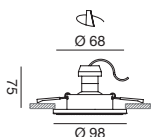
GU10  
max 1 x 35W  
220-240Vac

Lampadine non incluse  
Bulbs not included



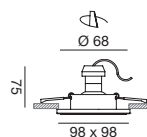
Bianco opaco e Strass  
Matt White with Strass

**GFA190** 1 x GU10



Bianco opaco e Strass  
Matt White with Strass

**GFA191** 1 x GU10



LAMPADINE UTILIZZABILI  
AVAILABLE BULBS

Vedi pagina / see page  
564

GU10	BEAM	CODE	POWER	CCT	FLUX	CRI
		GLA241C	5W	3000K	420lm	>80
		GLA241N	5W	4000K	430lm	>80
		GLA243C	7W	3000K	590lm	>80
		GLA243N	7W	4000K	610lm	>80
		GLA242C	5W	3000K	410lm	>80
		GLA242N	5W	4000K	420lm	>80
		GLA244C	7W	3000K	550lm	>80
		GLA244N	7W	4000K	560lm	>80
		GLA350C	9W	3000K	900lm	>80
		GLA350N	9W	4000K	950lm	>80

Faretto da incasso.  
Montatura in metallo.  
Finitura in cromo e vetro trasparente.  
Diffusore in cristallo.

Recessed spotlight.  
Chrome metal structure with clear glass.  
Crystal diffuser.



GU10

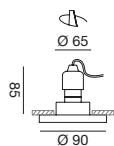
max 1 x 35W  
220-240Vac

Lampadine non incluse  
Bulbs not included



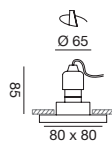
Cromo e Cristallo  
Chrome and Glass

**GFA320** 1 x GU10



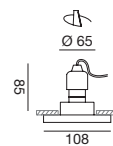
Cromo e Cristallo  
Chrome and Glass

**GFA321** 1 x GU10



Cromo e Cristallo  
Chrome and Glass

**GFA322** 1 x GU10



LAMPADINE UTILIZZABILI  
AVAILABLE BULBS

Vedi pagina / see page  
564

GU10	BEAM	CODE	POWER	CCT	FLUX	CRI
		GLA241C	5W	3000K	420lm	>80
		GLA241N	5W	4000K	430lm	>80
		GLA243C	7W	3000K	590lm	>80
		GLA243N	7W	4000K	610lm	>80
		GLA242C	5W	3000K	410lm	>80
		GLA242N	5W	4000K	420lm	>80
		GLA244C	7W	3000K	550lm	>80
		GLA244N	7W	4000K	560lm	>80
		GLA350C	9W	3000K	900lm	>80
		GLA350N	9W	4000K	950lm	>80

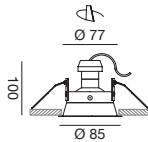
Faretto da incasso orientabile.  
Struttura in alluminio.  
Finitura in bianco opaco o nero opaco.

Adjustable recessed spotlight.  
Aluminum structure.  
Matt white or matt black finish.



GU10  
max 1x35W  
220-240Vac

Lampadine non incluse  
Bulbs not included



Bianco opaco / Matt White  
**GFA230** 1 x GU10



Nero opaco / Matt Black  
**GFA231** 1 x GU10

LAMPADINE UTILIZZABILI  
AVAILABLE BULBS

Vedi pagina / see page  
564

GU10	BEAM	CODE	POWER	CCT	FLUX	CRI
		GLA241C	5W	3000K	420lm	>80
		GLA241N	5W	4000K	430lm	>80
		GLA243C	7W	3000K	590lm	>80
		GLA243N	7W	4000K	610lm	>80
		GLA242C	5W	3000K	410lm	>80
		GLA242N	5W	4000K	420lm	>80
		GLA244C	7W	3000K	550lm	>80
		GLA244N	7W	4000K	560lm	>80
		GLA350C	9W	3000K	900lm	>80
		GLA350N	9W	4000K	950lm	>80



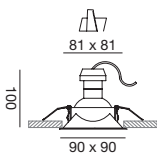
Faretto da incasso orientabile.  
Struttura in alluminio.  
Finitura in bianco opaco o nero opaco.

Adjustable recessed spotlight.  
Aluminum structure.  
Matt white or matt black finish.



GU10  
max 1 x 35W  
220-240Vac

Lampadine non incluse  
Bulbs not included









Bianco opaco / Matt White  
**GFA240** 1 x GU10



Nero opaco / Matt Black  
**GFA241** 1 x GU10

LAMPADINE UTILIZZABILI  
AVAILABLE BULBS

Vedi pagina / see page  
564

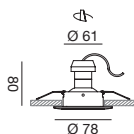
GU10	BEAM	CODE	POWER	CCT	FLUX	CRI
		GLA241C	5W	3000K	420lm	>80
		GLA241N	5W	4000K	430lm	>80
		GLA243C	7W	3000K	590lm	>80
		GLA243N	7W	4000K	610lm	>80
		GLA242C	5W	3000K	410lm	>80
		GLA242N	5W	4000K	420lm	>80
		GLA244C	7W	3000K	550lm	>80
		GLA244N	7W	4000K	560lm	>80
		GLA350C	9W	3000K	900lm	>80
		GLA350N	9W	4000K	950lm	>80

Faretto da incasso.  
Struttura in alluminio.  
Finitura in bianco opaco, nero opaco,  
alluminio spazzolato o grigio opaco.  
Diffusore in vetro satinato.

Recessed spotlight.  
Aluminum structure.  
Matt white, matt black, brushed aluminum  
or matt gray finish.  
Frosted glass diffuser.



GU10  
max 1 x 35W  
220-240Vac  
Lampadine non incluse  
Bulbs not included



Bianco opaco  
Matt White  
**GFA310** 1 x GU10



Nero opaco  
Matt Black  
**GFA311** 1 x GU10



Alluminio Spazzolato  
Brushed Aluminum  
**GFA312** 1 x GU10



Grigio opaco  
Matt Gray  
**GFA313** 1 x GU10

LAMPADINE UTILIZZABILI  
AVAILABLE BULBS

Vedi pagina / see page  
564

GU10	BEAM	CODE	POWER	CCT	FLUX	CRI
		GLA241C	5W	3000K	420lm	>80
		GLA241N	5W	4000K	430lm	>80
		GLA243C	7W	3000K	590lm	>80
		GLA243N	7W	4000K	610lm	>80
		GLA350C	9W	3000K	900lm	>80
		GLA350N	9W	4000K	950lm	>80

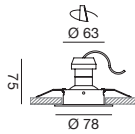
Faretto da incasso.  
Struttura in alluminio.  
Finitura in bianco opaco, nero opaco  
o alluminio spazzolato.

Recessed spotlight.  
Aluminum structure.  
Matt white, matt black  
or brushed aluminum finish.



GU10  
max 1 x 35W  
220-240Vac

Lampadine non incluse  
Bulbs not included



Alluminio Spazzolato  
Brushed Aluminum  
**GFA220** 1 x GU10



Bianco opaco  
Matt White  
**GFA221** 1 x GU10



Nero opaco  
Matt Black  
**GFA222** 1 x GU10

LAMPADINE UTILIZZABILI  
AVAILABLE BULBS

Vedi pagina / see page  
564

GU10	BEAM	CODE	POWER	CCT	FLUX	CRI
		GLA241C	5W	3000K	420lm	>80
		GLA241N	5W	4000K	430lm	>80
		GLA243C	7W	3000K	590lm	>80
		GLA243N	7W	4000K	610lm	>80
		GLA242C	5W	3000K	410lm	>80
		GLA242N	5W	4000K	420lm	>80
		GLA244C	7W	3000K	550lm	>80
		GLA244N	7W	4000K	560lm	>80
		GLA350C	9W	3000K	900lm	>80
		GLA350N	9W	4000K	950lm	>80

Faretto da incasso.  
Struttura in alluminio.  
Finitura in bianco lucido, cromo,  
nichel spazzolato o brunito.  
Diffusore in vetro satinato.  
Possono essere installati in bagno.

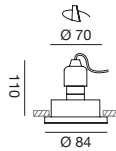
Recessed spotlight.  
Aluminum structure.  
Polished white, chrome,  
brushed nickel or antique brass.  
Frosted glass diffuser.  
For bathroom.



GU10

max 1 x 35W  
220-240Vac

Lampadine non incluse  
Bulbs not included



Bianco lucido  
Polished White

**GFA370** 1 x GU10



Cromo  
Chrome

**GFA371** 1 x GU10



Nichel Spazzolato  
Brushed Nickel

**GFA372** 1 x GU10



Brunito  
Antique Brass

**GFA373** 1 x GU10

LAMPADINE UTILIZZABILI  
AVAILABLE BULBS

Vedi pagina / see page  
564

GU10	BEAM	CODE	POWER	CCT	FLUX	CRI
		GLA241C	5W	3000K	420lm	>80
		GLA241N	5W	4000K	430lm	>80
		GLA243C	7W	3000K	590lm	>80
		GLA243N	7W	4000K	610lm	>80
		GLA242C	5W	3000K	410lm	>80
		GLA242N	5W	4000K	420lm	>80
		GLA244C	7W	3000K	550lm	>80
		GLA244N	7W	4000K	560lm	>80
		GLA350C	9W	3000K	900lm	>80
		GLA350N	9W	4000K	950lm	>80

Faretto da incasso.  
Struttura in alluminio.  
Finitura in bianco lucido, cromo,  
nichel spazzolato o brunito.  
Diffusore in vetro satinato.  
Possono essere installati in bagno.

Recessed spotlight.  
Aluminum structure.  
Polished white, chrome,  
brushed nickel or antique brass.  
Frosted glass diffuser.  
For bathroom.

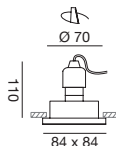


360 0,001

GU10

max 1 x 35W  
220-240Vac

Lampadine non incluse  
Bulbs not included



Bianco lucido  
Polished White

**GFA374** 1 x GU10

Cromo  
Chrome

**GFA375** 1 x GU10

Nichel Spazzolato  
Brushed Nickel

**GFA376** 1 x GU10

Brunito  
Antique Brass

**GFA377** 1 x GU10

LAMPADINE UTILIZZABILI  
AVAILABLE BULBS

Vedi pagina / see page  
564

GU10	BEAM	CODE	POWER	CCT	FLUX	CRI
		GLA241C	5W	3000K	420lm	>80
		GLA241N	5W	4000K	430lm	>80
		GLA243C	7W	3000K	590lm	>80
		GLA243N	7W	4000K	610lm	>80
		GLA242C	5W	3000K	410lm	>80
		GLA242N	5W	4000K	420lm	>80
		GLA244C	7W	3000K	550lm	>80
		GLA244N	7W	4000K	560lm	>80
		GLA350C	9W	3000K	900lm	>80
		GLA350N	9W	4000K	950lm	>80

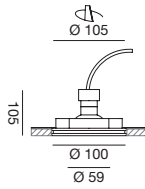
Faretto da incasso in gesso.  
Finitura in bianco.

Gypsum recessed spotlight.  
White finish.



GU10  
max 1 x 35W  
220-240Vac

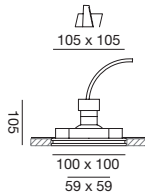
Lampadine non incluse  
Bulbs not included



Bianco / White  
**GFA590** 1 x GU10

GU10  
max 1 x 35W  
220-240Vac

Lampadine non incluse  
Bulbs not included



Bianco / White  
**GFA591** 1 x GU10

LAMPADINE UTILIZZABILI  
AVAILABLE BULBS


Vedi pagina / see page  
564

GU10	BEAM	CODE	POWER	CCT	FLUX	CRI
		GLA241C	5W	3000K	420lm	>80
		GLA241N	5W	4000K	430lm	>80
		GLA243C	7W	3000K	590lm	>80
		GLA243N	7W	4000K	610lm	>80
		GLA242C	5W	3000K	410lm	>80
		GLA242N	5W	4000K	420lm	>80
		GLA244C	7W	3000K	550lm	>80
		GLA244N	7W	4000K	560lm	>80
		GLA350C	9W	3000K	900lm	>80
		GLA350N	9W	4000K	950lm	>80



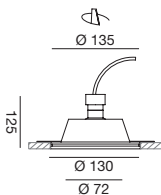
Faretto da incasso in gesso.  
Finitura in bianco.

Gypsum recessed spotlight.  
White finish.



GU10  
max 1 x 35W  
220-240Vac

Lampadine non incluse  
Bulbs not included

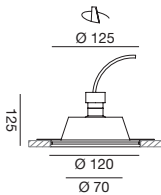


Bianco / White  
**GFA592** 1 x GU10

GU10  
max 1 x 35W  
220-240Vac

Lampadine non incluse  
Bulbs not included

Con diffusore in vetro  
satinato bianco  
With white frosted  
glass diffuser



Bianco / White  
**GFA595** 1 x GU10

LAMPADINE UTILIZZABILI  
AVAILABLE BULBS

Vedi pagina / see page  
564

GU10	BEAM	CODE	POWER	CCT	FLUX	CRI
		GLA241C	5W	3000K	420lm	>80
		GLA241N	5W	4000K	430lm	>80
		GLA243C	7W	3000K	590lm	>80
		GLA243N	7W	4000K	610lm	>80
		GLA242C	5W	3000K	410lm	>80
		GLA242N	5W	4000K	420lm	>80
		GLA244C	7W	3000K	550lm	>80
		GLA244N	7W	4000K	560lm	>80
		GLA350C	9W	3000K	900lm	>80
		GLA350N	9W	4000K	950lm	>80



Faretto da incasso in gesso.  
Finitura in bianco.

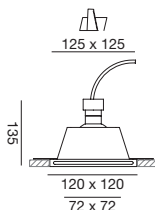
Gypsum recessed spotlight.  
White finish.



660 0,0028  
670 0,0028

GU10  
max 1 x 35W  
220-240Vac

Lampadine non incluse  
Bulbs not included



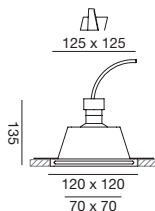
Bianco / White

**GFA593** 1 x GU10

GU10  
max 1 x 35W  
220-240Vac

Lampadine non incluse  
Bulbs not included

Con diffusore in vetro  
satinato bianco  
With white frosted  
glass diffuser



Bianco / White

**GFA594** 1 x GU10

#### LAMPADINE UTILIZZABILI AVAILABLE BULBS

Vedi pagina / see page  
564

GU10	BEAM	CODE	POWER	CCT	FLUX	CRI
		GLA241C	5W	3000K	420lm	>80
		GLA241N	5W	4000K	430lm	>80
		GLA243C	7W	3000K	590lm	>80
		GLA243N	7W	4000K	610lm	>80
		GLA242C	5W	3000K	410lm	>80
		GLA242N	5W	4000K	420lm	>80
		GLA244C	7W	3000K	550lm	>80
		GLA244N	7W	4000K	560lm	>80
		GLA350C	9W	3000K	900lm	>80
		GLA350N	9W	4000K	950lm	>80

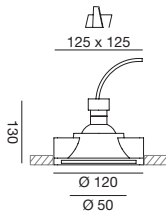
Faretto da incasso in gesso.  
Finitura in bianco.

Gypsum recessed spotlight.  
White finish.



GU10  
max 1 x 35W  
220-240Vac

Lampadine non incluse  
Bulbs not included




Bianco / White  
**GFA611** 1 x GU10

LAMPADINE UTILIZZABILI  
AVAILABLE BULBS

Vedi pagina / see page  
564

GU10	BEAM	CODE	POWER	CCT	FLUX	CRI
		GLA241C	5W	3000K	420lm	>80
		GLA241N	5W	4000K	430lm	>80
		GLA243C	7W	3000K	590lm	>80
		GLA243N	7W	4000K	610lm	>80
		GLA242C	5W	3000K	410lm	>80
		GLA242N	5W	4000K	420lm	>80
		GLA244C	7W	3000K	550lm	>80
		GLA244N	7W	4000K	560lm	>80
		GLA350C	9W	3000K	900lm	>80
		GLA350N	9W	4000K	950lm	>80



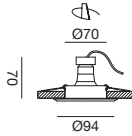
Faretto ad incasso.  
Struttura in alluminio.  
Finitura in bianco opaco o nero opaco.

Recessed spotlight.  
Aluminum body.  
Matt white or black finish.



GU10  
max 1 x 50W  
220-240Vac

Lampadine non incluse  
Bulbs not included



Bianco opaco / Matt White  
**GFA1150** 1 x GU10



Nero opaco / Matt Black  
**GFA1151** 1 x GU10

LAMPADINE UTILIZZABILI  
AVAILABLE BULBS

Vedi pagina / see page  
564

GU10	BEAM	CODE	POWER	CCT	FLUX	CRI
		GLA241C	5W	3000K	420lm	>80
		GLA241N	5W	4000K	430lm	>80
		GLA243C	7W	3000K	590lm	>80
		GLA243N	7W	4000K	610lm	>80
		GLA242C	5W	3000K	410lm	>80
		GLA242N	5W	4000K	420lm	>80
		GLA244C	7W	3000K	550lm	>80
		GLA244N	7W	4000K	560lm	>80
		GLA350C	9W	3000K	900lm	>80
		GLA350N	9W	4000K	950lm	>80

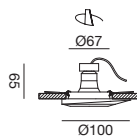
Faretto ad incasso.  
Struttura in alluminio.  
Finitura in bianco opaco o nero opaco.

Recessed spotlight.  
Aluminum body.  
Matt white or black finish.



GU10  
max 1 x 50W  
220-240Vac

Lampadine non incluse  
Bulbs not included



Bianco opaco / Matt White  
**GFA1200** 1 x GU10



Nero opaco / Matt Black  
**GFA1201** 1 x GU10

LAMPADINE UTILIZZABILI  
AVAILABLE BULBS

Vedi pagina / see page  
564

GU10	BEAM	CODE	POWER	CCT	FLUX	CRI
		GLA241C	5W	3000K	420lm	>80
		GLA241N	5W	4000K	430lm	>80
		GLA243C	7W	3000K	590lm	>80
		GLA243N	7W	4000K	610lm	>80
		GLA242C	5W	3000K	410lm	>80
		GLA242N	5W	4000K	420lm	>80
		GLA244C	7W	3000K	550lm	>80
		GLA244N	7W	4000K	560lm	>80
		GLA350C	9W	3000K	900lm	>80
		GLA350N	9W	4000K	950lm	>80

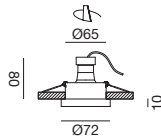
Faretto ad incasso con ottica arretrata.  
Struttura in alluminio.  
Finitura in bianco opaco o nero opaco.

Recessed spotlight with recessed light.  
Aluminum body.  
Matt white or black finish.



GU10  
max 1 x 50W  
220-240Vac

Lampadine non incluse  
Bulbs not included



Bianco opaco / Matt White  
**GFA1160** 1 x GU10



Nero opaco / Matt Black  
**GFA1161** 1 x GU10

LAMPADINE UTILIZZABILI  
AVAILABLE BULBS

Vedi pagina / see page  
564

GU10	BEAM	CODE	POWER	CCT	FLUX	CRI
		GLA241C	5W	3000K	420lm	>80
		GLA241N	5W	4000K	430lm	>80
		GLA243C	7W	3000K	590lm	>80
		GLA243N	7W	4000K	610lm	>80
		GLA242C	5W	3000K	410lm	>80
		GLA242N	5W	4000K	420lm	>80
		GLA244C	7W	3000K	550lm	>80
		GLA244N	7W	4000K	560lm	>80
		GLA350C	9W	3000K	900lm	>80
		GLA350N	9W	4000K	950lm	>80

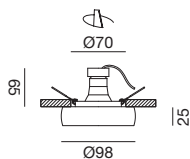
Faretto ad incasso con ottica arretrata.  
Struttura in alluminio.  
Finitura in bianco opaco o nero opaco.

Recessed spotlight with recessed light.  
Aluminum body.  
Matt white or black finish.




GU10  
max 1 x 50W  
220-240Vac

Lampadine non incluse  
Bulbs not included



Bianco opaco / Matt White  
**GFA1170** 1 x GU10



Nero opaco / Matt Black  
**GFA1171** 1 x GU10

LAMPADINE UTILIZZABILI  
AVAILABLE BULBS

Vedi pagina / see page  
564

GU10	BEAM	CODE	POWER	CCT	FLUX	CRI
		GLA241C	5W	3000K	420lm	>80
		GLA241N	5W	4000K	430lm	>80
		GLA243C	7W	3000K	590lm	>80
		GLA243N	7W	4000K	610lm	>80
		GLA242C	5W	3000K	410lm	>80
		GLA242N	5W	4000K	420lm	>80
		GLA244C	7W	3000K	550lm	>80
		GLA244N	7W	4000K	560lm	>80
		GLA350C	9W	3000K	900lm	>80
		GLA350N	9W	4000K	950lm	>80

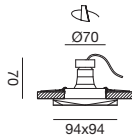
Faretto ad incasso.  
Struttura in alluminio.  
Finitura in bianco opaco o nero opaco.

Recessed spotlight.  
Aluminum body.  
Matt white or black finish.



GU10  
max 1 x 50W  
220-240Vac

Lampadine non incluse  
Bulbs not included



Bianco opaco / Matt White  
**GFA1180** 1 x GU10



Nero opaco / Matt Black  
**GFA1181** 1 x GU10

LAMPADINE UTILIZZABILI  
AVAILABLE BULBS


Vedi pagina / see page  
564

GU10	BEAM	CODE	POWER	CCT	FLUX	CRI
		GLA241C	5W	3000K	420lm	>80
		GLA241N	5W	4000K	430lm	>80
		GLA243C	7W	3000K	590lm	>80
		GLA243N	7W	4000K	610lm	>80
		GLA242C	5W	3000K	410lm	>80
		GLA242N	5W	4000K	420lm	>80
		GLA244C	7W	3000K	550lm	>80
		GLA244N	7W	4000K	560lm	>80
		GLA350C	9W	3000K	900lm	>80
		GLA350N	9W	4000K	950lm	>80



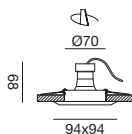
Faretto ad incasso.  
Struttura in alluminio.  
Finitura in bianco opaco o nero opaco.

Recessed spotlight.  
Aluminum body.  
Matt white or black finish.



GU10  
max 1 x 50W  
220-240Vac

Lampadine non incluse  
Bulbs not included



Bianco opaco / Matt White  
**GFA1190** 1 x GU10



Nero opaco / Matt Black  
**GFA1191** 1 x GU10

LAMPADINE UTILIZZABILI  
AVAILABLE BULBS

Vedi pagina / see page  
564

GU10	BEAM	CODE	POWER	CCT	FLUX	CRI
		GLA241C	5W	3000K	420lm	>80
		GLA241N	5W	4000K	430lm	>80
		GLA243C	7W	3000K	590lm	>80
		GLA243N	7W	4000K	610lm	>80
		GLA242C	5W	3000K	410lm	>80
		GLA242N	5W	4000K	420lm	>80
		GLA244C	7W	3000K	550lm	>80
		GLA244N	7W	4000K	560lm	>80
		GLA350C	9W	3000K	900lm	>80
		GLA350N	9W	4000K	950lm	>80

Faretto ad incasso con illuminazione diretta ed indiretta.  
Struttura in alluminio.  
Diffusore in metacrilato satinato.  
Finitura in bianco opaco o nero opaco.

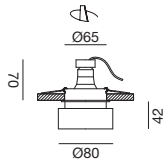
Recessed spotlight with direct and indirect lighting.  
Aluminum body.  
Satin methacrylate diffuser.  
Matt white or black finish.



GU10  
max 1 x 50W  
220-240Vac

Lampadine non incluse  
Bulbs not included

Biemissione  
Double Emission





Bianco opaco / Matt White  
**GFA1210** 1 x GU10




Nero opaco / Matt Black  
**GFA1211** 1 x GU10

LAMPADINE UTILIZZABILI  
AVAILABLE BULBS

Vedi pagina / see page  
564

GU10	BEAM	CODE	POWER	CCT	FLUX	CRI
		GLA241C	5W	3000K	420lm	>80
		GLA241N	5W	4000K	430lm	>80
		GLA243C	7W	3000K	590lm	>80
		GLA243N	7W	4000K	610lm	>80
		GLA242C	5W	3000K	410lm	>80
		GLA242N	5W	4000K	420lm	>80
		GLA244C	7W	3000K	550lm	>80
		GLA244N	7W	4000K	560lm	>80
		GLA350C	9W	3000K	900lm	>80
		GLA350N	9W	4000K	950lm	>80



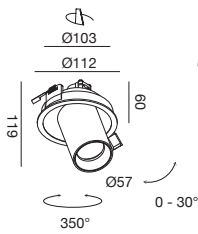
Faretto ad incasso orientabile.  
Struttura in alluminio.  
Finitura in bianco satinato o nero satinato.

Swivelling recessed spotlight.  
Aluminum structure.  
Satin white or satin black finish.



GU10  
max 1 x 35W  
220-240Vac

Lampadine non incluse  
Bulbs not included



Bianco satinato / Satin White  
**GFA1380** 1 x GU10



Nero satinato / Satin Black  
**GFA1381** 1 x GU10

LAMPADINE UTILIZZABILI  
AVAILABLE BULBS

Vedi pagina / see page  
564

GU10	BEAM	CODE	POWER	CCT	FLUX	CRI
		GLA241C	5W	3000K	420lm	>80
		GLA241N	5W	4000K	430lm	>80
		GLA243C	7W	3000K	590lm	>80
		GLA243N	7W	4000K	610lm	>80
		GLA242C	5W	3000K	410lm	>80
		GLA242N	5W	4000K	420lm	>80
		GLA244C	7W	3000K	550lm	>80
		GLA244N	7W	4000K	560lm	>80
		GLA350C	9W	3000K	900lm	>80
		GLA350N	9W	4000K	950lm	>80



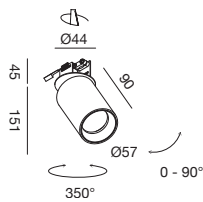
Faretto ad incasso orientabile.  
Struttura in alluminio.  
Finitura in bianco satinato o nero satinato.

Swivelling recessed spotlight.  
Aluminum structure.  
Satin white or satin black finish.



GU10  
max 1 x 35W  
220-240Vac

Lampadine non incluse  
Bulbs not included



Bianco satinato / Satin White  
**GFA1390** 1 x GU10



Nero satinato / Satin Black  
**GFA1391** 1 x GU10

LAMPADINE UTILIZZABILI  
AVAILABLE BULBS

Vedi pagina / see page  
564

GU10	BEAM	CODE	POWER	CCT	FLUX	CRI
		GLA241C	5W	3000K	420lm	>80
		GLA241N	5W	4000K	430lm	>80
		GLA243C	7W	3000K	590lm	>80
		GLA243N	7W	4000K	610lm	>80
		GLA242C	5W	3000K	410lm	>80
		GLA242N	5W	4000K	420lm	>80
		GLA244C	7W	3000K	550lm	>80
		GLA244N	7W	4000K	560lm	>80
		GLA350C	9W	3000K	900lm	>80
		GLA350N	9W	4000K	950lm	>80










# SEGNAPASSI STEPLIGHTS

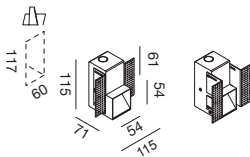
Faretto ad incasso a parete.  
 Struttura in alluminio.  
 Sistema ad incasso a scomparsa totale  
 per cartongesso o laterizio.  
 Finitura: bianco opaco.  
 Modulo LED e trasformatore inclusi.

Recessed wall spotlight.  
 Aluminum structure.  
 Totally concealed recessed system  
 for plasterboard or brickwork.  
 Finish: matt white.  
 LED module and transformer included.



LED  
 3W | 220-240Vac  
 CRI >80

BEAM

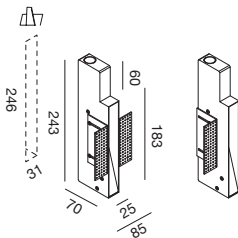


Bianco / White

**GFA1570** 3000K 380lm nominali


LED  
 3W | 220-240Vac  
 CRI >80

BEAM



Bianco / White

**GFA1580** 3000K 380lm nominali



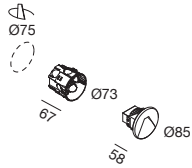
Segnapassi ad incasso.  
 Struttura in alluminio.  
 Finitura in bianco satinato o nero satinato.  
 Controcassa inclusa.  
 Modulo LED e trasformatore inclusi.  
 Possibilità di scegliere la temperatura  
 della luce (3000K, 4000K o 6000K)  
 prima dell'installazione finale del segnapassi.

Recessed steplight. Aluminum frame.  
 Satin white or satin black finish.  
 Back box included.  
 LED module and transformer included. Pos-  
 sible to choose the light temperature (3000K,  
 4000K or 6000K) before final  
 installation of the steplight.



LED  
 3W | 220-240Vac  
 CRI >80

BEAM



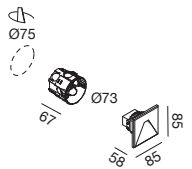
Bianco satinato / Satin White  
**GFA1422** 3000K 135lm  
 4000K 150lm  
 6000K 140lm



Nero satinato / Satin Black  
**GFA1423** 3000K 135lm  
 4000K 150lm  
 6000K 140lm

LED  
 3W | 220-240Vac  
 CRI >80

BEAM



Bianco satinato / Satin White  
**GFA1420** 3000K 135lm  
 4000K 150lm  
 6000K 140lm



Nero satinato / Satin Black  
**GFA1421** 3000K 135lm  
 4000K 150lm  
 6000K 140lm







# PLAFONIERE E APPLIQUE CEILING AND WALL LIGHTS

Plafone.  
 Struttura in alluminio.  
 Finitura in bianco opaco, nero opaco,  
 argento opaco o bronzo opaco.  
 Diffusore in metacrilato trasparente  
 antiabbaglio.  
 Modulo LED e trasformatore incluso.

Ceiling light.  
 Aluminum structure.  
 Matt white, matt black, matt silver or matt  
 bronze finish.  
 Anti-glare transparent methacrylate diffuser.  
 LED module and transformer included.



**NEW**



LED  
 10W | 220-240Vac  
 CRI >90

BEAM



Bianco opaco / Matt White  
**GPL390** 3000K 981lm



Nero opaco / Matt Black  
**GPL391** 3000K 997lm



Argento opaco / Matt Silver  
**GPL392** 3000K 951lm



Bronzo opaco / Matt Bronze  
**GPL393** 3000K 983lm





Plafone.  
 Struttura in alluminio.  
 Finitura in bianco opaco, nero opaco,  
 argento opaco o bronzo opaco.  
 Diffusore in metacrilato trasparente  
 antiabbaglio.  
 Modulo LED e trasformatore incluso.

Ceiling light.  
 Aluminum structure.  
 Matt white, matt black, matt silver or matt  
 bronze finish.  
 Anti-glare transparent methacrylate diffuser.  
 LED module and transformer included.



**NEW**



LED  
 8W | 220-240Vac  
 CRI >90

BEAM



Bianco opaco  
 Matt White

**GPL400** 3000K 609lm



Nero opaco  
 Matt Black

**GPL401** 3000K 599lm



Argento opaco  
 Matt Silver

**GPL402** 3000K 601lm



Bronzo opaco  
 Matt Bronze

**GPL403** 3000K 600lm

LED  
 10W | 220-240Vac  
 CRI >90

BEAM



Bianco opaco  
 Matt White

**GPL404** 3000K 795lm



Nero opaco  
 Matt Black

**GPL405** 3000K 782lm



Argento opaco  
 Matt Silver

**GPL406** 3000K 768lm



Bronzo opaco  
 Matt Bronze

**GPL407** 3000K 815lm



Plafone componibile.  
Stuttura tubolare di 2 misure,  
50 cm ed 80 cm.  
Finitura in bianco opaco, nero  
opaco, argento opaco o bronzo  
opaco.  
Faretto ad incastro nel tubolare  
con cablaggio ed alimentatore  
incluso ma non integrato.  
Finitura in bianco opaco, nero  
opaco, argento opaco o bronzo  
opaco. Associabile ad ogni  
misura e colore.

Modular ceiling light.  
Tubular structure in 2 sizes,  
50 cm and 80 cm.  
Finish in matt white, matt black,  
matt silver or matt bronze.  
Tubular spotlight with wiring and  
power supply unit included but  
not integrated. Finish in matt  
white, matt black, matt silver or  
matt bronze.  
Can be combined with any size  
and colour.



**NEW**



105 0,0004 30.000

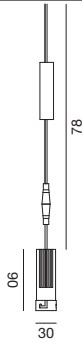
LED  
10W | 220-240Vac  
CRI >90

BEAM



Da abbinare al plafone decorativo

To be combined with the decorative ceiling



Bianco opaco  
Matt White

**GFA1740** 3000K 509lm



Nero opaco  
Matt Black

**GFA1741** 3000K 500lm



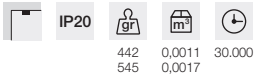
Argento opaco  
Matt Silver

**GFA1742** 3000K 536lm



Bronzo opaco  
Matt Bronze

**GFA1743** 3000K 560lm

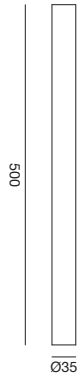


442 0,0011 30.000  
545 0,0017

Plafone decorativo  
L 500 cm

Da abbinare al faretto decorativo

To be combined with the decorative spotlight



Bianco opaco  
Matt White

**GPL410**



Nero opaco  
Matt Black

**GPL411**



Argento opaco  
Matt Silver

**GPL412**



Bronzo opaco  
Matt Bronze

**GPL413**

Plafone decorativo  
L 800 cm

Da abbinare al faretto decorativo

To be combined with the decorative spotlight



Bianco opaco  
Matt White

**GPL414**



Nero opaco  
Matt Black

**GPL415**



Argento opaco  
Matt Silver

**GPL416**



Bronzo opaco  
Matt Bronze

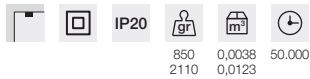
**GPL417**

Plafoniera rotonda.  
 Struttura in materiale termoplastico.  
 Finitura in bianco opaco o nero opaco.  
 Modulo LED incluso.  
 Possibilità di scegliere la temperatura della luce (3000K, 4000K o 5000K) prima dell'installazione finale della plafoniera.  
 Finiture: bianco opaco o nero opaco.

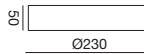
Round ceiling lamp.  
 Structure made of thermoplastic material.  
 Matt white or matt black finish.  
 LED module included.  
 Possibility to choose the light temperature (3000K, 4000K o 5000K) before the final installation of the ceiling.  
 Finishes: matt white or matt black.



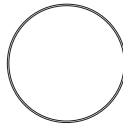
**NEW**



LED  
 25W | 220-240Vac  
 CRI >90



BEAM



Bianco opaco / Matt White

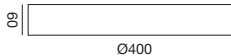
**GPL380**    3000K 2265lm  
 4000K 2467lm  
 5000K 2473lm




Nero opaco / Matt Black

**GPL381**    3000K 2265lm  
 4000K 2467lm  
 5000K 2473lm

LED  
 40W | 220-240Vac  
 CRI >90



BEAM



Bianco opaco / Matt White

**GPL382**    3000K 3537lm  
 4000K 3809lm  
 5000K 3758lm




Nero opaco / Matt Black

**GPL383**    3000K 3537lm  
 4000K 3809lm  
 5000K 3758lm



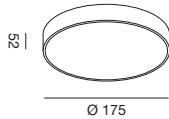
Plafoniera con struttura in alluminio.  
 Finitura in bianco opaco  
 o nero opaco.  
 Diffusore in metacrilato.  
 Modulo LED e trasformatore inclusi.

Ceiling lamp.  
 Aluminum structure.  
 Matt white or matt black finish.  
 Methacrylate diffuser.  
 LED module and transformer included.



LED  
 16W | 220-240Vac  
 CRI >80

BEAM



Bianco opaco / Matt White

**GPL260C** 3000K 1200lm  
**GPL260N** 4000K 1296lm

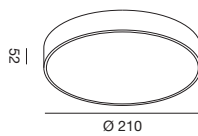


Nero opaco / Matt Black

**GPL270C** 3000K 1200lm  
**GPL270N** 4000K 1296lm

LED  
 20W | 220-240Vac  
 CRI >80

BEAM



Bianco opaco / Matt White

**GPL261C** 3000K 1500lm  
**GPL261N** 4000K 1620lm

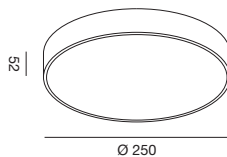


Nero opaco / Matt Black

**GPL271C** 3000K 1500lm  
**GPL271N** 4000K 1620lm

LED  
 30W | 220-240Vac  
 CRI >80

BEAM



Bianco opaco / Matt White


**GPL262C** 3000K 2250lm  
**GPL262N** 4000K 2460lm



Nero opaco / Matt Black


**GPL272C** 3000K 2250lm  
**GPL272N** 4000K 2460lm





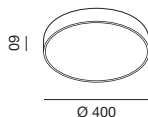
Plafoniera rotonda.  
Struttura in alluminio.  
Finitura in bianco opaco.  
Diffusore in metacrilato.  
Modulo LED e trasformatore inclusi.

Round ceiling light.  
Aluminum structure.  
Matt white finish.  
Methacrylate diffuser.  
LED module and transformer included.



LED  
40W | 220-240Vac  
CRI >80

BEAM

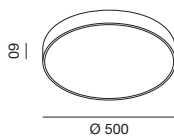


Bianco opaco / Matt White

**GPL300C** 3000K 3329lm  
**GPL300N** 4000K 3529lm

LED  
50W | 220-240Vac  
CRI >80

BEAM

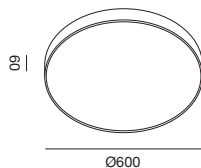


Bianco opaco / Matt White

**GPL301C** 3000K 4600lm  
**GPL301N** 4000K 4329lm

LED  
60W | 220-240Vac  
CRI >80

BEAM




Bianco opaco / Matt White

**GPL302C** 3000K 4949lm  
**GPL302N** 4000K 5249lm

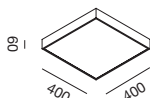
Plafoniera quadrata.  
Struttura in alluminio.  
Finitura in bianco opaco.  
Diffusore in metacrilato.  
Modulo LED e trasformatore inclusi.

Square ceiling light.  
Aluminum structure.  
Matt white finish.  
Methacrylate diffuser.  
LED module and transformer included.



LED  
40W | 220-240Vac  
CRI >80

BEAM

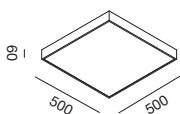


Bianco opaco / Matt White

**GPL310C** 3000K 3329lm  
**GPL310N** 4000K 3529lm

LED  
50W | 220-240Vac  
CRI >80

BEAM

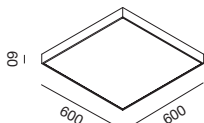


Bianco opaco / Matt White

**GPL311C** 3000K 4079lm  
**GPL311N** 4000K 4329lm

LED  
60W | 220-240Vac  
CRI >80

BEAM



Bianco opaco / Matt White

**GPL312C** 3000K 4949lm  
**GPL312N** 4000K 5249lm

Plafoniera rotonda. Struttura in materiale termoplastico.  
Finitura in bianco opaco o nero opaco.  
Modulo LED incluso. Possibilità di scegliere la temperatura della luce  
(3000K, 4000K o 6000K) prima dell'installazione finale della plafoniera.

Round ceiling lamp. Structure made of thermoplastic material.  
Matt white or matt black finish.  
LED module included. Possibility to choose the light temperature  
(3000K, 4000K o 6000K) before the final installation of the ceiling.



Una sottilissima plafoniera dal  
design semplice e funzionale.

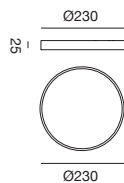
A very slim ceiling light with a  
simple and functional design.



420	0,0016	25.000			
680	0,0028				
1140	0,0049				
1720	0,0087				
2520	0,0110				

LED  
18W | 220-240Vac  
CRI >80

BEAM



Bianco / White

**GPL320** 3000K 1700lm  
4000K 1800lm  
6000K 1850lm

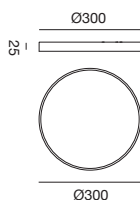


Nero / Black

**GPL321** 3000K 1700lm  
4000K 1800lm  
6000K 1850lm

LED  
24W | 220-240Vac  
CRI >80

BEAM



Bianco / White

**GPL322** 3000K 2300lm  
4000K 2400lm  
6000K 2450lm

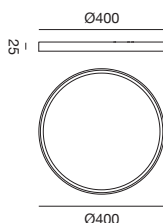


Nero / Black

**GPL323** 3000K 2300lm  
4000K 2400lm  
6000K 2450lm

LED  
32W | 220-240Vac  
CRI >80

BEAM



Bianco / White

**GPL324** 3000K 3000lm  
4000K 3200lm  
6000K 3350lm

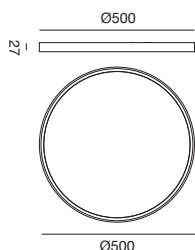


Nero / Black

**GPL325** 3000K 3000lm  
4000K 3200lm  
6000K 3350lm

LED  
40W | 220-240Vac  
CRI >80

BEAM



Bianco / White

**GPL326** 3000K 3800lm  
4000K 4000lm  
6000K 4100lm

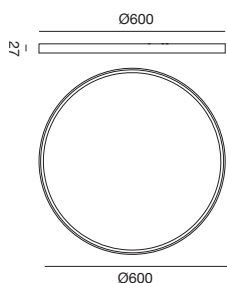


Nero / Black

**GPL327** 3000K 3800lm  
4000K 4000lm  
6000K 4100lm

LED  
50W | 220-240Vac  
CRI >80

BEAM



Bianco / White

**GPL328** 3000K 4800lm  
4000K 5000lm  
6000K 5100lm




Nero / Black

**GPL329** 3000K 4800lm  
4000K 5000lm  
6000K 5100lm

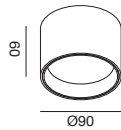
Plafone.  
 Struttura in alluminio.  
 Finitura in bianco satinato  
 o nero satinato.  
 Diffusore in metacrilato.  
 Modulo LED e trasformatore inclusi.

Ceiling light.  
 Aluminum structure.  
 Satin white or satin black finish.  
 Methacrylate diffuser.  
 LED module and transformer included.



LED  
 8W | 220-240Vac  
 CRI >90

BEAM



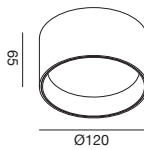
Bianco satinato / Satin White  
**GPL330H** 2700K 601lm  
**GPL330C** 3000K 636lm



Nero satinato / Satin Black  
**GPL331H** 2700K 591lm  
**GPL331C** 3000K 616lm

LED  
 12W | 220-240Vac  
 CRI >90

BEAM



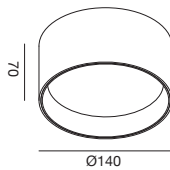
Bianco satinato / Satin White  
**GPL332H** 2700K 921lm  
**GPL332C** 3000K 957lm



Nero satinato / Satin Black  
**GPL333H** 2700K 901lm  
**GPL333C** 3000K 937lm

LED  
 15W | 220-240Vac  
 CRI >90

BEAM



Bianco satinato / Satin White  
**GPL334H** 2700K 1098lm  
**GPL334C** 3000K 1139lm



Nero satinato / Satin Black  
**GPL335H** 2700K 1062lm  
**GPL335C** 3000K 1101lm



Plafone orientabile.  
Struttura in alluminio. Finitura in bianco opaco o nero opaco.  
Modulo LED e trasformatore inclusi.

Adjustable ceiling light.  
Aluminum structure.  
Matt white or matt black finish.  
LED module and transformer included..

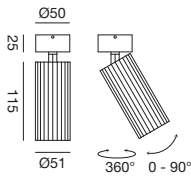


**NEW**



LED  
9W | 220-240Vac  
CRI >80

BEAM



Bianco opaco / Matt White

**GFA1680C** 3000K 720lm  
**GFA1680N** 4000K 780lm

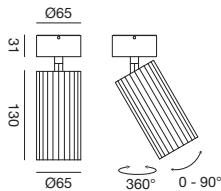


Nero opaco / Matt Black

**GFA1681C** 3000K 720lm  
**GFA1681N** 4000K 780lm

LED  
15W | 220-240Vac  
CRI >80

BEAM



Bianco opaco / Matt White

**GFA1682C** 3000K 1200lm  
**GFA1682N** 4000K 1280lm



Nero opaco / Matt Black

**GFA1683C** 3000K 1200lm  
**GFA1683N** 4000K 1280lm





Plafoniera rotonda.  
Struttura in materiale termoplastico. Finitura  
in bianco opaco.  
Diffusore in plastica antiabbaglio.  
Modulo LED incluso.

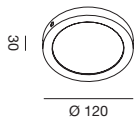
Round ceiling light.  
Structure in thermoplastic material.  
Matt white finish.  
Anti-glare plastic diffuser.  
LED module included.



			220 0,0005	35.000
			350 0,0010	
			525 0,0018	

LED  
6W | 220-240Vac  
CRI >80

BEAM

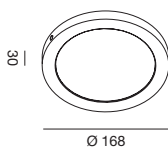


Bianco opaco / Matt White

**GFA760C** 3000K 390lm  
**GFA760N** 4000K 420lm

LED  
12W | 220-240Vac  
CRI >80

BEAM

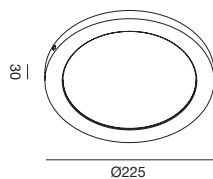


Bianco opaco / Matt White

**GFA761C** 3000K 900lm  
**GFA761N** 4000K 960lm

LED  
18W | 220-240Vac  
CRI >80

BEAM



Bianco opaco / Matt White

**GFA762C** 3000K 1530lm  
**GFA762N** 4000K 1620lm

Plafoniera quadrata.  
Struttura in materiale termoplastico. Finitura  
in bianco opaco.  
Diffusore in plastica antiabbaglio.  
Modulo LED incluso.

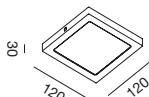
Square ceiling light.  
Structure in thermoplastic material.  
Matt white finish.  
Anti-glare plastic diffuser.  
LED module included.



		IP20			
			250	0,0005	35.000
			410	0,0010	
			645	0,0018	

LED CREE  
6W | 220-240Vac  
CRI >80

BEAM

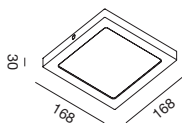


Bianco opaco / Matt White

**GFA763C** 3000K 370lm  
**GFA763N** 4000K 400lm

LED CREE  
12W | 220-240Vac  
CRI >80

BEAM

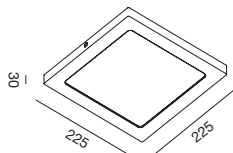


Bianco opaco / Matt White

**GFA764C** 3000K 855lm  
**GFA764N** 4000K 912lm

LED CREE  
18W | 220-240Vac  
CRI >80

BEAM



Bianco opaco / Matt White

**GFA765C** 3000K 1455lm  
**GFA765N** 4000K 1540lm

Plafoniera con illuminazione diretta ed indiretta.  
Struttura in alluminio.  
Finitura in bianco opaco.  
Diffusori in metacrilato satinato.  
Moduli LED e trasformatore inclusi.

Ceiling lamp with direct and indirect lighting.  
Aluminum body.  
Matt white finish.  
Satin methacrylate diffusers.  
LED modules and transformer included.



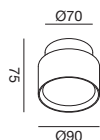
		IP20			
			260	0,0009	30.000
			360	0,0014	
			600	0,0020	

LED  
2W UP | 6W DOWN  
220-240Vac  
CRI >90

BEAM



Biemissione  
Double Emission



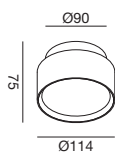
Bianco opaco / Matt White  
**GFA1070** 3000K 600lm

LED  
2W UP | 10W DOWN  
220-240Vac  
CRI >90

BEAM



Biemissione  
Double Emission



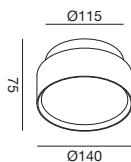
Bianco opaco / Matt White  
**GFA1071** 3000K 900lm

LED  
2W UP | 16W DOWN  
220-240Vac  
CRI >90

BEAM



Biemissione  
Double Emission



Bianco opaco / Matt White  
**GFA1072** 3000K 1350lm



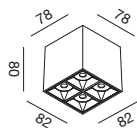
Plafoniera a 4 o 9 punti luce.  
 Struttura in alluminio.  
 Finitura in bianco opaco  
 con cover antiabbaglio.  
 Diffusore con ottica antiabbaglio.  
 Modulo LED e trasformatore inclusi.

Ceiling lamp with 4 or 9 light sources.  
 Aluminum body.  
 Satin white finish with anti-glare cover. Anti-  
 glare diffuser.  
 LED module and transformer included.



LED  
 15W | 220-240Vac  
 CRI >80

BEAM

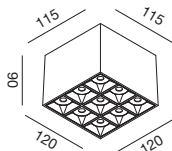


Bianco opaco / Matt White

**GFA1140C** 3000K 1200lm  
**GFA1140N** 4000K 1250lm

LED  
 36W | 220-240Vac  
 CRI >80

BEAM



Bianco opaco / Matt White

**GFA1141C** 3000K 2800lm  
**GFA1141N** 4000K 2850lm

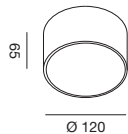
Plafoniera con struttura in alluminio.  
 Finitura in bianco opaco  
 o nero opaco.  
 Diffusore in metacrilato.  
 Modulo LED e trasformatore inclusi.

Ceiling lamp.  
 Aluminum structure.  
 Matt white or matt black finish.  
 Methacrylate diffuser.  
 LED module and transformer included.



LED  
 12W | 220-240Vac  
 CRI >80

BEAM



Bianco opaco / Matt White

**GPL240C** 3000K 960lm  
**GPL240N** 4000K 1020lm

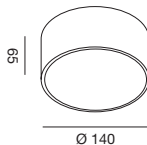


Nero opaco / Matt Black

**GPL242C** 3000K 960lm  
**GPL242N** 4000K 1020lm

LED  
 16W | 220-240Vac  
 CRI >80

BEAM



Bianco opaco / Matt White

**GPL241C** 3000K 1280lm  
**GPL241N** 4000K 1360lm




Nero opaco / Matt Black

**GPL243C** 3000K 1280lm  
**GPL243N** 4000K 1360lm

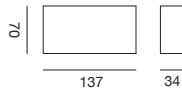
Plafoniera a 5 o 10 punti luce.  
 Struttura in alluminio.  
 Finitura bianco satinato esterno /bianco satinato interno o nero satinato.  
 Diffusore con ottica antiabbaglio.  
 Modulo LED e trasformatore inclusi.

Ceiling light with 5 or 10 light sources.  
 Aluminum body.  
 Satin white on the outside / satin white on the inside or satin black finish.  
 Anti-glare diffuser.  
 LED module and transformer included.




LED  
 10W | 220-240Vac  
 CRI >80

BEAM



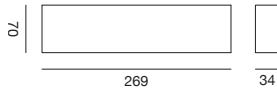
Bianco satinato + Nero satinato  
 Satin White + Satin Black  
**GFA1430C** 3000K 800lm



Nero satinato  
 Satin Black  
**GFA1431C** 3000K 800lm

LED  
 20W | 220-240Vac  
 CRI >80

BEAM



Bianco satinato + Nero satinato  
 Satin White + Satin Black  
**GFA1432C** 3000K 1600lm



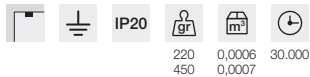
Nero satinato  
 Satin Black  
**GFA1433C** 3000K 1600lm





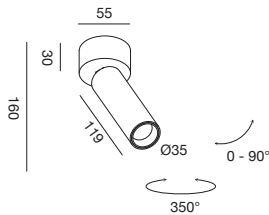
Plafone orientabile.  
Struttura in alluminio.  
Finitura in bianco satinato o nero satinato.  
Modulo LED e trasformatore inclusi.

Adjustable ceiling light.  
Aluminum structure.  
Satin white or satin black finish.  
LED module and transformer included.



LED  
7W | 220-240Vac  
CRI >90

BEAM



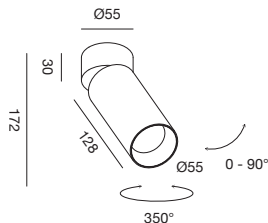
Bianco satinato / Satin White  
**GFA1460H** 2700K 509lm  
**GFA1460C** 3000K 522lm



Nero satinato / Satin Black  
**GFA1461H** 2700K 500lm  
**GFA1461C** 3000K 512lm

LED  
12W | 220-240Vac  
CRI >90

BEAM



Bianco satinato / Satin White  
**GFA1462H** 2700K 1022lm  
**GFA1462C** 3000K 1051lm



Nero satinato / Satin Black  
**GFA1463H** 2700K 1009lm  
**GFA1463C** 3000K 1031lm



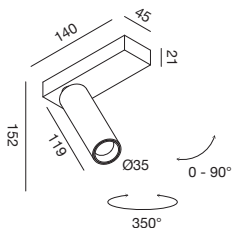
Plafone orientabile.  
Struttura in alluminio.  
Finitura in bianco satinato o nero satinato.  
Modulo LED e trasformatore inclusi.

Adjustable ceiling light.  
Aluminum structure.  
Satin white or satin black finish.  
LED module and transformer included.



LED  
7W | 220-240Vac  
CRI >90

BEAM



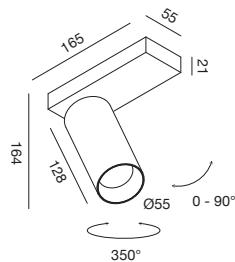
Bianco satinato / Satin White  
**GFA1470H** 2700K 509lm  
**GFA1470C** 3000K 522lm



Nero satinato / Satin Black  
**GFA1471H** 2700K 500lm  
**GFA1471C** 3000K 512lm

LED  
12W | 220-240Vac  
CRI >90

BEAM



Bianco satinato / Satin White  
**GFA1472H** 2700K 1022lm  
**GFA1472C** 3000K 1051lm



Nero satinato / Satin Black  
**GFA1473H** 2700K 1009lm  
**GFA1473C** 3000K 1031lm

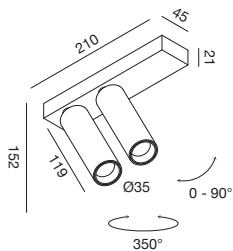
Plafone orientabile.  
Struttura in alluminio.  
Finitura in bianco satinato o nero satinato.  
Modulo LED e trasformatore inclusi.

Adjustable ceiling light.  
Aluminum structure.  
Satin white or satin black finish.  
LED module and transformer included.



LED  
2x7W | 220-240Vac  
CRI >90

BEAM



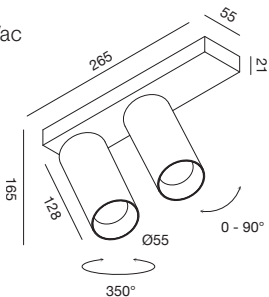
Bianco satinato / Satin White  
**GFA1474H** 2700K 1018lm  
**GFA1474C** 3000K 1044lm



Nero satinato / Satin Black  
**GFA1475H** 2700K 1001lm  
**GFA1475C** 3000K 1024lm

LED  
2x12W | 220-240Vac  
CRI >90

BEAM



Bianco satinato / Satin White  
**GFA1476H** 2700K 2045lm  
**GFA1476C** 3000K 2102lm



Nero satinato / Satin Black  
**GFA1477H** 2700K 2062lm  
**GFA1477C** 3000K 2198lm

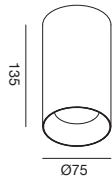
Plafone.  
 Struttura in alluminio.  
 Finitura in bianco satinato o nero satinato.  
 Diffusore in metacrilato.  
 Modulo LED e trasformatore inclusi.

Ceiling light.  
 Aluminum structure.  
 Satin white or satin black finish.  
 Methacrylate diffuser.  
 LED module and transformer included.



LED  
 15W | 220-240Vac  
 CRI >90

BEAM



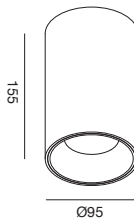
Bianco satinato / Satin White  
**GFA1500** 3000K 1265lm



Nero satinato / Satin Black  
**GFA1501** 3000K 1234lm

LED  
 25W | 220-240Vac  
 CRI >90

BEAM



Bianco satinato / Satin White  
**GFA1502** 3000K 2237lm



Nero satinato / Satin Black  
**GFA1503** 3000K 2187lm



Plafone orientabile.  
 Struttura in alluminio.  
 Finitura in bianco satinato o nero satinato.  
 Proiettore a binario coordinato a pag. 102.  
 Applique coordinata a pag. 252.

Adjustable ceiling light.  
 Aluminum structure.  
 Satin white or satin black finish.  
 Coordinated track projectors page 102.  
 Coordinated wall light page 252.

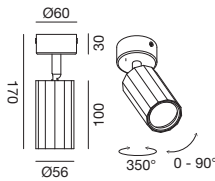


**NEW**



GU10  
 max 1x35W  
 220-240Vac

Lampadine non incluse  
 Bulbs not included



Bianco satinato / Satin White  
**GFA1600** 1 X GU10



Nero satinato / Satin Black  
**GFA1601** 1 X GU10

LAMPADINE UTILIZZABILI  
 AVAILABLE BULBS

Vedi pagina / see page  
 564

GU10	BEAM	CODE	POWER	CCT	FLUX	CRI
		GLA241C	5W	3000K	420lm	>80
		GLA241N	5W	4000K	430lm	>80
		GLA243C	7W	3000K	590lm	>80
		GLA243N	7W	4000K	610lm	>80
		GLA242C	5W	3000K	410lm	>80
		GLA242N	5W	4000K	420lm	>80
		GLA244C	7W	3000K	550lm	>80
		GLA244N	7W	4000K	560lm	>80
		GLA350C	9W	3000K	900lm	>80
		GLA350N	9W	4000K	950lm	>80





Plafone.  
 Struttura in alluminio.  
 Finitura in bianco satinato o nero satinato.  
 Proiettore a binario coordinato a pag.104.  
 Sospensione coordinata a pag. 262.  
 Applique coordinata a pag. 254.

Ceiling light.  
 Aluminum structure.  
 Satin white or satin black finish.  
 Coordinated track projectors page 104.  
 Coordinated suspension page 262.  
 Coordinated wall light page 254.

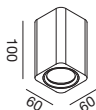


**NEW**



GU10  
 max 1x35W  
 220-240Vac

Lampadine non incluse  
 Bulbs not included



Bianco satinato / Matt White  
**GFA1620** 1 X GU10



Nero opaco / Satin Black  
**GFA1621** 1 X GU10

LAMPADINE UTILIZZABILI  
 AVAILABLE BULBS

Vedi pagina / see page  
 564

GU10	BEAM	CODE	POWER	CCT	FLUX	CRI
		GLA241C	5W	3000K	420lm	>80
		GLA241N	5W	4000K	430lm	>80
		GLA243C	7W	3000K	590lm	>80
		GLA243N	7W	4000K	610lm	>80
		GLA242C	5W	3000K	410lm	>80
		GLA242N	5W	4000K	420lm	>80
		GLA244C	7W	3000K	550lm	>80
		GLA244N	7W	4000K	560lm	>80
		GLA350C	9W	3000K	900lm	>80
		GLA350N	9W	4000K	950lm	>80



Faretto a plafone orientabile  
con ottica arretrata.  
Struttura in alluminio.  
Finitura bianco opaco o nero opaco.

Adjustable ceiling spotlight  
with adjustable light source.  
Aluminum body.  
Matt white or matt black finish.



GU10  
max 1 x 50W  
220-240Vac

Lampadine non incluse  
Bulbs not included



Bianco opaco / Matt White  
**GFA1220** 1 x GU10



Nero opaco / Matt Black  
**GFA1221** 1 x GU10

LAMPADINE UTILIZZABILI  
AVAILABLE BULBS

Vedi pagina / see page  
564

GU10	BEAM	CODE	POWER	CCT	FLUX	CRI
		GLA241C	5W	3000K	420lm	>80
		GLA241N	5W	4000K	430lm	>80
		GLA243C	7W	3000K	590lm	>80
		GLA243N	7W	4000K	610lm	>80
		GLA242C	5W	3000K	410lm	>80
		GLA242N	5W	4000K	420lm	>80
		GLA244C	7W	3000K	550lm	>80
		GLA244N	7W	4000K	560lm	>80
		GLA350C	9W	3000K	900lm	>80
		GLA350N	9W	4000K	950lm	>80

Faretto a plafone orientabile  
con ottica arretrata.  
Struttura in alluminio.  
Finitura bianco opaco o nero opaco.

Adjustable ceiling spotlight  
with adjustable light source.  
Aluminum body.  
Matt white or matt black finish.

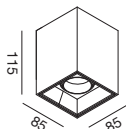


520 0,001

GU10

max 1 x 15W  
220-240Vac

Lampadine non incluse  
Bulbs not included



Bianco opaco / Matt White

**GFA1230** 1 x GU10

Nero opaco / Matt Black

**GFA1231** 1 x GU10

#### LAMPADINE UTILIZZABILI AVAILABLE BULBS

Vedi pagina / see page  
564

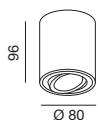
GU10	BEAM	CODE	POWER	CCT	FLUX	CRI
		GLA241C	5W	3000K	420lm	>80
		GLA241N	5W	4000K	430lm	>80
		GLA243C	7W	3000K	590lm	>80
		GLA243N	7W	4000K	610lm	>80
		GLA242C	5W	3000K	410lm	>80
		GLA242N	5W	4000K	420lm	>80
		GLA244C	7W	3000K	550lm	>80
		GLA244N	7W	4000K	560lm	>80
		GLA350C	9W	3000K	900lm	>80
		GLA350N	9W	4000K	950lm	>80

Faretto orientabile.  
 Struttura in alluminio.  
 Finitura bianco opaco o nero opaco.

Adjustable spotlight.  
 Aluminum structure.  
 Matt white o matt black finish.



GU10  
 max 1 x 50W  
 220-240Vac  
 Lampadine non incluse  
 Bulbs not included



Bianco opaco / Matt White  
**GFA351** 1 x GU10



Nero opaco / Matt Black  
**GFA352** 1 x GU10

LAMPADINE UTILIZZABILI  
 AVAILABLE BULBS

Vedi pagina / see page  
 564

GU10	BEAM	CODE	POWER	CCT	FLUX	CRI
		GLA241C	5W	3000K	420lm	>80
		GLA241N	5W	4000K	430lm	>80
		GLA243C	7W	3000K	590lm	>80
		GLA243N	7W	4000K	610lm	>80
		GLA242C	5W	3000K	410lm	>80
		GLA242N	5W	4000K	420lm	>80
		GLA244C	7W	3000K	550lm	>80
		GLA244N	7W	4000K	560lm	>80
		GLA350C	9W	3000K	900lm	>80
		GLA350N	9W	4000K	950lm	>80

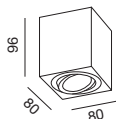
Faretto orientabile.  
Struttura in alluminio.  
Finitura bianco opaco o nero opaco.

Adjustable spotlight.  
Aluminum structure.  
Matt white or matt black finish.



GU10  
max 1 x 50W  
220-240Vac

Lampadine non incluse  
Bulbs not included



Bianco opaco / Matt White  
**GFA331** 1 x GU10



Nero opaco / Matt Black  
**GFA332** 1 x GU10

LAMPADINE UTILIZZABILI  
AVAILABLE BULBS

Vedi pagina / see page  
564

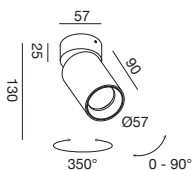
GU10	BEAM	CODE	POWER	CCT	FLUX	CRI
		GLA241C	5W	3000K	420lm	>80
		GLA241N	5W	4000K	430lm	>80
		GLA243C	7W	3000K	590lm	>80
		GLA243N	7W	4000K	610lm	>80
		GLA242C	5W	3000K	410lm	>80
		GLA242N	5W	4000K	420lm	>80
		GLA244C	7W	3000K	550lm	>80
		GLA244N	7W	4000K	560lm	>80
		GLA350C	9W	3000K	900lm	>80
		GLA350N	9W	4000K	950lm	>80

Plafone orientabile.  
Struttura in alluminio.  
Finitura in bianco satinato o nero satinato.

Adjustable ceiling light.  
Aluminum structure.  
Satin white or satin black finish.



GU10  
max 1 x 35W  
220-240Vac  
Lampadine non incluse  
Bulbs not included



Bianco satinato / Satin White  
**GFA1394** 1 x GU10



Nero satinato / Satin Black  
**GFA1395** 1 x GU10

LAMPADINE UTILIZZABILI  
AVAILABLE BULBS

Vedi pagina / see page  
564

GU10	BEAM	CODE	POWER	CCT	FLUX	CRI
		GLA241C	5W	3000K	420lm	>80
		GLA241N	5W	4000K	430lm	>80
		GLA243C	7W	3000K	590lm	>80
		GLA243N	7W	4000K	610lm	>80
		GLA242C	5W	3000K	410lm	>80
		GLA242N	5W	4000K	420lm	>80
		GLA244C	7W	3000K	550lm	>80
		GLA244N	7W	4000K	560lm	>80
		GLA350C	9W	3000K	900lm	>80
		GLA350N	9W	4000K	950lm	>80



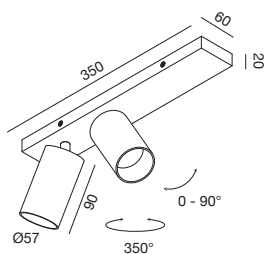


Plafone orientabile.  
Struttura in alluminio.  
Finitura in bianco satinato o nero satinato.

Adjustable ceiling light.  
Aluminum structure.  
Satin white or satin black finish.



GU10  
max 2 x 35W  
220-240Vac  
Lampadine non incluse  
Bulbs not included



Bianco satinato / Satin White  
**GFA1398** 2 x GU10



Nero satinato / Satin Black  
**GFA1399** 2 x GU10

LAMPADINE UTILIZZABILI  
AVAILABLE BULBS

Vedi pagina / see page  
564

GU10	BEAM	CODE	POWER	CCT	FLUX	CRI
		GLA241C	5W	3000K	420lm	>80
		GLA241N	5W	4000K	430lm	>80
		GLA243C	7W	3000K	590lm	>80
		GLA243N	7W	4000K	610lm	>80
		GLA242C	5W	3000K	410lm	>80
		GLA242N	5W	4000K	420lm	>80
		GLA244C	7W	3000K	550lm	>80
		GLA244N	7W	4000K	560lm	>80
		GLA350C	9W	3000K	900lm	>80
		GLA350N	9W	4000K	950lm	>80



Applique.  
Struttura in alluminio.  
Finitura in bianco satinato, nero satinato, oro opaco, nickel, nickel scuro o champagne.  
Diffusore in metacrilato trasparente antiabbaglio. Modulo LED incluso.

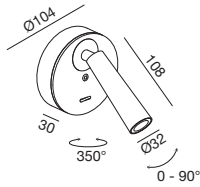
Wall light.  
Aluminum structure.  
Satin white, satin black, matt gold, nickel, dark nickel or champagne finish.  
Anti-glare transparent methacrylate diffuser.  
LED module included.



**NEW**

LED  
3W | 220-240Vac  
CRI >90

BEAM



Bianco satinato / Satin White  
**GAP580** 3000K 180lm



Nero satinato / Satin Black  
**GAP581** 3000K 155lm



Oro opaco / Matt Gold  
**GAP582** 3000K 180lm



Nickel / Nickel  
**GAP583** 3000K 180lm



Nickel scuro / Black Nickel  
**GAP584** 3000K 180lm

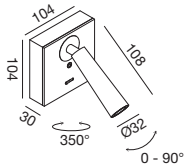


Champagne / Champagne  
**GAP585** 3000K 180lm



LED  
3W | 220-240Vac  
CRI >90

BEAM



Bianco satinato / Satin White  
**GAP590** 3000K 180lm



Nero satinato / Satin Black  
**GAP591** 3000K 155lm



Oro opaco / Matt Gold  
**GAP592** 3000K 180lm



Nickel / Nickel  
**GAP593** 3000K 180lm



Nickel scuro / Black Nickel  
**GAP594** 3000K 180lm



Champagne / Champagne  
**GAP595** 3000K 180lm

Applique.  
Struttura in alluminio.  
Finitura in bianco satinato o nero satinato.  
Proiettore a binario coordinato a pag.102.  
Plafone coordinato a pag. 238.

Wall light.  
Aluminum structure.  
Satin white or satin black finish.  
Coordinated track projectors page 102.  
Coordinated ceiling light page 238.



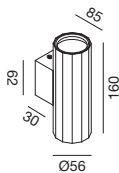
**NEW**



GU10  
max 2x35W  
220-240Vac

Lampadine non incluse  
Bulbs not included

Biemissione  
Double Emission



Bianco satinato / Satin White  
**GAP530** 2 X GU10



Nero satinato / Satin Black  
**GAP531** 2 X GU10

LAMPADINE UTILIZZABILI  
AVAILABLE BULBS

Vedi pagina / see page  
564

GU10	BEAM	CODE	POWER	CCT	FLUX	CRI
		GLA241C	5W	3000K	420lm	>80
		GLA241N	5W	4000K	430lm	>80
		GLA243C	7W	3000K	590lm	>80
		GLA243N	7W	4000K	610lm	>80
		GLA242C	5W	3000K	410lm	>80
		GLA242N	5W	4000K	420lm	>80
		GLA244C	7W	3000K	550lm	>80
		GLA244N	7W	4000K	560lm	>80
		GLA350C	9W	3000K	900lm	>80
		GLA350N	9W	4000K	950lm	>80



Applique.  
 Struttura in alluminio.  
 Finitura in bianco satinato o nero satinato.  
 Proiettore a binario coordinato a pag. 104.  
 Plafone coordinato a pag. 240.  
 Sospensione coordinata a pag. 262.

Wall light.  
 Aluminum structure.  
 Satin white or satin black finish.  
 Coordinated track projectors page 104.  
 Coordinated ceiling light page 240.  
 Coordinated suspension page 262.



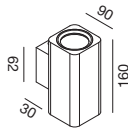
**NEW**



GU10  
 max 2x35W  
 220-240Vac

Lampadine non incluse  
 Bulbs not included

Biemissione  
 Double Emission



Bianco satinato / Satin White  
**GAP540** 2X GU10



Nero satinato / Satin Black  
**GAP541** 2 X GU10

LAMPADINE UTILIZZABILI  
 AVAILABLE BULBS

Vedi pagina / see page  
 564

GU10	BEAM	CODE	POWER	CCT	FLUX	CRI
		GLA241C	5W	3000K	420lm	>80
		GLA241N	5W	4000K	430lm	>80
		GLA243C	7W	3000K	590lm	>80
		GLA243N	7W	4000K	610lm	>80
		GLA242C	5W	3000K	410lm	>80
		GLA242N	5W	4000K	420lm	>80
		GLA244C	7W	3000K	550lm	>80
		GLA244N	7W	4000K	560lm	>80
		GLA350C	9W	3000K	900lm	>80
		GLA350N	9W	4000K	950lm	>80









**SOSPENSIONI**  
**SOSPENSIONI**

Sospensione componibile.  
 Kit sospensione ad incasso o a plafone con sistema a molla sali/scendi bloccabile in qualsiasi punto della lunghezza del cavo.  
 Finitura nero opaco. Corpo illuminante con incastro magnetico a baionetta con cablaggio ed alimentatore incluso; installabile sia nel kit sospensione ad incasso sia nel kit sospensione a plafone. Finitura in bianco opaco, nero opaco, argento opaco o bronzo opaco.

Modular suspension. Recessed or ceiling suspension kit with up/down spring system lockable at any point along the cable length.  
 Matt black finish. Lighting body with magnetic bayonet joint with wiring and power supply unit included; can be installed in both the recessed suspension kit and the ceiling suspension kit.  
 Finish in matt white, matt black, matt silver or matt bronze.

**NEW**



560 0,018 30.000



LED  
 10W | 220-240Vac  
 CRI >90

BEAM



Kit sospensione non incluso  
 Suspension kit not included



Bianco opaco / Matt White  
**GSO150** 3000K 728lm



Nero opaco / Matt Black  
**GSO151** 3000K 703lm



Argento opaco / Matt Silver  
**GSO152** 3000K 732lm



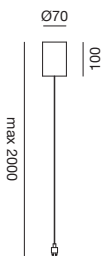
Bronzo opaco / Matt Bronze  
**GSO153** 3000K 737lm



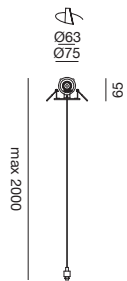
295 0,0020  
 278 0,0009

Accessorio per sospensione  
 da abbinare al corpo illuminante

Accessory for suspension  
 to be combined with the lighting  
 fixture



Kit sospensione a plafone  
 Ceiling suspension kit  
 Nero / Black  
**GKI150**



Kit sospensione a incasso  
 Recessed suspension kit  
 Nero / Black  
**GKI150I**



Kit sospensione composto da rosone tondo finitura bianco opaco, 3 cavi in acciaio e cavo elettrico.

Kit GKI300 per plafoniere:

GPL300C-GPL300N-GPL301C-GPL301N.

Kit GKI302 per plafoniere:

GPL302C-GPL302N

(Vedi pag. 216).

Suspension kit consisting of round matt white-finish canopy, 3 steel cables and electric cord.

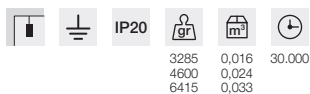
Kit GKI300 for ceiling light fixtures:

GPL300C-GPL300N-GPL301C-GPL301N.

Kit GKI302 for ceiling light fixtures:

GPL302C-GPL302N

(See page 216).

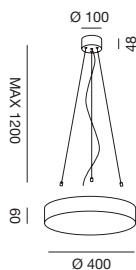


LED CREE

40W | 220-240Vac

CRI >80

BEAM



Bianco opaco / Matt White

**GKI300 + GPL300C** 3000K 3329lm

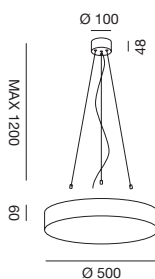
**GKI300 + GPL300N** 4000K 3529lm

LED CREE

50W | 220-240Vac

CRI >80

BEAM



Bianco opaco / Matt White

**GKI300 + GPL301C** 3000K 4600lm

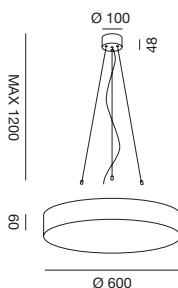
**GKI300 + GPL301N** 4000K 4329lm

LED CREE

60W | 220-240Vac

CRI >80

BEAM



Bianco opaco / Matt White

**GKI302 + GPL302C** 3000K 4949lm

**GKI302 + GPL302N** 4000K 5249lm

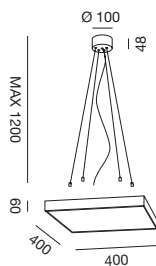
Kit sospensione composto da rosone tondo  
finitura bianco opaco,  
4 cavi in acciaio e cavo elettrico.  
Kit GKI310 per plafoniere:  
GPL310C-GPL310N-GPL311C-GPL311N.  
Kit GKI312 per plafoniere:  
GPL312C-GPL312N  
(Vedi pag. 217).

Suspension kit consisting of round matt  
white-finish canopy,  
3 steel cables and electric cord.  
Kit GKI310 for ceiling light fixtures:  
GPL310C-GPL310N-GPL311C-GPL311N.  
Kit GKI302 for ceiling light fixtures:  
GPL312C-GPL312N  
(See page 217).



LED CREE  
40W | 220-240Vac  
CRI >80

BEAM

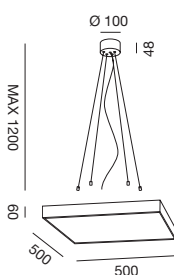


Bianco opaco / Matt White

**GKI310 + GPL310C** 3000K 3329lm  
**GKI310 + GPL310N** 4000K 3529lm

LED CREE  
50W | 220-240Vac  
CRI >80

BEAM

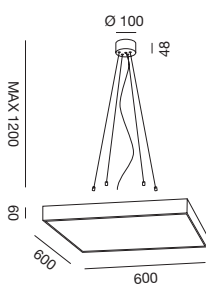


Bianco opaco / Matt White

**GKI310 + GPL311C** 3000K 4079lm  
**GKI310 + GPL311N** 4000K 4329lm

LED CREE  
60W | 220-240Vac  
CRI >80

BEAM



Bianco opaco / Matt White

**GKI312 + GPL312C** 3000K 4949lm  
**GKI312 + GPL312N** 4000K 5249lm

Sospensione.  
Struttura in alluminio.  
Finitura in bianco satinato o nero satinato.  
Proiettore a binario coordinato a pag. 104.  
Plafone coordinato a pag. 240.  
Applique coordinata a pag. 254.

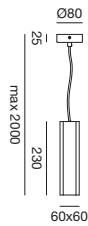
Suspension.  
Aluminum structure.  
Satin white or satin black finish.  
Coordinated track projectors page 104.  
Coordinated ceiling light page 240.  
Coordinated wall light page 254.

**NEW**



GU10  
max 1x35W  
220-240Vac

Lampadine non incluse  
Bulbs not included



Bianco satinato / Satin White

**GSO100** 1 X GU10



Nero satinato / Satin Black

**GSO101** 1 X GU10

LAMPADINE UTILIZZABILI  
AVAILABLE BULBS

Vedi pagina / see page  
564

GU10	BEAM	CODE	POWER	CCT	FLUX	CRI
		GLA241C	5W	3000K	420lm	>80
		GLA241N	5W	4000K	430lm	>80
		GLA243C	7W	3000K	590lm	>80
		GLA243N	7W	4000K	610lm	>80
		GLA242C	5W	3000K	410lm	>80
		GLA242N	5W	4000K	420lm	>80
		GLA244C	7W	3000K	550lm	>80
		GLA244N	7W	4000K	560lm	>80
		GLA350C	9W	3000K	900lm	>80
		GLA350N	9W	4000K	950lm	>80









**SOSPENSIONI E  
PLAFONIERE DA UFFICIO  
OFFICE SUSPENSIONS  
AND CEILING LIGHT**

Sospensione da ufficio in biemissione con UGR <16. Struttura in alluminio. Finitura in bianco satinato con rosone bianco satinato e cavo bianco o nero satinato con rosone nero satinato e cavo nero. Diffusore in metacrilato trasparente antiabbaglio nella parte inferiore e metacrilato bianco opale nella parte superiore. La sospensione è linkabile ad altre sospensioni tramite staffa di collegamento presente all'interno della confezione. Moduli LED non dimmerabili e trasformatore inclusi.

Bi-emission office pendant with UGR <16. Aluminum structure. Satin white finish with satin white rosette and white cable or satin black finish with satin black rosette and black cable. Transparent anti-glare methacrylate diffuser in the lower part and opal white methacrylate in the upper part. The suspension can be linked to other suspensions by means of the connecting bracket included in the package. Non-dimmable LED modules and transformer included..

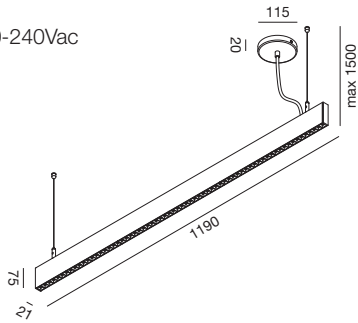


**NEW**



LED  
40W | 220-240Vac  
CRI > 80  
UGR < 16

BEAM



Bianco satinato / Satin White  
**GSO110C** 3000K 3203lm  
**GSO110N** 4000K 3372lm



Nero satinato / Satin Black  
**GSO111C** 3000K 3203lm  
**GSO111N** 4000K 3372lm

Biemissione  
Double Emission











Sospensione da ufficio in biemissione.  
 Struttura in alluminio.  
 Finitura in bianco satinato con rosone bianco satinato e cavo bianco o nero satinato con rosone nero satinato e cavo nero.  
 Diffusori in metacrilato bianco opale.  
 La sospensione è linkabile ad altre sospensioni tramite staffa di collegamento presente all'interno della confezione. Disponibili anche i moduli angolari ad L ed a T dotati di sorgente luminosa monoemissione.  
 Moduli LED non dimmerabili e trasformatore inclusi.

Bi-emission office pendant.  
 Aluminum structure.  
 Satin white finish with satin white rosette and white cable or satin black finish with satin black rosette and black cable.  
 Opal white methacrylate diffusers.  
 The suspension can be linked to other suspensions by means of the connecting bracket inside the package. L and T corner modules with single-emission light source also available.  
 Non-dimmable LED modules and transformer included.



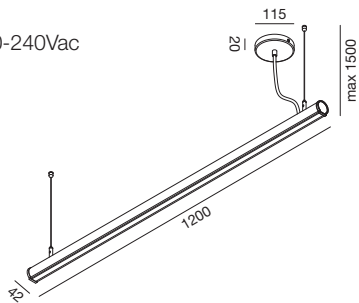
**NEW**

1011	0,013	50.000
108	0,0014	
151	0,0025	

LED  
 40W | 220-240Vac  
 CRI > 80

BEAM

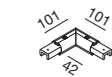


Bianco satinato / Satin White  
**GSO120C** 3000K 3840lm  
**GSO120N** 4000K 4045lm



Nero satinato / Satin Black  
**GSO121C** 3000K 3840lm  
**GSO121N** 4000K 4045lm

Biemissione  
 Double Emission



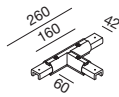
CONNETTORE A 90°  
 per GSO120/121  
 L - CONNECTOR  
 for GSO120/121



Bianco satinato / Satin White  
**GSOG01C** 3000K 532lm  
**GSOG01N** 4000K 560lm



Nero satinato / Satin Black  
**GSOG02C** 3000K 532lm  
**GSOG02N** 4000K 560lm



CONNETTORE A T  
 per GSO120/121  
 T - CONNECTOR  
 for GSO120/121



Bianco satinato / Satin White  
**GSOG03C** 3000K 710lm  
**GSOG03N** 4000K 784lm



Nero satinato / Satin Black  
**GSOG04C** 3000K 710lm  
**GSOG04N** 4000K 784lm



Sospensione da ufficio in biemissione.  
 Struttura in alluminio.  
 Finitura in bianco satinato con rosone bianco satinato e cavo bianco o nero satinato con rosone nero satinato e cavo nero. Diffusore in metacrilato bianco opale nella parte inferiore e nella parte superiore.  
 La sospensione è linkabile ad altre sospensioni tramite staffa di collegamento presente all'interno della confezione. Moduli LED non dimmerabili e trasformatore inclusi.

Bi-emission office suspension.  
 Aluminum structure.  
 Satin white finish with satin white rosette and white cable or satin black finish with satin black rosette and black cable. Opal white methacrylate diffuser at the bottom and top.  
 The suspension can be linked to other suspensions by means of the connecting bracket included in the package. Non-dimmable LED modules and transformer included.

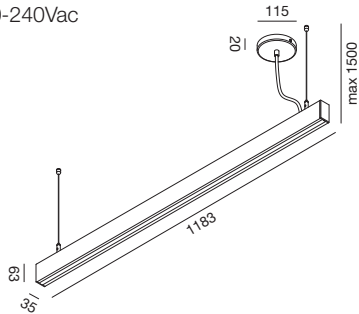


**NEW**



LED  
 40W | 220-240Vac  
 CRI > 80

BEAM



Bianco satinato / Satin White  
**GSO130C** 3000K 3214lm  
**GSO130N** 4000K 3383lm



Nero satinato / Satin Black  
**GSO131C** 3000K 3214lm  
**GSO131N** 4000K 3383lm

Biemissione  
 Double Emission







Plafoniera da ufficio con base a soffitto inclusa.  
 Struttura in materiale termoplastico.  
 Finitura in bianco opaco con diffusore in metacrilato microprismatico bianco opale con UGR <22 o in bianco opaco con diffusore nero antiabbaglio con UGR <19.  
 Modulo LED non dimmerabile incluso.  
 Possibilità di scegliere la temperatura della luce (3000K, 4000K o 6000K) e la potenza della lampada (22W, 28W o 34W) prima dell'installazione finale della plafoniera.  
 Garanzia 5 anni.

Office ceiling light with ceiling base included.  
 Structure in thermoplastic material.  
 Finish in opaque white with opal white microprismatic methacrylate diffuser with UGR <22 or in opaque white with black anti-glare diffuser with UGR <19.  
 Non-dimmable LED module included.  
 Possibility of choosing light temperature (3000K, 4000K or 6000K) and lamp power (22W, 28W or 34W) before final installation of the ceiling light.  
 5 Year warranty.



**NEW**



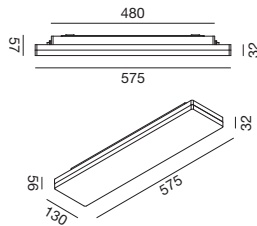
134 0,0058 50.000

LED adjustable  
 22W | 28W | 34W  
 220-240Vac  
 CRI > 90  
 UGR < 22

BEAM



Base a soffitto inclusa  
 Ceiling base includede



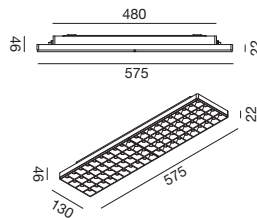
Bianco / White	22W	28W	34W
<b>GPL420</b> 3000K	2486lm	3164lm	3842lm
4000K	2684lm	3416lm	4227lm
6000K	2574lm	3276lm	4129lm

LED adjustable  
 22W | 28W | 34W  
 220-240Vac  
 CRI > 90  
 UGR < 19

BEAM



Base a soffitto inclusa  
 Ceiling base includede



Bianco / White	22W	28W	34W
<b>GPL430</b> 3000K	2420lm	3080lm	3740lm
4000K	2596lm	3304lm	4012lm
6000K	2530lm	3220lm	3910lm





# PLAFONIERA componibile MODULAR CEILING LIGHT

Plafoniera o sospensione da ufficio. Struttura in materiale termoplastico. Finitura in bianco opaco con diffusore in metacrilato microprismatico bianco opale con UGR <22 o in bianco opaco con diffusore nero antiabbaglio con UGR <19. Modulo LED non dimmerabile incluso. Possibilità di scegliere la temperatura della luce (3000K, 4000K o 6000K) e la potenza della lampada (28W, 34W o 40W) prima dell'installazione finale della plafoniera. Possibilità di scegliere il kit plafone (GKI421P) o il kit sospensione (GKI421S+GKI421R) per GPL421 e GPL431.

Il kit sospensione è dotato di led nella parte superiore che rende la sospensione biemissione. Garanzia 5 anni.

Office ceiling or suspension lamp. Structure in thermoplastic material. Finish in opaque white with opal white microprismatic methacrylate diffuser with UGR <22 or in opaque white with black anti-glare diffuser with UGR <19. Non-dimmable LED module included.

Possibility of choosing light temperature (3000K, 4000K or 6000K) and lamp power (28W, 34W or 40W) before final installation of the ceiling light. Possibility of choosing the ceiling kit (GKI421P) or the suspension kit (GKI421S+GKI421R) for GPL421 and GPL431.

The suspension kit is equipped with a LED in the upper part that makes the suspension dual-emitting. 5 Year warranty

**NEW**



KIT PLAFONIERA  
CEILING LIGHT KIT

Bianco / White

**GKI421P**



KIT SOSPENSIONE  
SUSPENSION KIT

Bianco / White


**GKI421S + GKI421R**



MODULO DIFFUSORE OPALE  
OPAL DIFFUSER MODULE

Bianco / White

**GPL421**



MODULO ANTIABBAGLIAMENTO  
ANTI GLARE MODULE

Bianco / White


**GPL431**

Plafoniera o sospensione da ufficio. Struttura in materiale termoplastico.  
 Finitura in bianco opaco con diffusore in metacrilato microprismatico bianco opale con UGR <22 o in bianco opaco con diffusore nero antiabbaglio con UGR <19.  
 Modulo LED non dimmerabile incluso. Possibilità di scegliere la temperatura della luce (3000K, 4000K o 6000K) e la potenza della lampada (28W, 34W o 40W) prima dell'installazione finale della plafoniera.  
 Possibilità di scegliere il kit plafone (GKI421P) o il kit sospensione (GKI421S+GKI421R) per GPL421 e GPL431.  
 Il kit sospensione è dotato di led nella parte superiore che rende la sospensione biemissione. Garanzia 5 anni.

Office ceiling or suspension lamp. Structure in thermoplastic material. Finish in opaque white with opal white microprismatic methacrylate diffuser with UGR <22 or in opaque white with black anti-glare diffuser with UGR <19. Non-dimmable LED module included. Possibility of choosing light temperature (3000K, 4000K or 6000K) and lamp power (28W, 34W or 40W) before final installation of the ceiling light. Possibility of choosing the ceiling kit (GKI421P) or the suspension kit (GKI421S+GKI421R) for GPL421 and GPL431. The suspension kit is equipped with a LED in the upper part that makes the suspension dual-emitting. 5 Year warranty.

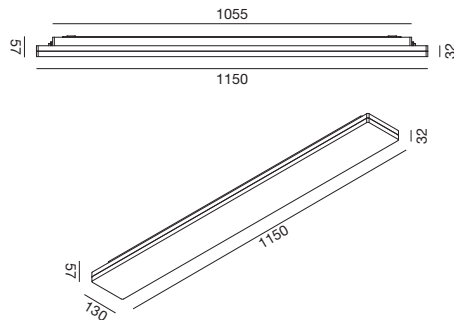


**NEW**



LED adjustable  
 28W | 34W | 40W  
 220-240Vac  
 CRI > 90  
 UGR < 22

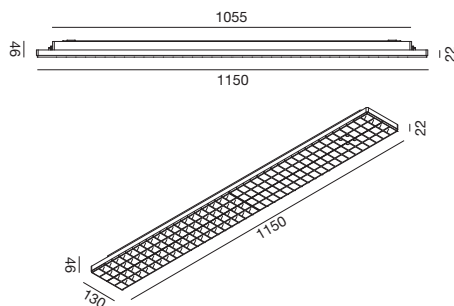
BEAM



Bianco / White	28W	34W	40W	
<b>GPL421</b>	3000K	3472lm	4182lm	4920lm
	4000K	3640lm	4420lm	5238lm
	6000K	3528lm	4284lm	5040lm

LED adjustable  
 28W | 34W | 40W  
 220-240Vac  
 CRI > 90  
 UGR < 19

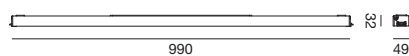
BEAM



Bianco / White	28W	34W	40W	
<b>GPL431</b>	3000K	3220lm	3910lm	4632lm
	4000K	3304lm	4148lm	4906lm
	6000K	3280lm	4012lm	4824lm

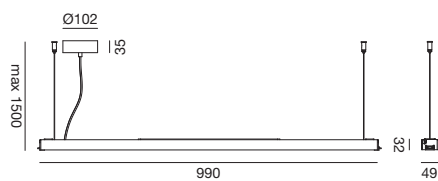


ACCESSORIO per GPL421-GPL431  
ACCESSORY for GPL421-GPL431



Kit plafoniera  
Ceiling light kit  
Bianco / White  
**GKI421P**

Biemissione  
Double Emission



Kit sospensione  
Suspension kit  
Bianco / White  
**GKI421S + GKI421R**







# LED PROFILES





■ PLAFONIERE E SOSPENSIONI / CEILING AND SUSPENSIONS

# BRASILIA

Sistema modulare in alluminio estruso sezionabile per installazione a plafone su parete o soffitto o installazione a sospensione.  
Disponibile in due misure (2 m o 3 m). Incluso di diffusore in policarbonato bianco opaco ad incastro. Illuminazione diretta.  
Colori disponibili: bianco opaco o nero opaco.  
Possibilità di inserire alimentatori slim (GSTT47, GSTT48, GSTT49, GSTT50 e GSTT51) all'interno del profilo.  
Dotato di 4 staffette per il fissaggio. Strip LED, alimentatori, accessori per giunzione, sospensione e chiusura da ordinare separatamente.

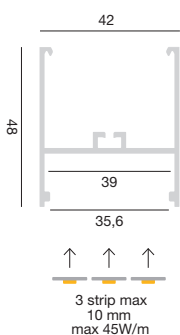
Sectionable extruded aluminum modular system for surface mounting on wall or ceiling or pendant installation.  
Available in two sizes (2 m or 3 m). Including interlocking matt white polycarbonate diffuser. Direct lighting.  
Available colours: matt white or matt black.  
Possibility of inserting slim power supplies (GSTT47, GSTT48, GSTT49, GSTT50 and GSTT51) inside the profile.  
Equipped with 4 brackets for fixing. LED strips, power supplies, joining, suspension and closing accessories to be ordered separately.

## BRASILIA

KIT PROFILO E DIFFUSORE 2 m o 3 m  
incluse 4 staffette

PROFILE AND DIFFUSER kit 2 m o 3 m  
equipped with 4 brackets

Strip LED non include  
Strip LED not included



Bianco opaco / Matt White

Profilo 2 m  
**GBRPB2**




Nero opaco / Matt Black

Profilo 2 m  
**GBRPN2**

Profilo 3 m  
**GBRPB3**


Profilo 3 m  
**GBRPN3**

TESTATE TERMINALI (2 pz)  
END CAPS (2 pcs)



Bianco opaco / Matt White

**GBRTB1**



Nero opaco / Matt Black

**GBRTN1**

### CONDIZIONI DI VENDITA:

per ordini di profili inferiori a 4 pezzi assortiti (escluso i profili ad incasso con cartongesso incluso) verrà applicata una spesa di fuori imballo di € 10.  
Per ordini di profili uguali o superiori a 4 pezzi assortiti (escluso i profili con cartongesso incluso) non verrà applicata nessuna spesa di fuori imballo.

### SALES CONDITIONS:

for profiles orders with less than 4 assorted pieces (excluding recessed profiles with integrated plasterboard) a packaging charge of € 10 will be applied.  
For profiles orders with equal to or more than 4 assorted pieces (excluding recessed profiles with integrated plasterboard) no packaging charges will be applied.



# RABAT

Sistema modulare in alluminio estruso sezionabile per installazione a plafone su parete o soffitto o installazione a sospensione.

Incluso di diffusore in policarbonato bianco opaco ad incastro. Illuminazione diretta.

Colori disponibili: bianco opaco o nero opaco.

Possibilità di inserire alimentatori slim (GSTT47, GSTT48, GSTT49, GSTT50 e GSTT51) all'interno del profilo.

Dotato di 4 staffette per il fissaggio. Strip LED, alimentatori, accessori per giunzione, sospensione e chiusura da ordinare separatamente.

Modular system in extruded aluminum. Can be sectioned for surface mounting on wall or ceiling or pendant installation.

Including interlocking matt white polycarbonate diffuser. Direct lighting.

Available colours: matt white or matt black.

Possibility of inserting slim power supplies (GSTT47, GSTT48, GSTT49, GSTT50 and GSTT51) inside the profile.

Equipped with 4 brackets for fixing. LED strips, power supplies, joining, suspension and closing accessories to be ordered separately.

## RABAT

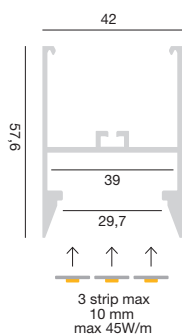
KIT PROFILO E DIFFUSORE 2 m o 3 m

incluse 4 staffette

PROFILE AND DIFFUSER kit 2 m o 3 m


equipped with 4 brackets

Strip LED non include  
Strip LED not included



Bianco opaco / Matt White

**GRAPB1**



Nero opaco / Matt Black

**GRAPN1**

TESTATE TERMINALI (2 pz)

END CAPS (2 pcs)



Bianco opaco / Matt White

**GRATB1**



Nero opaco / Matt Black

**GRATN1**

### CONDIZIONI DI VENDITA:

per ordini di profili inferiori a 4 pezzi assortiti (escluso i profili ad incasso con cartongesso incluso) verrà applicata una spesa di fuori imballo di € 10.

Per ordini di profili uguali o superiori a 4 pezzi assortiti (escluso i profili con cartongesso incluso) non verrà applicata nessuna spesa di fuori imballo.

### SALES CONDITIONS:

for profiles orders with less than 4 assorted pieces (excluding recessed profiles with integrated plasterboard) a packaging charge of € 10 will be applied.

For profiles orders with equal to or more than 4 assorted pieces (excluding recessed profiles with integrated plasterboard) no packaging charges will be applied.



# BAKU

Sistema modulare in alluminio estruso sezionabile per installazione a plafone su parete o soffitto o installazione a sospensione. Incluso di diffusore in policarbonato bianco opaco ad incastro. Illuminazione diretta.

Colori disponibili: bianco opaco o nero opaco.

Baku P è dotato di 4 staffette per il fissaggio.

Strip LED con alimentatore installato in remoto, accessori per giunzione, sospensione e chiusura da ordinare separatamente.

Sectionable extruded aluminum modular system for mounting on walls or ceilings or suspension installation.

Including snap-in white polycarbonate diffuser. Direct lighting.

Available colours: matt white or matt black.

Baku P is equipped with 4 brackets for fixing.

LED strip with remote installed power supply, accessories for joint, suspension and closure to be ordered separately.



#### CONDIZIONI DI VENDITA:

per ordini di profili inferiori a 4 pezzi assortiti (escluso i profili ad incasso con cartongesso incluso) verrà applicata una spesa di fuori imballo di € 10.  
Per ordini di profili uguali o superiori a 4 pezzi assortiti (escluso i profili con cartongesso incluso) non verrà applicata nessuna spesa di fuori imballo.

#### SALES CONDITIONS:

for profiles orders with less than 4 assorted pieces (excluding recessed profiles with integrated plasterboard) a packaging charge of € 10 will be applied.  
For profiles orders with equal to or more than 4 assorted pieces (excluding recessed profiles with integrated plasterboard) no packaging charges will be applied.

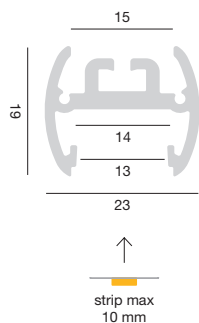


## BAKU P

KIT PROFILO E DIFFUSORE 2  
include 4 staffette

PROFILE AND DIFFUSER kit 2  
equipped with 4 brackets

Strip LED non include  
Strip LED not included



Bianco opaco / Matt White  
**PBAPB1**



Nero opaco / Matt Black  
**PBAPN1**

TESTATE TERMINALI (2 pz)  
END CAPS (2 pcs)



Bianco opaco / Matt White  
**PBATB1**

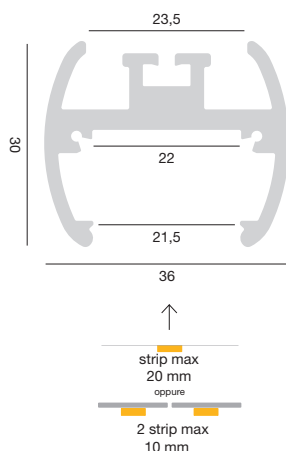


Nero opaco / Matt Black  
**PBATN1**

## BAKU G

KIT PROFILO E DIFFUSORE 2 m  
PROFILE AND DIFFUSER kit 2 m

Strip LED non include  
Strip LED not included



Bianco opaco / Matt White  
**PBAPB2**



Nero opaco / Matt Black  
**PBAPN2**

TESTATE TERMINALI (2 pz)  
END CAPS (2 pcs)



Bianco opaco / Matt White  
**PBATB2**



Nero opaco / Matt Black  
**PBATN2**

# BLED

Sistema modulare in alluminio estruso sezionabile per installazione a plafone su parete o soffitto o installazione a sospensione. Dotato di 4 staffette per il fissaggio. Incluso di diffusore in policarbonato bianco opaco ad incastro. Illuminazione diretta. Colori disponibili: bianco opaco o nero opaco. Strip LED con alimentatore installato in remoto, accessori per giunzione, sospensione e chiusura da ordinare separatamente.

Sectionable extruded aluminum modular system for mounting on walls or ceilings or suspension installation. Equipped with 4 brackets for fixing. Including snap-in white polycarbonate diffuser. Direct lighting. Available colours: matt white or matt black. LED strip with remote installed power supply, accessories for joint, suspension and closure to be ordered separately.



#### CONDIZIONI DI VENDITA:

per ordini di profili inferiori a 4 pezzi assortiti (escluso i profili ad incasso con cartongesso incluso) verrà applicata una spesa di fuori imballo di € 10. Per ordini di profili uguali o superiori a 4 pezzi assortiti (escluso i profili con cartongesso incluso) non verrà applicata nessuna spesa di fuori imballo.

#### SALES CONDITIONS:

for profiles orders with less than 4 assorted pieces (excluding recessed profiles with integrated plasterboard) a packaging charge of € 10 will be applied. For profiles orders with equal to or more than 4 assorted pieces (excluding recessed profiles with integrated plasterboard) no packaging charges will be applied.

## BLED P

KIT PROFILO E DIFFUSORE 2 m  
includere 4 staffette

PROFILE AND DIFFUSER kit 2 m  
equipped with 4 brackets

Strip LED non include  
Strip LED not included



Bianco opaco / Matt White  
**PBLPB1**



Nero opaco / Matt Black  
**PBLPN1**

TESTATE TERMINALI (2 pz)  
END CAPS (2 pcs)



Bianco opaco / Matt White  
**PBLTB1**



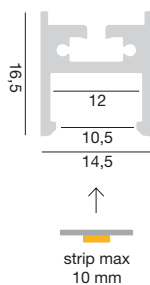
Nero opaco / Matt Black  
**PBLTN1**

## BLED G

KIT PROFILO E DIFFUSORE 2 m  
includere 4 staffette

PROFILE AND DIFFUSER kit 2 m  
equipped with 4 brackets

Strip LED non include  
Strip LED not included



Bianco opaco/ Matt White  
**PBLPB2**



Nero opaco/ Matt Black  
**PBLPN2**

TESTATE TERMINALI (2 pz)  
END CAPS (2 pcs)



Bianco opaco/ Matt White  
**PBLTB2**



Nero opaco/ Matt Black  
**PBLTN2**

# BUCAREST

Sistema modulare in alluminio estruso sezionabile per installazione a plafone su parete o soffitto installazione a sospensione o Incluso di diffusore in policarbonato bianco opaco ad incastro. Illuminazione diretta.

Colori disponibili: bianco opaco, nero opaco o oro ossidato.


Strip LED con alimentatore installato in remoto, accessori per giunzione, sospensione e chiusura da ordinare separatamente.

Sectionable extruded aluminum modular system for mounting on walls or ceilings

or suspension installation. Equipped with 4 brackets for fixing. Including snap-in white polycarbonate diffuser. Direct lighting.

Available colours: matt white, matt black or oxidised gold.

LED strip with remote installed power supply, accessories for joint, suspension and closure to be ordered separately.



#### CONDIZIONI DI VENDITA:

per ordini di profili inferiori a 4 pezzi assortiti (escluso i profili ad incasso con cartongesso incluso) verrà applicata una spesa di fuori imballo di € 10.  
Per ordini di profili uguali o superiori a 4 pezzi assortiti (escluso i profili con cartongesso incluso) non verrà applicata nessuna spesa di fuori imballo.

#### SALES CONDITIONS:

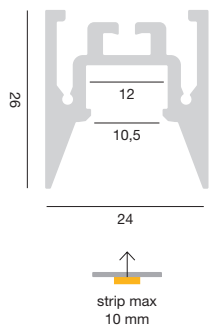
for profiles orders with less than 4 assorted pieces (excluding recessed profiles with integrated plasterboard) a packaging charge of € 10 will be applied.  
For profiles orders with equal to or more than 4 assorted pieces (excluding recessed profiles with integrated plasterboard) no packaging charges will be applied.

## BUCAREST P

KIT PROFILO E DIFFUSORE 2 m  
include 4 staffette

PROFILE AND DIFFUSER kit 2 m  
equipped with 4 brackets

Strip LED non include  
Strip LED not included



Bianco opaco / Matt White  
**PBUPB1**



Nero opaco / Matt Black  
**PBUPN1**



Oro ossidato / Oxidised Gold  
**PBUPO1**

TESTATE TERMINALI (2 pz)  
END CAPS (2 pcs)



Bianco opaco / Matt White  
**PBUTB1**



Nero opaco / Matt Black  
**PBUTN1**

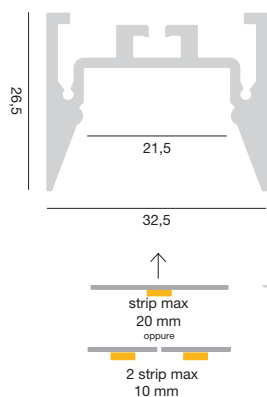


Oro ossidato / Oxidised Gold  
**PBUTO1**

## BUCAREST G

KIT PROFILO E DIFFUSORE 2 m  
PROFILE AND DIFFUSER kit 2 m

Strip LED non include  
Strip LED not included



Bianco opaco / Matt White  
**PBUPB2**



Nero opaco / Matt Black  
**PBUPN2**



Oro ossidato / Oxidised Gold  
**PBUPO2**

TESTATE TERMINALI (2 pz)  
END CAPS (2 pcs)



Bianco opaco / Matt White  
**PBUTB2**



Nero opaco / Matt Black  
**PBUTN2**



Oro ossidato / Oxidised Gold  
**PBUTO2**

# RIGA

Sistema modulare in alluminio estruso sezionabile per installazione a plafone su parete o soffitto o installazione a sospensione. Dotato di 4 staffette per il fissaggio. Incluso di diffusore in policarbonato bianco opaco ad incastro. Illuminazione diretta. Colori disponibili: bianco opaco o nero opaco. Strip LED con alimentatore installato in remoto, accessori per giunzione, sospensione e chiusura da ordinare separatamente.

Sectionable extruded aluminum modular system for mounting on walls or ceilings or suspension installation. Equipped with 4 brackets for fixing. Including snap-in white polycarbonate diffuser. Direct lighting. Available colours: matt white or matt black.

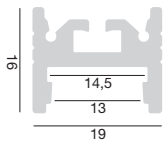
LED strip with remote installed power supply, accessories for joint, suspension and closure to be ordered separately.

## RIGA G

KIT PROFILO E DIFFUSORE 2 m  
includere 4 staffette

PROFILE AND DIFFUSER kit 2 m  
equipped with 4 brackets

Strip LED non include  
Strip LED not included



Bianco opaco / Matt White  
**PRIPB2**



Nero opaco / Matt Black  
**PRIPN2**

TESTATE TERMINALI (2 pz)  
END CAPS (2 pcs)



Bianco opaco / Matt White  
**PRITB2**



Nero opaco / Matt Black  
**PRITN2**

### CONDIZIONI DI VENDITA:

per ordini di profili inferiori a 4 pezzi assortiti (escluso i profili ad incasso con cartongesso incluso) verrà applicata una spesa di fuori imballo di € 10. Per ordini di profili uguali o superiori a 4 pezzi assortiti (escluso i profili con cartongesso incluso) non verrà applicata nessuna spesa di fuori imballo.

### SALES CONDITIONS:

for profiles orders with less than 4 assorted pieces (excluding recessed profiles with integrated plasterboard) a packaging charge of € 10 will be applied. For profiles orders with equal to or more than 4 assorted pieces (excluding recessed profiles with integrated plasterboard) no packaging charges will be applied.



## ACCESSORI / ACCESSORIES

BRASILIA / RABAT / BAKU / BLED / BUCAREST / RIGA

KIT SOSPENSIONE COMPLETO  
per alimentatore in remoto

COMPLETE SUSPENSION KIT  
for remote power supply

140x40x28 mm  
cavi / cables max 2 m



Bianco opaco /  
Matt White  
**PKISB1**



Nero opaco /  
Matt Black  
**PKISN1**



Oro /  
Gold  
**PKISO1**

KIT SOSPENSIONE COMPLETO  
per alimentatori non dimmerabili  
GSTT37-GSTT40-GSTT41  
(non inclusi)

COMPLETE SUSPENSION KIT  
for non dimmable power supplies  
GSTT37-GSTT40-GSTT41  
(not included)

294x71x38 mm  
cavi / cables max 2 m



Bianco opaco /  
Matt White  
**PKISNB**



Nero opaco /  
Matt Black  
**PKISNDN**



Oro /  
Gold  
**PKISNDO**

KIT SOSPENSIONE COMPLETO  
per alimentatori dimmerabili  
GSTT15-GSTT16  
(non inclusi)

COMPLETE SUSPENSION KIT  
for dimmable power supplies  
GSTT15 -GSTT16  
(not included)

419x53x38 mm  
cavi / cables max 2 m



Bianco opaco /  
Matt White  
**PKISDB**



Nero opaco /  
Matt Black  
**PKISDN**



Oro /  
Gold  
**PKISDO**

KIT SOSPENSIONE  
CAVO SINGOLO

SINGLE CABLE SUSPENSION KIT

19x53x38 mm  
cavi / cables max 2 m



Bianco opaco /  
Matt White  
**PKICSB**



Nero opaco /  
Matt Black  
**PKICSN**



Oro /  
Gold  
**PKICSO**



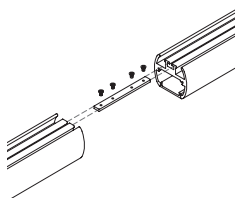
## ACCESSORI / ACCESSORIES

BRASILIA / RABAT / BAKU / BLED / BUCAREST / RIGA

## GIUNZIONE PICCOLA LINEARE

## SMALL LINEAR JUNCTION

per / for  
BRASILIA  
RABAT  
BAKU  
BLED  
BUCAREST  
RIGA



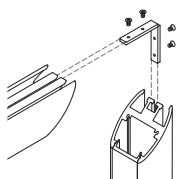
Argento / Silver

**PGILP1**

## GIUNZIONE PICCOLA PIEGATA

## SMALL BENT JUNCTION

per / for  
BRASILIA  
RABAT  
BAKU  
BLED  
BUCAREST  
RIGA



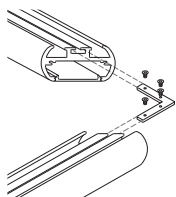
Argento / Silver

**PGIPP1**

## GIUNZIONE PICCOLA ANGOLO

## SMALL CORNER JUNCTION

per / for  
BRASILIA  
RABAT  
BAKU  
BLED  
BUCAREST  
RIGA



Argento / Silver


**PGIAP1**

## KIT STAFFETTA

## BRACKET KIT

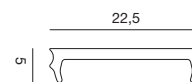
per / for  
BAKU P  
BLED G  
RIGA G

Trasparente / Transparent

**PSFP01**COVER IN ROTOLO  
ROLL COVER

Cover per / for  
BAKU P - RIGA G

Rotolo / roll 2 m

**CDIF03**

Cover per / for  
BAKU G - BUCAREST G

Rotolo / roll 2 m

**CDIF05**

Rotolo / roll 5,2 m

**PCO01**

Rotolo / roll 5,2 m

**PCO02**

Rotolo / roll 10 m

**PCO03**

Rotolo / roll 10 m

**PCO04**

## STRIP LED

## PLAFONIERE E SOSPENSIONI / CEILING AND SUSPENSIONS

## STRIP LED 5 mm

24Vdc

IP20

Per - for  
BLED P

	CODE	CCT	FLUX / m
11W/m	<b>GST141C</b>	3000K	1413lm
SMD 2835	<b>GST141N</b>	4000K	1481lm
140 LED/m			
CRI >80			
pag. 360			

	CODE	CCT	FLUX / m
18W/m	<b>GST160C</b>	3000K	2498lm
SMD 2216	<b>GST160N</b>	4000K	2612lm
240 LED/m			
CRI >80			
pag. 360			

## STRIP LED 10 mm

24Vdc

IP20

Per - for:

BRASILIA

RABAT

BAKU P

BAKU G

BLED G

BUCAREST P

BUCAREST G

RIGA G

	CODE	CCT	FLUX / m
11W/m	<b>GST141C</b>	3000K	1413lm
SMD 2835	<b>GST141N</b>	4000K	1481lm
140 LED/m			
CRI >80			
pag. 360			

	CODE	CCT	FLUX / m
18W/m	<b>GST160C</b>	3000K	2498lm
SMD 2216	<b>GST160N</b>	4000K	2612lm
240 LED/m			
CRI >80			
pag. 360			

4,8W/m	<b>GST110C</b>	3000K	620lm
SMD 2835	<b>GST110N</b>	4000K	683lm
70 LED/m			
CRI >80			
pag. 361			

8W/m	<b>GST143C</b>	3000K	870lm
COBLED	<b>GST143N</b>	4000K	880lm
320 LED/m			
CRI >80			
pag. 361			

9,6W/m	<b>GST120C</b>	3000K	1280lm
SMD 2835	<b>GST120N</b>	4000K	1316lm
140 LED/m			
CRI >80			
pag. 361			

12W/m	<b>GST150H</b>	2700K	1623lm
SMD 2835	<b>GST150C</b>	3000K	1792lm
128 LED/m	<b>GST150N</b>	4000K	1972lm
CRI >80			
pag. 362			

12W/m	<b>GST170C</b>	3000K	1371lm
SMD 2835	<b>GST170N</b>	4000K	1582lm
128 LED/m			
CRI >90			
pag. 362			

14,4W/m	<b>GST130C</b>	3000K	1553lm
SMD 2835	<b>GST130N</b>	4000K	1660lm
70 LED/m			
CRI >80			
pag. 362			

14,4W/m	<b>GST161C</b>	3000K	1750lm
SMD 2835	<b>GST161N</b>	4000K	1816lm
140 LED/m			
CRI >80			
pag. 363			

15W/m	<b>GST144C</b>	3000K	1580lm
COBLED	<b>GST144N</b>	4000K	1650lm
528 LED/m			
CRI >80			
pag. 363			

18W/m	<b>GST151H</b>	2700K	2461lm
SMD 2835	<b>GST151C</b>	3000K	2705lm
192 LED/m	<b>GST151N</b>	4000K	2712lm
CRI >80			
pag. 363			

18W/m	<b>GST171C</b>	3000K	2158lm
SMD 2835	<b>GST171N</b>	4000K	2207lm
192 LED/m			
CRI >90			
pag. 364			

19,2W/m	<b>GST140C</b>	3000K	2418lm
SMD 2835	<b>GST140N</b>	4000K	2532lm
140 LED/m			
CRI >80			
pag. 364			

19,2W/m	<b>GST162C</b>	3000K	2713lm
SMD 2835	<b>GST162N</b>	4000K	2894lm
240 LED/m			
CRI >80			
pag. 364			

19,2W/m	<b>GST172C</b>	3000K	2356lm
SMD 2835	<b>GST172N</b>	4000K	2500lm
240 LED/m			
CRI >90			
pag. 365			

22W/m	<b>GST163H</b>	2700K	2989lm
SMD 2835	<b>GST163C</b>	3000K	3107lm
240 LED/m	<b>GST163N</b>	4000K	3364lm
CRI >80			
pag. 365			

22W/m	<b>GST173C</b>	3000K	2633lm
SMD 2835	<b>GST173N</b>	4000K	2976lm
240 LED/m			
CRI >90			
pag. 365			

<b>RGB</b>	<b>GST062R</b>	RGB	max 450lm
14,4W/m			
SMD 5050			
60 LED/m			
pag. 368			

<b>RGB</b>	<b>GST165R</b>	RGB	844lm
19W/m			
SMD 3535			
120 LED/m			
pag. 368			

## STRIP LED 10 mm

24Vdc

IP65 IP66 Partlene

Per - for:

BRASILIA

RABAT

BAKU P

BAKU G

BLED G

BUCAREST P

BUCAREST G

RIGA G

	CODE	CCT	FLUX / m
10W/m	<b>GST166C</b>	3000K	1221lm
SMD 2835	<b>GST166N</b>	4000K	1250lm
70 LED/m			
CRI >80			
pag. 366			
IP65 waterproof - Silicone			
14,4W/m	<b>GST182C</b>	3000K	1735lm
SMD 2835	<b>GST182N</b>	4000K	1854lm
140 LED/m			
CRI >80			
18W/m	<b>GST154C</b>	3000K	2568lm
SMD 2835	<b>GST154N</b>	4000K	2712lm
192 LED/m			
CRI >80			
pag. 367			
<b>RGB</b>	<b>GST185R</b>	RGB	843lm
19W/m			
SMD 3535			
120 LED/m			
pag. 369			

	CODE	CCT	FLUX / m
12W/m	<b>GST181C</b>	3000K	1790lm
SMD 2835	<b>GST181N</b>	4000K	1878lm
128 LED/m			
CRI >80			
pag. 366			
22W/m	<b>GST183C</b>	3000K	3107lm
SMD 2835	<b>GST183N</b>	4000K	3356lm
240 LED/m			
CRI >80			
pag. 367			
<b>IP65</b>			
11W/m	<b>GST180C</b>	3000K	1409lm
SMD 2835	<b>GST180N</b>	4000K	1445lm
140 LED/m			
CRI >80			
pag. 366			

## STRIP LED 12 mm

**RGB**

24Vdc

Per - for:

BRASILIA

RABAT

BAKU P

BAKU G

BUCAREST P

BUCAREST G

	CODE	CCT	FLUX / m
<b>RGB + W</b>	<b>GST061R</b>	RGB + 4000K	660lm
14,4W/m			
SMD 5050	<b>IP20</b>		
60 LED/m			
pag. 368			
<b>RGB</b>	<b>GST063R</b>	RGB	max 415lm
14,4W/m			
SMD 5050	<b>IP67</b>		
60 LED/m			
pag. 369			

	CODE	CCT	FLUX / m
<b>RGB</b>	<b>GST164R</b>	RGB	1010lm
21W/m			
SMD 3535	<b>IP20</b>		
240 LED/m			
pag. 368			
<b>RGB</b>	<b>GST063R</b>	RGB	max 415lm
14,4W/m			
SMD 5050	<b>IP66</b>		
60 LED/m			
pag. 369			

## STRIP LED 12 mm

220-240Vdc

Per - for:

BRASILIA

RABAT

BAKU P

BAKU G

BUCAREST P

BUCAREST G

	CODE	CCT	FLUX / m
15W/m	<b>GST190C</b>	3000K	1394lm
SMD 2835	<b>GST190N</b>	4000K	1458lm
120 LED/m			
CRI >80			
pag. 384	<b>IP65</b>		





■ ANGOLARE / ANGULAR

# AVANA

Sistema modulare in alluminio estruso sezionabile per installazione angolare a parete/soffitto.  
Incluso di diffusore in policarbonato bianco opaco ad incastro. Illuminazione diretta.  
Colori disponibili: bianco opaco.  
Strip LED, alimentatori, accessori per giunzione e chiusura da ordinare separatamente.

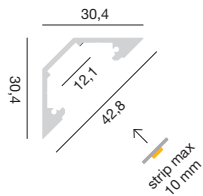
Sectionable extruded aluminium modular system for corner mounting on wall/ceiling.  
Including interlocking matt white polycarbonate diffuser. direct lighting.  
Available colours: matt white.  
LED strips, power supplies, junction and closing accessories to be ordered separately.

## AVANA

KIT PROFILO E DIFFUSORE 2 m  
incluse 4 staffette

PROFILE AND DIFFUSER kit 2 m  
equipped with 4 brackets

Strip LED non include  
Strip LED not included



Bianco opaco / Matt White  
**GAVPB1**

TESTATE TERMINALI (2 pz)  
END CAPS (2 pcs)




Bianco opaco / Matt White  
**GAVTB1**

### CONDIZIONI DI VENDITA:

per ordini di profili inferiori a 4 pezzi assortiti (escluso i profili ad incasso con cartongesso incluso) verrà applicata una spesa di fuori imballo di € 10.  
Per ordini di profili uguali o superiori a 4 pezzi assortiti (escluso i profili con cartongesso incluso) non verrà applicata nessuna spesa di fuori imballo.

### SALES CONDITIONS:

for profiles orders with less than 4 assorted pieces (excluding recessed profiles with integrated plasterboard) a packaging charge of € 10 will be applied.  
For profiles orders with equal to or more than 4 assorted pieces (excluding recessed profiles with integrated plasterboard) no packaging charges will be applied.



# LUBIANA

Sistema modulare in alluminio estruso sezionabile per installazione angolare a parete/soffitto.

Disponibile in due misure (2 m o 3 m).

Incluso di diffusori in policarbonato bianco opaco ad incastro. Illuminazione indiretta.

Colori disponibili: bianco opaco, nero opaco o oro ossidato.

Strip LED con alimentatore installato in remoto, accessori per giunzione e chiusura da ordinare separatamente.

Sectionable extruded aluminum modular system for corner mounting on wall/ceiling.

Available in two sizes (2 m or 3 m).

Including snap-in matt white polycarbonate diffusers. Indirect lighting.

Available colours: matt white, matt black or oxidised gold.

LED strip with remote installed power supply, accessories for joint and closure to be ordered separately.



#### CONDIZIONI DI VENDITA:

per ordini di profili inferiori a 4 pezzi assortiti (escluso i profili ad incasso con cartongesso incluso) verrà applicata una spesa di fuori imballo di € 10.  
Per ordini di profili uguali o superiori a 4 pezzi assortiti (escluso i profili con cartongesso incluso) non verrà applicata nessuna spesa di fuori imballo.

#### SALES CONDITIONS:

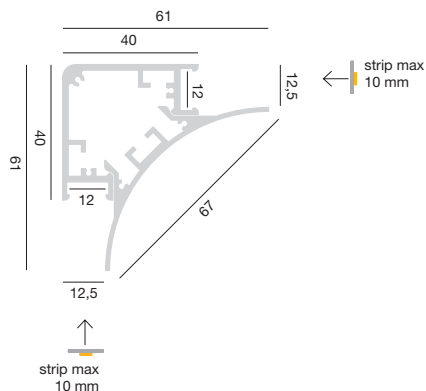
for profiles orders with less than 4 assorted pieces (excluding recessed profiles with integrated plasterboard) a packaging charge of € 10 will be applied.  
For profiles orders with equal to or more than 4 assorted pieces (excluding recessed profiles with integrated plasterboard) no packaging charges will be applied.



## LUBIANA C


KIT PROFILO E DIFFUSORE 2 m o 3 m  
PROFILE AND DIFFUSER kit 2 m o 3 m

Strip LED non include  
Strip LED not included




Bianco opaco / Matt White

Profilo 2 m  
**PLUPBC**



Nero opaco / Matt Black

Profilo 2 m  
**PLUPNC**



Oro ossidato / Oxidised Gold

Profilo 2 m  
**PLUPOC**

Profilo 3 m  
**PLUPBC3**

Profilo 3 m  
**PLUPNC3**

Profilo 3 m  
**PLUPOC3**

TESTATE TERMINALI (2 pz)  
END CAPS (2 pcs)



Bianco opaco / Matt White

**PLUTCB**



Nero opaco / Matt Black

**PLUTCN**



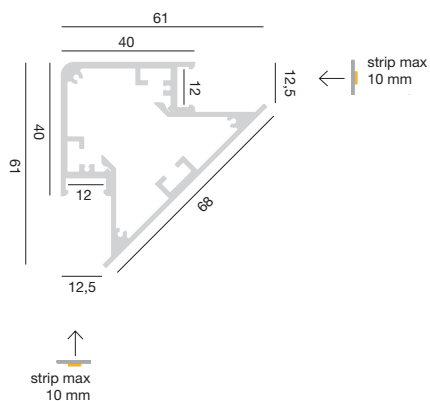
Oro ossidato / Oxidised Gold

**PLUTCO**

## LUBIANA D


KIT PROFILO E DIFFUSORE 2m o 3 m  
PROFILE AND DIFFUSER kit 2m o 3 m

Strip LED non include  
Strip LED not included




Bianco opaco / Matt White

Profilo 2 m  
**PLUPBD**



Nero opaco / Matt Black

Profilo 2 m  
**PLUPND**



Oro ossidato / Oxidised Gold

Profilo 2 m  
**PLUPOD**

Profilo 3 m  
**PLUPBD3**

Profilo 3 m  
**PLUPND3**

Profilo 3 m  
**PLUPOD3**

TESTATE TERMINALI (2 pz)  
END CAPS (2 pcs)



Bianco opaco / Matt White

**PLUTDB**



Nero opaco / Matt Black

**PLUTDN**



Oro ossidato / Oxidised Gold

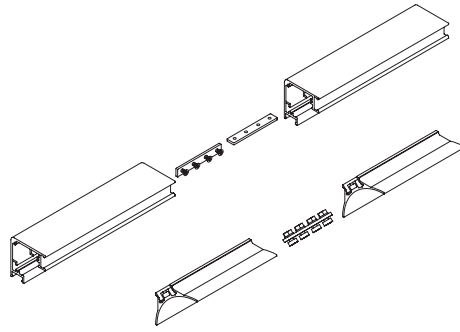
**PLUTDO**

# ACCESSORI / ACCESSORIES

## LUBIANA

KIT GIUNZIONE LINEARE

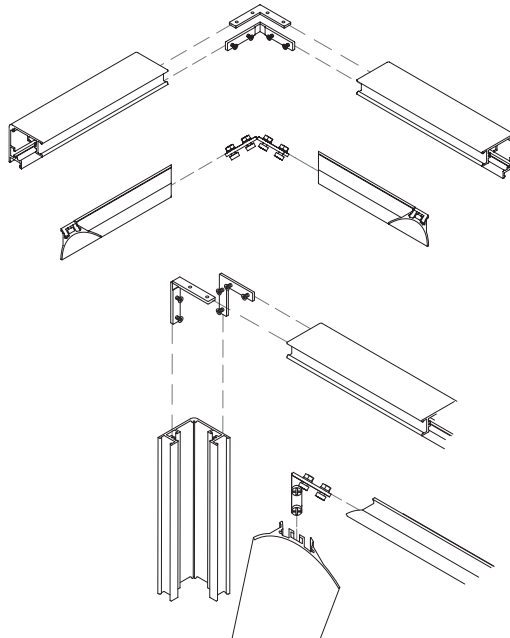
LINEAR JUNCTION KIT



Argento / Silver  
**PLUKIL**

KIT GIUNZIONE ANGOLO

CORNER JUNCTION KIT



Argento / Silver  
**PLUKIA**



# STRIP LED

## ANGOLARE / ANGULAR

### STRIP LED 10 mm

24Vdc

IP20

Per - for:  
AVANA  
LUBIANA C  
LUBIANA D

	CODE	CCT	FLUX / m
11W/m	<b>GST141C</b>	3000K	1413lm
SMD 2835	<b>GST141N</b>	4000K	1481lm
140 LED/m			
CRI >80			
pag. 360			
4,8W/m	<b>GST110C</b>	3000K	620lm
SMD 2835	<b>GST110N</b>	4000K	683lm
70 LED/m			
CRI >80			
pag. 361			
9,6W/m	<b>GST120C</b>	3000K	1280lm
SMD 2835	<b>GST120N</b>	4000K	1316lm
140 LED/m			
CRI >80			
pag. 361			
12W/m	<b>GST170C</b>	3000K	1371lm
SMD 2835	<b>GST170N</b>	4000K	1582lm
128 LED/m			
CRI >90			
pag. 362			
14,4W/m	<b>GST161C</b>	3000K	1750lm
SMD 2835	<b>GST161N</b>	4000K	1816lm
140 LED/m			
CRI >80			
pag. 363			
18W/m	<b>GST151H</b>	2700K	2461lm
SMD 2835	<b>GST151C</b>	3000K	2705lm
192 LED/m	<b>GST151N</b>	4000K	2712lm
CRI >80			
pag. 363			
19,2W/m	<b>GST140C</b>	3000K	2418lm
SMD 2835	<b>GST140N</b>	4000K	2532lm
140 LED/m			
CRI >80			
pag. 364			
19,2W/m	<b>GST172C</b>	3000K	2356lm
SMD 2835	<b>GST172N</b>	4000K	2500lm
240 LED/m			
CRI >90			
pag. 365			
22W/m	<b>GST173C</b>	3000K	2633lm
SMD 2835	<b>GST173N</b>	4000K	2976lm
240 LED/m			
CRI >90			
pag. 365			
<b>RGB</b>	<b>GST165R</b>	RGB	844lm
19W/m			
SMD 3535			
120 LED/m			
pag. 368			

	CODE	CCT	FLUX / m
18W/m	<b>GST160C</b>	3000K	2498lm
SMD 2216	<b>GST160N</b>	4000K	2612lm
240 LED/m			
CRI >80			
pag. 360			
8W/m	<b>GST143C</b>	3000K	870lm
COBLED	<b>GST143N</b>	4000K	880lm
320 LED/m			
CRI >80			
pag. 361			
12W/m	<b>GST150H</b>	2700K	1623lm
SMD 2835	<b>GST150C</b>	3000K	1792lm
128 LED/m	<b>GST150N</b>	4000K	1972lm
CRI >80			
pag. 362			
14,4W/m	<b>GST130C</b>	3000K	1553lm
SMD 2835	<b>GST130N</b>	4000K	1660lm
70 LED/m			
CRI >80			
pag. 362			
15W/m	<b>GST144C</b>	3000K	1580lm
COBLED	<b>GST144N</b>	4000K	1650lm
528 LED/m			
CRI >80			
pag. 363			
18W/m	<b>GST171C</b>	3000K	2158lm
SMD 2835	<b>GST171N</b>	4000K	2207lm
192 LED/m			
CRI >90			
pag. 364			
19,2W/m	<b>GST162C</b>	3000K	2713lm
SMD 2835	<b>GST162N</b>	4000K	2894lm
240 LED/m			
CRI >80			
pag. 364			
22W/m	<b>GST163H</b>	2700K	2989lm
SMD 2835	<b>GST163C</b>	3000K	3107lm
240 LED/m	<b>GST163N</b>	4000K	3364lm
CRI >80			
pag. 365			
<b>RGB</b>	<b>GST062R</b>	RGB	max 450lm
14,4W/m			
SMD 5050			
60 LED/m			
pag. 368			

## STRIP LED 10 mm

24Vdc

IP65 IP66 Partlene

Per - for:  
AVANA  
LUBIANA C  
LUBIANA D

	CODE	CCT	FLUX / m
10W/m	<b>GST166C</b>	3000K	1221lm
SMD 2835	<b>GST166N</b>	4000K	1250lm
70 LED/m			
CRI >80			
pag. 366			
IP65 waterproof - Silicone			
14,4W/m	<b>GST182C</b>	3000K	1735lm
SMD 2835	<b>GST182N</b>	4000K	1854lm
140 LED/m			
CRI >80			
18W/m	<b>GST154C</b>	3000K	2568lm
SMD 2835	<b>GST154N</b>	4000K	2712lm
192 LED/m			
CRI >80			
pag. 367			
<b>RGB</b>	<b>GST185R</b>	RGB	843lm
19W/m			
SMD 3535			
120 LED/m			
pag. 369			

	CODE	CCT	FLUX / m
12W/m	<b>GST181C</b>	3000K	1790lm
SMD 2835	<b>GST181N</b>	4000K	1878lm
128 LED/m			
CRI >80			
pag. 366			
22W/m	<b>GST183C</b>	3000K	3107lm
SMD 2835	<b>GST183N</b>	4000K	3356lm
240 LED/m			
CRI >80			
pag. 367			
<b>IP65</b>			
11W/m	<b>GST180C</b>	3000K	1409lm
SMD 2835	<b>GST180N</b>	4000K	1445lm
140 LED/m			
CRI >80			
pag. 366			

## STRIP LED 12 mm

**RGB**

24Vdc

Per - for:  
AVANA  
LUBIANA C  
LUBIANA D

	CODE	CCT	FLUX / m
<b>RGB + W</b>	<b>GST061R</b>	RGB + 4000K	660lm
14,4W/m			
SMD 5050	<b>IP20</b>		
60 LED/m			
pag. 368			
<b>RGB</b>	<b>GST185R</b>	RGB	843lm
19W/m			
SMD 3535	<b>IP66</b>		
120 LED/m			
pag. 369			

	CODE	CCT	FLUX / m
<b>RGB</b>	<b>GST164R</b>	RGB	1010lm
21W/m			
SMD 3535	<b>IP20</b>		
240 LED/m			
pag. 368			
<b>RGB</b>	<b>GST184R</b>	RGB	1005lm
21W/m			
SMD 3535	<b>IP66</b>		
240 LED/m			
pag. 369			



■ APPLIQUE / WALL LIGHT



# TIRANA

Sistema modulare in alluminio estruso sezionabile per installazione a plafone su parete.

Disponibile in due misure (2 m o 3 m). Incluso di diffusore in policarbonato bianco opaco ad incastro. Illuminazione indiretta.

Colori disponibili: bianco opaco o nero opaco.

Possibilità di inserire alimentatori slim (GSTT47, GSTT48, GSTT49, GSTT50 e GSTT51) all'interno del profilo.

Strip LED, alimentatori, accessori per giunzione, sospensione e chiusura da ordinare separatamente.

Sectionable extruded aluminum modular system for surface mounting on walls.

Available in two sizes (2 m or 3 m). Including interlocking matt white polycarbonate diffuser. Indirect lighting.

Available colours: matt white or matt black.

Possible to insert slim power supplies (GSTT47, GSTT48, GSTT49, GSTT50 and GSTT51) inside the profile.

LED strips, power supplies, jointing, suspension and closing accessories to be ordered separately.

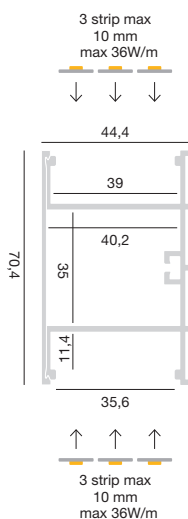
## TIRANA

KIT PROFILO E DIFFUSORE 2 m o 3 m

PROFILE AND DIFFUSER kit 2 m o 3 m

Strip LED non include


Strip LED not included



Bianco opaco / Matt White

Profilo 2 m

**GTIPB2**



Nero opaco / Matt Black

Profilo 2 m

**GTIPN2**

Profilo 3 m


**GTIPB3**

Profilo 3 m

**GTIPN3**


TESTATE TERMINALI (2 pz)

END CAPS (2 pcs)



Bianco opaco / Matt White

**GTITB1**



Nero opaco / Matt Black

**GTITN1**



### CONDIZIONI DI VENDITA:

per ordini di profili inferiori a 4 pezzi assortiti (escluso i profili ad incasso con cartongesso incluso) verrà applicata una spesa di fuori imballo di € 10.

Per ordini di profili uguali o superiori a 4 pezzi assortiti (escluso i profili con cartongesso incluso) non verrà applicata nessuna spesa di fuori imballo.

### SALES CONDITIONS:

for profiles orders with less than 4 assorted pieces (excluding recessed profiles with integrated plasterboard) a packaging charge of € 10 will be applied.

For profiles orders with equal to or more than 4 assorted pieces (excluding recessed profiles with integrated plasterboard) no packaging charges will be applied.





# RIGA AF

Sistema modulare in alluminio estruso sezionabile per installazione a plafone su parete. Incluso di diffusori in policarbonato bianco opaco ad incastro. Illuminazione indiretta. Colori disponibili: bianco opaco o nero opaco.

Strip LED con alimentatore installato in remoto, accessori per giunzione e chiusura da ordinare separatamente.

Sectionable extruded aluminum modular system for mounting on walls including snap-in matt white polycarbonate diffusers. Indirect lighting. Available colours: matt white or matt black.


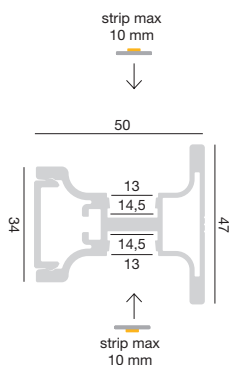
LED strip with remote installed power supply, accessories for joint and closure to be ordered separately.

## RIGA AF


KIT PROFILO E DIFFUSORE 2 m

PROFILE AND DIFFUSER kit 2 m

Strip LED non include  
Strip LED not included



Bianco opaco / Matt White  
**PRIACFB**



Nero opaco / Matt Black  
**PRIACFN**

TESTATE TERMINALI (2 pz)

END CAPS (2 pcs)



Bianco opaco / Matt White  
**PRITAFB**



Nero opaco / Matt Black  
**PRITAFN**



### CONDIZIONI DI VENDITA:

per ordini di profili inferiori a 4 pezzi assortiti (escluso i profili ad incasso con cartongesso incluso) verrà applicata una spesa di fuori imballo di € 10.  
Per ordini di profili uguali o superiori a 4 pezzi assortiti (escluso i profili con cartongesso incluso) non verrà applicata nessuna spesa di fuori imballo.

### SALES CONDITIONS:

for profiles orders with less than 4 assorted pieces (excluding recessed profiles with integrated plasterboard) a packaging charge of € 10 will be applied.  
For profiles orders with equal to or more than 4 assorted pieces (excluding recessed profiles with integrated plasterboard) no packaging charges will be applied.

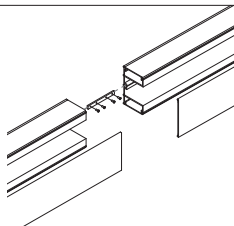


## ACCESSORI / ACCESSORIES

## TIRANA

Giunzione piccola lineare

Small linear joints

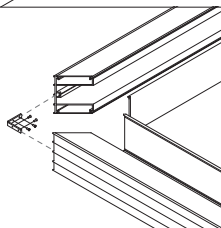


Argento / Silver

**PGILP1**

Giunzione piccola piegata

Small bent joint

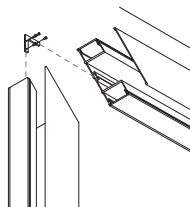


Argento / Silver

**PGIPP1**

Giunzione piccola angolo

Small corner junction

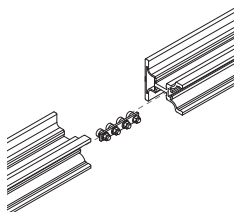


Argento / Silver

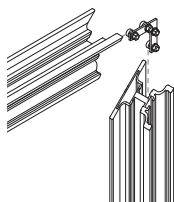
**PGIAP1**

## ACCESSORI / ACCESSORIES

## RIGA AF

Giunzione grande lineare  
passanteLarge thought linear  
joints

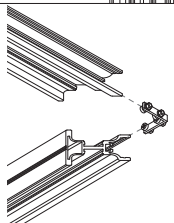
Argento / Silver

**PGILGP**Giunzione grande  
angolo passanteLarge thought corner  
junction

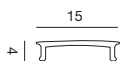
Argento / Silver

**PGIAGP**Giunzione grande  
piegata passante

Large thought bent joint



Argento / Silver

**PGIPGP**COVER IN ROTOLO  
ROLL COVER

Rotolo cover / cover roll 2 m

**CDIF03**

Rotolo cover / cover roll 5,2 m

**PCO01**

Rotolo cover / cover roll 10 m

**PCO03**



# STRIP LED

## APPLIQUE / WALL LIGHT

### STRIP LED 10 mm

24Vdc

IP20

Per - for:  
TIRANA  
RIGA AF

	CODE	CCT	FLUX / m
11W/m	<b>GST141C</b>	3000K	1413lm
SMD 2835	<b>GST141N</b>	4000K	1481lm
140 LED/m			
CRI >80			
pag. 360			
4,8W/m	<b>GST110C</b>	3000K	620lm
SMD 2835	<b>GST110N</b>	4000K	683lm
70 LED/m			
CRI >80			
pag. 361			
9,6W/m	<b>GST120C</b>	3000K	1280lm
SMD 2835	<b>GST120N</b>	4000K	1316lm
140 LED/m			
CRI >80			
pag. 361			
12W/m	<b>GST170C</b>	3000K	1371lm
SMD 2835	<b>GST170N</b>	4000K	1582lm
128 LED/m			
CRI >90			
pag. 362			
14,4W/m	<b>GST161C</b>	3000K	1750lm
SMD 2835	<b>GST161N</b>	4000K	1816lm
140 LED/m			
CRI >80			
pag. 363			
18W/m	<b>GST151H</b>	2700K	2461lm
SMD 2835	<b>GST151C</b>	3000K	2705lm
192 LED/m	<b>GST151N</b>	4000K	2712lm
CRI >80			
pag. 363			
19,2W/m	<b>GST140C</b>	3000K	2418lm
SMD 2835	<b>GST140N</b>	4000K	2532lm
140 LED/m			
CRI >80			
pag. 364			
19,2W/m	<b>GST172C</b>	3000K	2356lm
SMD 2835	<b>GST172N</b>	4000K	2500lm
240 LED/m			
CRI >90			
pag. 365			
22W/m	<b>GST173C</b>	3000K	2633lm
SMD 2835	<b>GST173N</b>	4000K	2976lm
240 LED/m			
CRI >90			
pag. 365			
<b>RGB</b>	<b>GST165R</b>	RGB	844lm
19W/m			
SMD 3535			
120 LED/m			
pag. 368			

	CODE	CCT	FLUX / m
18W/m	<b>GST160C</b>	3000K	2498lm
SMD 2216	<b>GST160N</b>	4000K	2612lm
240 LED/m			
CRI >80			
pag. 360			
8W/m	<b>GST143C</b>	3000K	870lm
COBLED	<b>GST143N</b>	4000K	880lm
320 LED/m			
CRI >80			
pag. 361			
12W/m	<b>GST150H</b>	2700K	1623lm
SMD 2835	<b>GST150C</b>	3000K	1792lm
128 LED/m	<b>GST150N</b>	4000K	1972lm
CRI >80			
pag. 362			
14,4W/m	<b>GST130C</b>	3000K	1553lm
SMD 2835	<b>GST130N</b>	4000K	1660lm
70 LED/m			
CRI >80			
pag. 362			
15W/m	<b>GST144C</b>	3000K	1580lm
COBLED	<b>GST144N</b>	4000K	1650lm
528 LED/m			
CRI >80			
pag. 363			
18W/m	<b>GST171C</b>	3000K	2158lm
SMD 2835	<b>GST171N</b>	4000K	2207lm
192 LED/m			
CRI >90			
pag. 364			
19,2W/m	<b>GST162C</b>	3000K	2713lm
SMD 2835	<b>GST162N</b>	4000K	2894lm
240 LED/m			
CRI >80			
pag. 364			
22W/m	<b>GST163H</b>	2700K	2989lm
SMD 2835	<b>GST163C</b>	3000K	3107lm
240 LED/m	<b>GST163N</b>	4000K	3364lm
CRI >80			
pag. 365			
<b>RGB</b>	<b>GST062R</b>	RGB	max 450lm
14,4W/m			
SMD 5050			
60 LED/m			
pag. 368			

## STRIP LED 10 mm

24Vdc

IP65 IP66 Partlene

Per - for:  
TIRANA  
RIGA AF

	CODE	CCT	FLUX / m
10W/m	<b>GST166C</b>	3000K	1221lm
SMD 2835	<b>GST166N</b>	4000K	1250lm

70 LED/m  
CRI >80  
pag. 366  
IP65 waterproof - Silicone

14,4W/m	<b>GST182C</b>	3000K	1735lm
SMD 2835	<b>GST182N</b>	4000K	1854lm

140 LED/m  
CRI >80

18W/m	<b>GST154C</b>	3000K	2568lm
SMD 2835	<b>GST154N</b>	4000K	2712lm

192 LED/m  
CRI >80  
pag. 367

<b>RGB</b>	<b>GST185R</b>	RGB	843lm
------------	----------------	-----	-------

19W/m  
SMD 3535  
120 LED/m  
pag. 369

	CODE	CCT	FLUX / m
12W/m	<b>GST181C</b>	3000K	1790lm
SMD 2835	<b>GST181N</b>	4000K	1878lm

128 LED/m  
CRI >80  
pag. 366

22W/m	<b>GST183C</b>	3000K	3107lm
SMD 2835	<b>GST183N</b>	4000K	3356lm

240 LED/m  
CRI >80  
pag. 367

IP65

11W/m	<b>GST180C</b>	3000K	1409lm
SMD 2835	<b>GST180N</b>	4000K	1445lm

140 LED/m  
CRI >80  
pag. 366

## STRIP LED 12 mm

**RGB**

24Vdc

Per - for:  
TIRANA  
RIGA AF

	CODE	CCT	FLUX / m
<b>RGB + W</b>	<b>GST061R</b>	RGB + 4000K	660lm

14,4W/m  
SMD 5050  
60 LED/m  
pag. 368

IP20

<b>RGB</b>	<b>GST185R</b>	RGB	843lm
------------	----------------	-----	-------

19W/m  
SMD 3535  
120 LED/m  
pag. 369

IP66

	CODE	CCT	FLUX / m
<b>RGB</b>	<b>GST164R</b>	RGB	1010lm

21W/m  
SMD 3535  
240 LED/m  
pag. 368

IP20

<b>RGB</b>	<b>GST063R</b>	RGB	max 415lm
------------	----------------	-----	--------------

14,4W/m  
SMD 5050  
60 LED/m  
pag. 369

IP67

## STRIP LED 12 mm

220-240Vdc

Per - for:  
TIRANA


	CODE	CCT	FLUX / m
15W/m	<b>GST190C</b>	3000K	1394lm
SMD 2835	<b>GST190N</b>	4000K	1458lm

120 LED/m  
CRI >80  
pag. 384

IP65







■ INCASSO / RECESSED

# ROMA

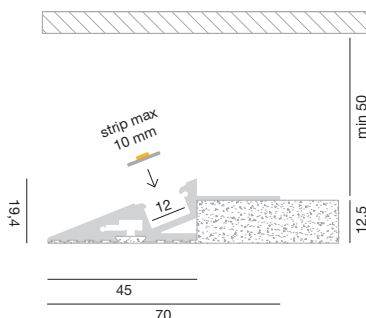
Sistema modulare in alluminio estruso sezionabile per installazione ad incasso veletta su cartongesso a scomparsa totale. Incluso di diffusore in policarbonato bianco opaco ad incastro. Illuminazione indiretta. Colori disponibili: bianco opaco. Strip LED con alimentatore installato in remoto, accessori per giunzione, fissaggio e chiusura da ordinare separatamente.

Sectionable extruded aluminum modular system for recessed installation on fully concealed plasterboard. Including interlocking matt white polycarbonate diffuser. Indirect lighting. Available colours: matt white. LED strip with remotely installed power supply, accessories for joining, fixing and closing to be ordered separately.

## ROMA

### KIT PROFILO E DIFFUSORE 2 m PROFILE AND DIFFUSER kit 2 m

Strip LED non include  
Strip LED not included



Bianco opaco / Matt White  
**GROPB1**

### TESTATE TERMINALI (2 pz) END CAPS (2 pcs)



Bianco opaco / Matt White  
**GROTB1**

#### CONDIZIONI DI VENDITA:

per ordini di profili inferiori a 4 pezzi assortiti (escluso i profili ad incasso con cartongesso incluso) verrà applicata una spesa di fuori imballo di € 10. Per ordini di profili uguali o superiori a 4 pezzi assortiti (escluso i profili con cartongesso incluso) non verrà applicata nessuna spesa di fuori imballo.

#### SALES CONDITIONS:

for profiles orders with less than 4 assorted pieces (excluding recessed profiles with integrated plasterboard) a packaging charge of € 10 will be applied. For profiles orders with equal to or more than 4 assorted pieces (excluding recessed profiles with integrated plasterboard) no packaging charges will be applied.



# OTTAWA

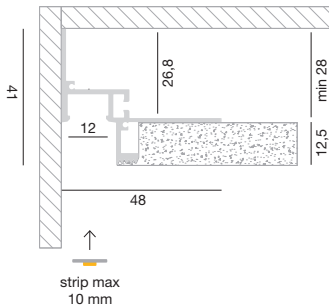
Sistema modulare in alluminio estruso sezionabile per installazione ad incasso perimetrale su cartongesso a scomparsa totale. Incluso di diffusore in policarbonato bianco opaco ad incastro. Illuminazione indiretta. Colori disponibili: bianco opaco. Strip LED con alimentatore installato in remoto, accessori per giunzione, fissaggio e chiusura da ordinare separatamente.

Sectionable extruded aluminum modular system for perimeter recessed installation on fully concealed plasterboard. Including interlocking matt white polycarbonate diffuser. Indirect lighting. Available colours: matt white. LED strip with remotely installed power supply, accessories for joining, fixing and closing to be ordered separately.

## OTTAWA

### KIT PROFILO E DIFFUSORE 2 m PROFILE AND DIFFUSER kit 2 m

Strip LED non include  
Strip LED not included



Bianco opaco / Matt White

**GOTPB1**

### TESTATE TERMINALI (2 pz) END CAPS (2 pcs)



Bianco opaco / Matt White

**GOTTB1**

#### CONDIZIONI DI VENDITA:

per ordini di profili inferiori a 4 pezzi assortiti (escluso i profili ad incasso con cartongesso incluso) verrà applicata una spesa di fuori imballo di € 10. Per ordini di profili uguali o superiori a 4 pezzi assortiti (escluso i profili con cartongesso incluso) non verrà applicata nessuna spesa di fuori imballo.

#### SALES CONDITIONS:

for profiles orders with less than 4 assorted pieces (excluding recessed profiles with integrated plasterboard) a packaging charge of € 10 will be applied. For profiles orders with equal to or more than 4 assorted pieces (excluding recessed profiles with integrated plasterboard) no packaging charges will be applied.



# PRAGA

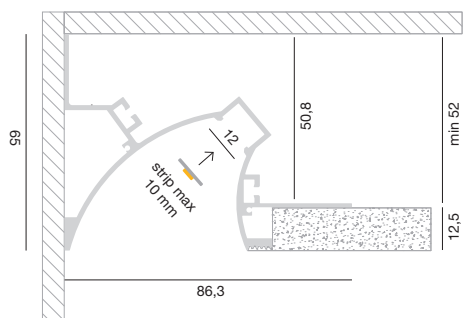
Sistema modulare in alluminio estruso sezionabile per installazione ad incasso perimetrale su cartongesso a scomparsa totale. Incluso di diffusore in policarbonato bianco opaco ad incastro. Illuminazione indiretta. Colori disponibili: bianco opaco. Strip LED con alimentatore installato in remoto, accessori per giunzione, fissaggio e chiusura da ordinare separatamente.

Sectionable extruded aluminum modular system for perimeter recessed installation on fully concealed plasterboard. Including interlocking matt white polycarbonate diffuser. Indirect lighting. Available colours: matt white. LED strip with remotely installed power supply, accessories for joining, fixing and closing to be ordered separately.

## PRAGA

KIT PROFILO E DIFFUSORE 2 m  
PROFILE AND DIFFUSER kit 2 m

Strip LED non include  
Strip LED not included



Bianco opaco / Matt White

**GPRPB1**

TESTATE TERMINALI (2 pz)  
END CAPS (2 pcs)



Bianco opaco / Matt White

**GPRTB1**

### CONDIZIONI DI VENDITA:

per ordini di profili inferiori a 4 pezzi assortiti (escluso i profili ad incasso con cartongesso incluso) verrà applicata una spesa di fuori imballo di € 10. Per ordini di profili uguali o superiori a 4 pezzi assortiti (escluso i profili con cartongesso incluso) non verrà applicata nessuna spesa di fuori imballo.

### SALES CONDITIONS:

for profiles orders with less than 4 assorted pieces (excluding recessed profiles with integrated plasterboard) a packaging charge of € 10 will be applied. For profiles orders with equal to or more than 4 assorted pieces (excluding recessed profiles with integrated plasterboard) no packaging charges will be applied.



# LIVERPOOL R

Sistema modulare in alluminio estruso sezionabile per installazione ad incasso su cartongesso o laterizio a scomparsa totale e con diffusore rientrato di 20mm. Incluso di diffusore trasparente usa e getta per rasatura e pittura e diffusore in policarbonato bianco opaco ad incastro. Illuminazione diretta.

Colori disponibili: bianco opaco o nero opaco.

Strip LED con alimentatore installato in remoto, accessori per giunzione, fissaggio e chiusura da ordinare separatamente.

Sectionable extruded aluminum modular system for completely concealed recessed installation on plasterboard or brickwork and with 20mm diffuser included. Including disposable transparent diffuser for shaving and painting and snap-in matt white polycarbonate diffuser. Direct lighting.

Available colours: matt white or matt black.

LED strip with remote installed power supply, accessories for joint, fixing and closure to be ordered separately.



#### CONDIZIONI DI VENDITA:

per ordini di profili inferiori a 4 pezzi assortiti (escluso i profili ad incasso con cartongesso incluso) verrà applicata una spesa di fuori imballo di € 10.  
Per ordini di profili uguali o superiori a 4 pezzi assortiti (escluso i profili con cartongesso incluso) non verrà applicata nessuna spesa di fuori imballo.

#### SALES CONDITIONS:

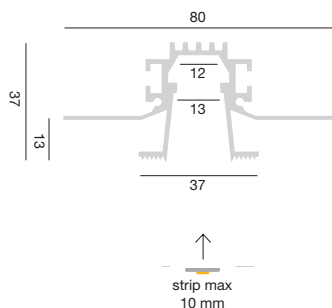
for profiles orders with less than 4 assorted pieces (excluding recessed profiles with integrated plasterboard) a packaging charge of € 10 will be applied.  
For profiles orders with equal to or more than 4 assorted pieces (excluding recessed profiles with integrated plasterboard) no packaging charges will be applied.




## LIVERPOOL RP

KIT PROFILO E DIFFUSORE 2 m  
PROFILE AND DIFFUSER kit 2 m

Strip LED non include  
Strip LED not included



Bianco opaco / Matt White  
**PLIPRBP**



Nero opaco / Matt Black  
**PLIPRNP**

TESTATE TERMINALI (2 pz)  
END CAPS (2 pcs)



Bianco opaco / Matt White  
**PLITRBP**

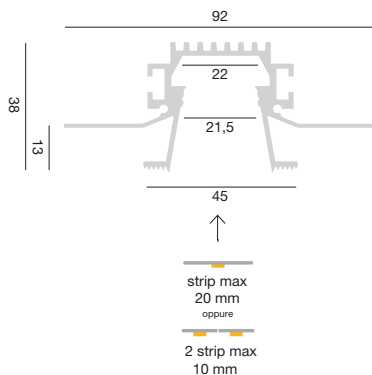


Nero opaco / Matt Black  
**PLITRNP**

## LIVERPOOL RG

KIT PROFILO E DIFFUSORE 2 m  
PROFILE AND DIFFUSER kit 2 m

Strip LED non include  
Strip LED not included



Bianco opaco / Matt White  
**PLIPRBG**



Nero opaco / Matt Black  
**PLIPRNG**

TESTATE TERMINALI (2 pz)  
END CAPS (2 pcs)



Bianco opaco / Matt White  
**PLITRBG**



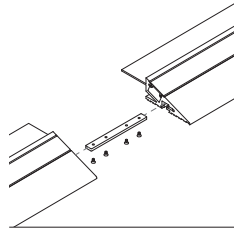
Nero opaco / Matt Black  
**PLITRNG**

# ACCESSORI / ACCESSORIES

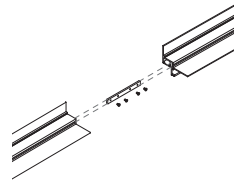
## ROMA / OTTAWA / PRAGA

Giunzione piccola lineare  
Small linear joints

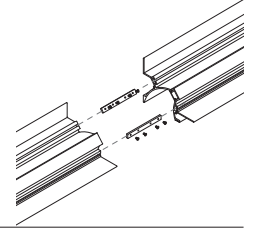
Argento / Silver  
**PGILP1**



ROMA



OTTAWA

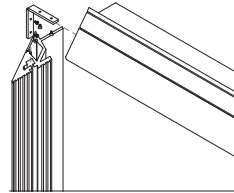


PRAGA

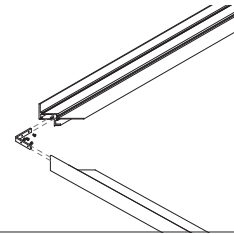
Acquistare 2 PGILP1 per l'installazione PRAGA  
Purchase 2 PGILP1 for the PRAGA installation

Giunzione piccola piegata  
Small bent joint

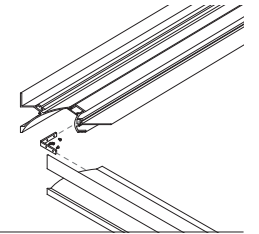
Argento / Silver  
**PGIPP1**



ROMA



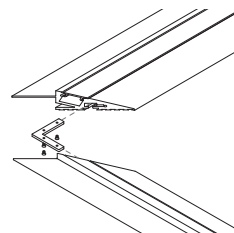
OTTAWA



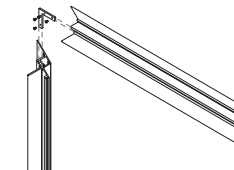
PRAGA

Giunzione piccola angolo  
Small corner junction

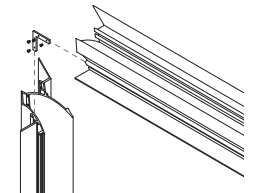
Argento / Silver  
**PGIAP1**



ROMA



OTTAWA



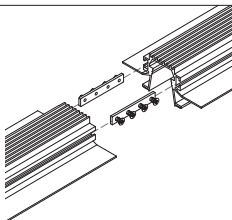
PRAGA

## ACCESSORI / ACCESSORIES

## LIVERPOOL RP - RG

Giunzione grande lineare  
Large linear joints

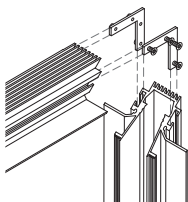
Acquistare 2 PGILG1  
per questa installazione  
Purchase 2 PGILG1  
for this installation



Argento / Silver  
**PGILG1**

Giunzione grande angolo  
Large corner junction

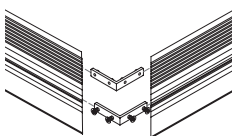
Acquistare 2 PGIAG1  
per questa installazione  
Purchase 2 PGIAG1  
for this installation




Argento / Silver  
**PGIAG1**

Giunzione grande piegata  
Large bent joint

Acquistare 2 PGIPG1  
per questa installazione  
Purchase 2 PGIPG1  
for this installation

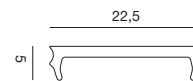


Argento / Silver  
**PGIPG1**

COVER IN ROTOLO  
ROLL COVER

Cover per / for  
LIVERPOOL RP

Rotolo / roll 2 m  
**CDIF03**



Cover per / for  
LIVERPOOL RG

Rotolo / roll 2 m  
**CDIF05**

Rotolo / roll 5,2 m  
**PCO01**

Rotolo / roll 5,2 m  
**PCO02**

Rotolo / roll 10 m  
**PCO03**

Rotolo / roll 10 m  
**PCO04**

Chiave per fissaggio profilo  
LIVERPOOL RP

Key for fixing profiles  
LIVERPOOL RP



Argento / Silver  
**PLIKM1**

Chiave per fissaggio profilo  
LIVERPOOL RG

Key for fixing profiles  
LIVERPOOL RG



Argento / Silver  
**PLIKG1**

# STRIP LED

## INCASSO / RECESSED

### STRIP LED 10 mm

24Vdc

IP20

Per - for:

ROMA

OTTAWA

PRAGA

LIVERPOOL RP

LIVERPOOL RG

	CODE	CCT	FLUX / m
11W/m	<b>GST141C</b>	3000K	1413lm
SMD 2835	<b>GST141N</b>	4000K	1481lm
140 LED/m			
CRI >80			
pag. 360			
4,8W/m	<b>GST110C</b>	3000K	620lm
SMD 2835	<b>GST110N</b>	4000K	683lm
70 LED/m			
CRI >80			
pag. 361			
9,6W/m	<b>GST120C</b>	3000K	1280lm
SMD 2835	<b>GST120N</b>	4000K	1316lm
140 LED/m			
CRI >80			
pag. 361			
12W/m	<b>GST170C</b>	3000K	1371lm
SMD 2835	<b>GST170N</b>	4000K	1582lm
128 LED/m			
CRI >90			
pag. 362			
14,4W/m	<b>GST161C</b>	3000K	1750lm
SMD 2835	<b>GST161N</b>	4000K	1816lm
140 LED/m			
CRI >80			
pag. 363			
18W/m	<b>GST151H</b>	2700K	2461lm
SMD 2835	<b>GST151C</b>	3000K	2705lm
192 LED/m	<b>GST151N</b>	4000K	2712lm
CRI >80			
pag. 363			
19,2W/m	<b>GST140C</b>	3000K	2418lm
SMD 2835	<b>GST140N</b>	4000K	2532lm
140 LED/m			
CRI >80			
pag. 364			
19,2W/m	<b>GST172C</b>	3000K	2356lm
SMD 2835	<b>GST172N</b>	4000K	2500lm
240 LED/m			
CRI >90			
pag. 365			
22W/m	<b>GST173C</b>	3000K	2633lm
SMD 2835	<b>GST173N</b>	4000K	2976lm
240 LED/m			
CRI >90			
pag. 365			
<b>RGB</b>	<b>GST165R</b>	RGB	844lm
19W/m			
SMD 3535			
120 LED/m			
pag. 368			

	CODE	CCT	FLUX / m
18W/m	<b>GST160C</b>	3000K	2498lm
SMD 2216	<b>GST160N</b>	4000K	2612lm
240 LED/m			
CRI >80			
pag. 360			
8W/m	<b>GST143C</b>	3000K	870lm
COBLED	<b>GST143N</b>	4000K	880lm
320 LED/m			
CRI >80			
pag. 361			
12W/m	<b>GST150H</b>	2700K	1623lm
SMD 2835	<b>GST150C</b>	3000K	1792lm
128 LED/m	<b>GST150N</b>	4000K	1972lm
CRI >80			
pag. 362			
14,4W/m	<b>GST130C</b>	3000K	1553lm
SMD 2835	<b>GST130N</b>	4000K	1660lm
70 LED/m			
CRI >80			
pag. 362			
15W/m	<b>GST144C</b>	3000K	1580lm
COBLED	<b>GST144N</b>	4000K	1650lm
528 LED/m			
CRI >80			
pag. 363			
18W/m	<b>GST171C</b>	3000K	2158lm
SMD 2835	<b>GST171N</b>	4000K	2207lm
192 LED/m			
CRI >90			
pag. 364			
19,2W/m	<b>GST162C</b>	3000K	2713lm
SMD 2835	<b>GST162N</b>	4000K	2894lm
240 LED/m			
CRI >80			
pag. 364			
22W/m	<b>GST163H</b>	2700K	2989lm
SMD 2835	<b>GST163C</b>	3000K	3107lm
240 LED/m	<b>GST163N</b>	4000K	3364lm
CRI >80			
pag. 365			
<b>RGB</b>	<b>GST062R</b>	RGB	max 450lm
14,4W/m			
SMD 5050			
60 LED/m			
pag. 368			

## STRIP LED 10 mm

24Vdc

IP65 IP66 Partlene

Per - for:

ROMA

OTTAWA

PRAGA

LIVERPOOL RP

LIVERPOOL RG

	CODE	CCT	FLUX / m
10W/m	<b>GST166C</b>	3000K	1221lm
SMD 2835	<b>GST166N</b>	4000K	1250lm

70 LED/m

CRI &gt;80

pag. 366

IP65 waterproof - Silicone

14,4W/m	<b>GST182C</b>	3000K	1735lm
SMD 2835	<b>GST182N</b>	4000K	1854lm

140 LED/m

CRI &gt;80

pag. 367

18W/m	<b>GST154C</b>	3000K	2568lm
SMD 2835	<b>GST154N</b>	4000K	2712lm

192 LED/m

CRI &gt;80

pag. 367

<b>RGB</b>	<b>GST185R</b>	RGB	843lm
------------	----------------	-----	-------

19W/m

SMD 3535

120 LED/m

pag. 369

	CODE	CCT	FLUX / m
12W/m	<b>GST181C</b>	3000K	1790lm
SMD 2835	<b>GST181N</b>	4000K	1878lm

128 LED/m

CRI &gt;80

pag. 366

22W/m	<b>GST183C</b>	3000K	3107lm
SMD 2835	<b>GST183N</b>	4000K	3356lm

240 LED/m

CRI &gt;80

pag. 367

IP65

11W/m	<b>GST180C</b>	3000K	1409lm
SMD 2835	<b>GST180N</b>	4000K	1445lm

140 LED/m

CRI &gt;80

pag. 366

## STRIP LED 12 mm

RGB

24Vdc

Per - for:

ROMA

OTTAWA

PRAGA

LIVERPOOL RP

LIVERPOOL RG

	CODE	CCT	FLUX / m
<b>RGB + W</b>	<b>GST061R</b>	RGB + 4000K	660lm

14,4W/m

SMD 5050

60 LED/m

pag. 368

<b>RGB</b>	<b>GST185R</b>	RGB	843lm
------------	----------------	-----	-------

19W/m

SMD 3535

120 LED/m

pag. 369

IP66

	CODE	CCT	FLUX / m
<b>RGB</b>	<b>GST164R</b>	RGB	1010lm

21W/m

SMD 3535

240 LED/m

pag. 368

<b>RGB</b>	<b>GST063R</b>	RGB	max 415lm
------------	----------------	-----	--------------

14,4W/m

SMD 5050

60 LED/m

pag. 369

IP67

## STRIP LED 12 mm

220-240Vdc

Per - for:

LIVERPOOL RP

LIVERPOOL RG

	CODE	CCT	FLUX / m
15W/m	<b>GST190C</b>	3000K	1394lm

SMD 2835

120 LED/m

CRI &gt;80

pag. 384

IP65

<b>GST190N</b>	4000K	1458lm
----------------	-------	--------





■ INCASSI CON CARTONGESSO INTEGRATO  
RECESSED WITH INTEGRATED PLASTERBOARD

# CARRARA

Sistema modulare in alluminio estruso integrato in 2 pannelli di cartongesso di spessore 12,5 mm sezionabile per installazione ad incasso a scomparsa totale. Incluso di diffusore trasparente usa e getta per rasatura e pittura e di diffusore in policarbonato bianco opaco ad incastro.

Illuminazione diretta. Acquistabile solo in confezione da 2 pezzi.

Modular system in extruded aluminum built into 2 plasterboard panels with a thickness of 12.5 mm, sectionable for completely concealed recessed installation. Including transparent disposable diffuser for shaving and painting and snap-in matt white polycarbonate diffuser.

Direct lighting. Available only in packs of 2 pieces.



#### CONDIZIONI DI VENDITA:

per ordini di profili inferiori a 4 pezzi assortiti (escluso i profili ad incasso con cartongesso incluso) verrà applicata una spesa di fuori imballo di € 10.  
Per ordini di profili uguali o superiori a 4 pezzi assortiti (escluso i profili con cartongesso incluso) non verrà applicata nessuna spesa di fuori imballo.

#### SALES CONDITIONS:

for profiles orders with less than 4 assorted pieces (excluding recessed profiles with integrated plasterboard) a packaging charge of € 10 will be applied.  
For profiles orders with equal to or more than 4 assorted pieces (excluding recessed profiles with integrated plasterboard) no packaging charges will be applied.



## CARRARA P

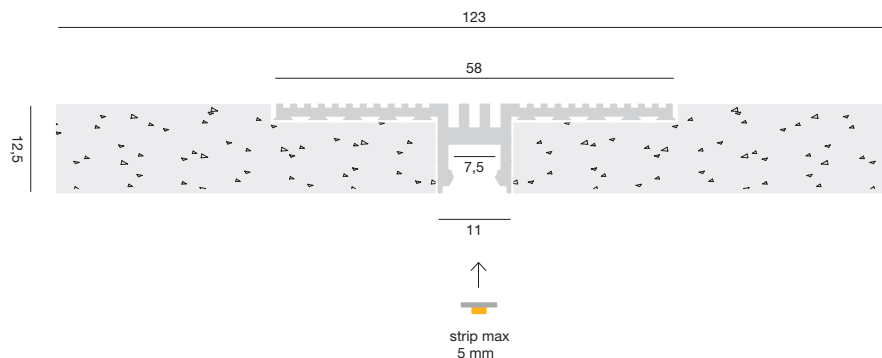
KIT PROFILO E DIFFUSORE 2 m  
PROFILE AND DIFFUSER kit 2 m

Strip LED non include  
Strip LED not included



Argento / Silver

**PCAPA1**



## CARRARA M

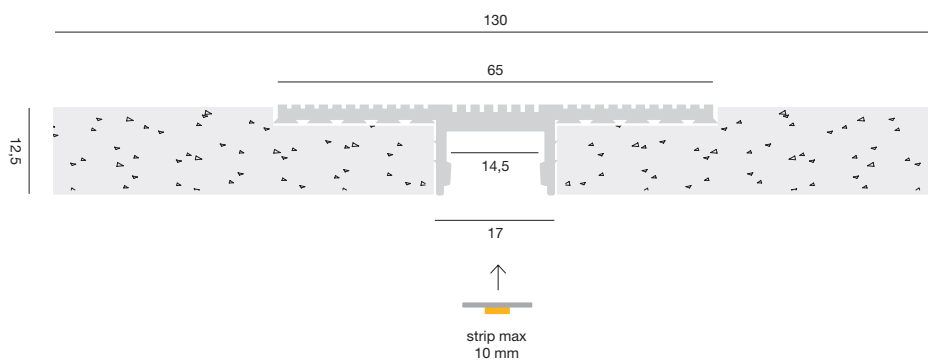
KIT PROFILO E DIFFUSORE 2 m  
PROFILE AND DIFFUSER kit 2 m

Strip LED non include  
Strip LED not included



Argento / Silver

**PCAPA2**



## CARRARA G

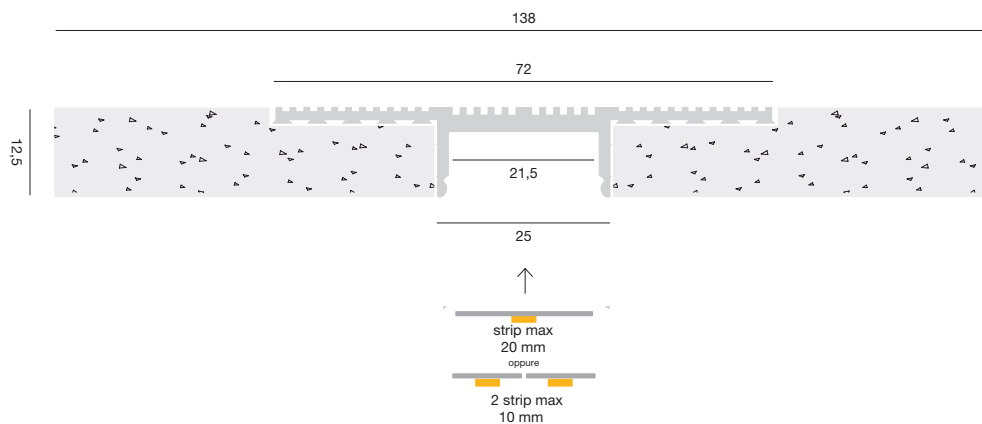
KIT PROFILO E DIFFUSORE 2 m  
PROFILE AND DIFFUSER kit 2 m

Strip LED non include  
Strip LED not included



Argento / Silver

**PCAPA3**



# ACCESSORI / ACCESSORIES

## CARRARA

Raccordi ad L, T ed X per le misure piccolo, medio e grande del profilo Carrara.

Composto da più pezzi separati di profilo integrato in pannelli di cartongesso di spessore 12,5 mm.

Incluso di diffusore trasparente usa e getta per rasatura e pittura e di diffusore in policarbonato bianco opaco ad incastro.

L, T and X-fittings for small, medium and large Carrara profiles.

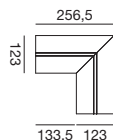
Consisting of several separate profile pieces integrated into 12.5 mm-thick plasterboard panels.

Equipped with disposable transparent diffuser for shaving and painting and snap-in matt white polycarbonate diffuser.

### RACCORDO A L

#### L JOINT

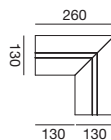
2 pezzi separati  
2 separate pieces



Raccordo piccolo per CARRARA P  
Small joint for CARRARA P

Argento / Silver

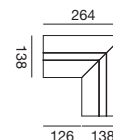
**PCALA1**



A Raccordo medio per CARRARA M  
Medium joint for CARRARA M

Argento / Silver

**PCALA2**



Raccordo grande per CARRARA G  
Large joint for CARRARA G

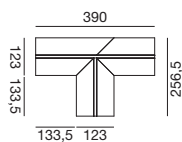
Argento / Silver

**PCALA3**

### RACCORDO A T

#### T JOINT

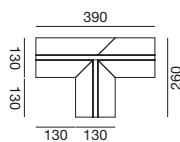
3 pezzi separati  
3 separate pieces



Raccordo piccolo per CARRARA P  
Small joint for CARRARA P

Argento / Silver

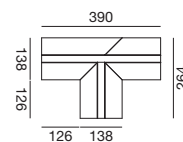
**PCATA1**



A Raccordo medio per CARRARA M  
Medium joint for CARRARA M

Argento / Silver

**PCATA2**



Raccordo grande per CARRARA G  
Large joint for CARRARA G

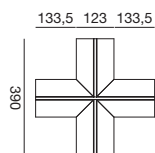
Argento / Silver

**PCATA3**

### RACCORDO A X

#### X JOINT

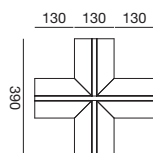
4 pezzi separati  
4 separate pieces



Raccordo piccolo per CARRARA P  
Small joint for CARRARA P

Argento / Silver

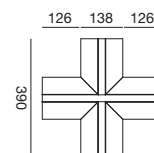
**PCAXA1**



A Raccordo medio per CARRARA M  
Medium joint for CARRARA M

Argento / Silver

**PCAXA2**



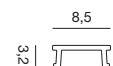

Raccordo grande per CARRARA G  
Large joint for CARRARA G

Argento / Silver

**PCAXA3**

### COVER IN ROTOLO

#### ROLL COVER



Cover per / for CARRARA P

Rotolo / roll 2 m

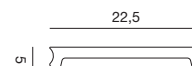
**CDIF01**



Cover per / for CARRARA M

Rotolo / roll 2 m

**CDIF03**



Cover per / for CARRARA G

Rotolo / roll 2 m

**CDIF05**

Rotolo / roll 5,2 m

**PCO01**

Rotolo / roll 5,2 m

**PCO02**

Rotolo / roll 10 m

**PCO03**



Rotolo / roll 10 m

**PCO04**

## INTALLAZIONE / INSTALLATION

### CARRARA

- Inserire il profilo dopo aver realizzato il taglio per la lunghezza desiderata.
  - Stuccare e verniciare utilizzando la cover usa e getta trasparente.
  - Rimuovere la cover usa e getta.
  - Inserire e cablare la strip led.
  - Inserire la cover in policarbonato bianco opaco.
- Cut to the desired length and then insert the profile.
  - Grout and paint using the transparent disposable cover.
  - Remove the disposable cover.
  - Insert and wire the led strip.
  - Insert the matt white polycarbonate cover.



# MASSA

Sistema modulare in alluminio estruso integrato in 1 pannello di cartongesso di spessore 12,5 mm sezionabile per installazione ad incasso a scomparsa totale.

Incluso diffusore in policarbonato bianco opaco ad incastro. Illuminazione diretta.  
Acquistabile solo in confezione da 4 pezzi.

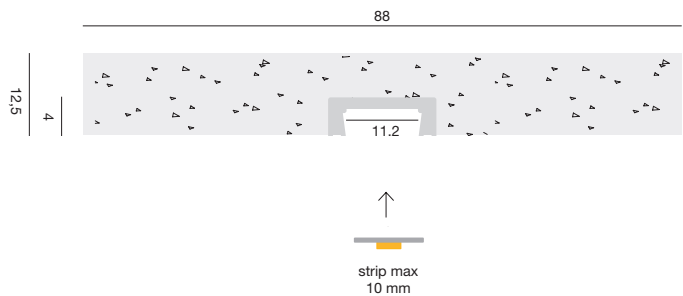

Modular system in extruded aluminum built into 1 plasterboard panel with a thickness of 12.5mm, sectionable for completely concealed recessed installation.

Including snap-in matt white polycarbonate diffuser. Direct lighting.  
Available only in packs of 4 pieces.

## MASSA P

KIT PROFILO E DIFFUSORE 2 m  
PROFILE AND DIFFUSER kit 2 m

Strip LED non include  
Strip LED not included



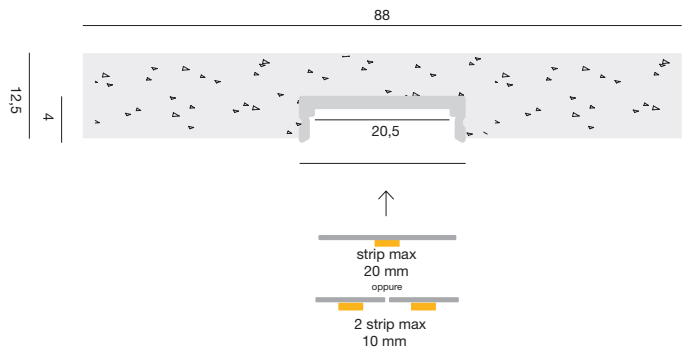

Argento / Silver

**PMAPA1**

## MASSA G

KIT PROFILO E DIFFUSORE 2 m  
PROFILE AND DIFFUSER kit 2 m

Strip LED non include  
Strip LED not included



Argento / Silver

**PMAPA2**

### CONDIZIONI DI VENDITA:

per ordini di profili inferiori a 4 pezzi assortiti (escluso i profili ad incasso con cartongesso incluso) verrà applicata una spesa di fuori imballo di € 10.  
Per ordini di profili uguali o superiori a 4 pezzi assortiti (escluso i profili con cartongesso incluso) non verrà applicata nessuna spesa di fuori imballo.

### SALES CONDITIONS:

for profiles orders with less than 4 assorted pieces (excluding recessed profiles with integrated plasterboard) a packaging charge of € 10 will be applied.  
For profiles orders with equal to or more than 4 assorted pieces (excluding recessed profiles with integrated plasterboard) no packaging charges will be applied.



## ACCESSORI / ACCESSORIES

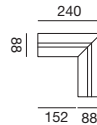
### MASSA

Raccordi ad L, T ed X per le misure piccolo e grande del profilo Massa.  
Composto da più pezzi separati di profilo integrato in pannelli di cartongesso di spessore 12,5 mm.  
Incluso di diffusore in policarbonato bianco opaco ad incastro.

L, T and X-fittings for small and large Massa profiles.  
Consisting of several separate profile pieces integrated into 12.5 mm-thick plasterboard panels.  
Equipped with snap-in matt white polycarbonate diffuser.

#### RACCORDO A L L JOINT

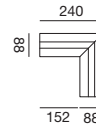
2 pezzi separati  
2 separate pieces



Raccordo piccolo per MASSA P  
Small joint for MASSA P

Argento / Silver

**PMALA1**



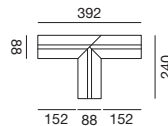
Raccordo grande per MASSA G  
Large joint for MASSA G

Argento / Silver

**PMALA2**

#### RACCORDO A T T JOINT

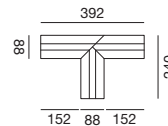
3 pezzi separati  
3 separate pieces



Raccordo piccolo per MASSA P  
Small joint for MASSA P

Argento / Silver

**PMATA1**



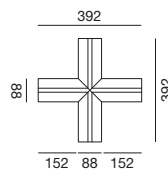
Raccordo grande per MASSA G  
Large joint for MASSA G

Argento / Silver

**PMATA2**

#### RACCORDO A X X JOINT

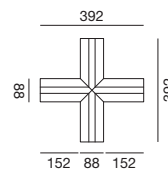
4 pezzi separati  
4 separate pieces



Raccordo piccolo per MASSA P  
Small joint for MASSA P

Argento / Silver

**PMAXA1**

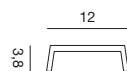


Raccordo grande per MASSA G  
Large joint for MASSA G

Argento / Silver

**PMAXA2**

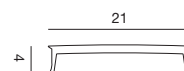
#### COVER IN ROTOLO ROLL COVER



Cover per / for MASSA P

Rotolo / roll 2 m

**GCO01**



Cover per / for MASSA G

Rotolo / roll 2 m

**GCO02**

Rotolo / roll 10 m

**PCO06**

Rotolo / roll 10 m

**PCO07**



## STRIP LED

INCASSI CON CARTONGESSO INTEGRATO / RECESSED WITH INTEGRATED PLASTERBOARD

## STRIP LED 5 mm

24Vdc

IP20

Per - for:  
CARRARA P  
CARRARA M  
CARRARA G  
MASSA P  
MASSA G

	CODE	CCT	FLUX / m
11W/m	<b>GST141C</b>	3000K	1413lm
SMD 2835	<b>GST141N</b>	4000K	1481lm
140 LED/m			
CRI >80			
pag. 360			

	CODE	CCT	FLUX / m
18W/m	<b>GST160C</b>	3000K	2498lm
SMD 2216	<b>GST160N</b>	4000K	2612lm
240 LED/m			
CRI >80			
pag. 360			

## STRIP LED 10 mm

24Vdc

IP20

Per - for:  
CARRARA M  
CARRARA G  
MASSA P  
MASSA G

	CODE	CCT	FLUX / m
4,8W/m	<b>GST110C</b>	3000K	620lm
SMD 2835	<b>GST110N</b>	4000K	683lm
70 LED/m			
CRI >80			
pag. 361			

	CODE	CCT	FLUX / m
8W/m	<b>GST143C</b>	3000K	870lm
COBLED	<b>GST143N</b>	4000K	880lm
320 LED/m			
CRI >80			
pag. 361			

9,6W/m	<b>GST120C</b>	3000K	1280lm
SMD 2835	<b>GST120N</b>	4000K	1316lm
140 LED/m			
CRI >80			
pag. 361			

12W/m	<b>GST150H</b>	2700K	1623lm
SMD 2835	<b>GST150C</b>	3000K	1792lm
128 LED/m	<b>GST150N</b>	4000K	1972lm
CRI >80			
pag. 362			

12W/m	<b>GST170C</b>	3000K	1371lm
SMD 2835	<b>GST170N</b>	4000K	1582lm
128 LED/m			
CRI >90			
pag. 362			

14,4W/m	<b>GST130C</b>	3000K	1553lm
SMD 2835	<b>GST130N</b>	4000K	1660lm
70 LED/m			
CRI >80			
pag. 362			

14,4W/m	<b>GST161C</b>	3000K	1750lm
SMD 2835	<b>GST161N</b>	4000K	1816lm
140 LED/m			
CRI >80			
pag. 363			

15W/m	<b>GST144C</b>	3000K	1580lm
COBLED	<b>GST144N</b>	4000K	1650lm
528 LED/m			
CRI >80			
pag. 363			

18W/m	<b>GST151H</b>	2700K	2461lm
SMD 2835	<b>GST151C</b>	3000K	2705lm
192 LED/m	<b>GST151N</b>	4000K	2712lm
CRI >80			
pag. 363			

18W/m	<b>GST171C</b>	3000K	2158lm
SMD 2835	<b>GST171N</b>	4000K	2207lm
192 LED/m			
CRI >90			
pag. 364			

<b>RGB</b>	<b>GST062R</b>	RGB	max 450lm
14,4W/m			
SMD 5050			
60 LED/m			
pag. 368			

<b>RGB</b>	<b>GST165R</b>	RGB	844lm
19W/m			
SMD 3535			
120 LED/m			
pag. 368			

Solo per - onlu for:  
CARRARA M  
CARRARA G

	CODE	CCT	FLUX / m
19,2W/m	<b>GST140C</b>	3000K	2418lm
SMD 2835	<b>GST140N</b>	4000K	2532lm
140 LED/m			
CRI >80			
pag. 364			

	CODE	CCT	FLUX / m
19,2W/m	<b>GST162C</b>	3000K	2713lm
SMD 2835	<b>GST162N</b>	4000K	2894lm
240 LED/m			
CRI >80			
pag. 364			

19,2W/m	<b>GST172C</b>	3000K	2356lm
SMD 2835	<b>GST172N</b>	4000K	2500lm
240 LED/m			
CRI >90			
pag. 365			

22W/m	<b>GST163H</b>	2700K	2989lm
SMD 2835	<b>GST163C</b>	3000K	3107lm
240 LED/m	<b>GST163N</b>	4000K	3364lm
CRI >80			
pag. 365			

22W/m	<b>GST173C</b>	3000K	2633lm
SMD 2835	<b>GST173N</b>	4000K	2976lm
240 LED/m			
CRI >90			
pag. 365			



## STRIP LED 10 mm

24Vdc

IP65 IP66 Partlene

Per - for:  
CARRARA M  
CARRARA G  
MASSA P  
MASSA G

	CODE	CCT	FLUX / m
10W/m	<b>GST166C</b>	3000K	1221lm
SMD 2835	<b>GST166N</b>	4000K	1250lm
70 LED/m			
CRI >80			
pag. 366			
14,4W/m	<b>GST182C</b>	3000K	1735lm
SMD 2835	<b>GST182N</b>	4000K	1854lm
140 LED/m			
CRI >80			
pag. 367			
11W/m	<b>GST180C</b>	3000K	1409lm
SMD 2835	<b>GST180N</b>	4000K	1445lm
140 LED/m			
CRI >80			
pag. 366			

	CODE	CCT	FLUX / m
12W/m	<b>GST181C</b>	3000K	1790lm
SMD 2835	<b>GST181N</b>	4000K	1878lm
128 LED/m			
CRI >80			
pag. 366			
18W/m	<b>GST154C</b>	3000K	2568lm
SMD 2835	<b>GST154N</b>	4000K	2712lm
192 LED/m			
CRI >80			
pag. 367			

Solo per - onlu for:  
CARRARA M  
CARRARA G

	CODE	CCT	FLUX / m
22W/m	<b>GST183C</b>	3000K	3107lm
SMD 2835	<b>GST183N</b>	4000K	3356lm
240 LED/m			
CRI >80			
pag. 367			
	<b>IP65</b>		

	CODE	CCT	FLUX / m
<b>RGB</b>	<b>GST185R</b>	RGB	843lm
19W/m			
SMD 3535			
120 LED/m			
pag. 369			

## STRIP LED 12 mm

RGB

24Vdc

Per - for:  
CARRARA M  
CARRARA G  
MASSA P  
MASSA G

	CODE	CCT	FLUX / m
<b>RGB + W</b>	<b>GST061R</b>	RGB + 4000K	660lm
14,4W/m			
SMD 5050	<b>IP20</b>		
60 LED/m			
pag. 368			
<b>RGB</b>	<b>GST185R</b>	RGB	843lm
19W/m			
SMD 3535	<b>IP66</b>		
120 LED/m			
pag. 369			

	CODE	CCT	FLUX / m
<b>RGB</b>	<b>GST164R</b>	RGB	1010lm
21W/m			
SMD 3535	<b>IP20</b>		
240 LED/m			
pag. 368			
<b>RGB</b>	<b>GST063R</b>	RGB	max 415lm
14,4W/m			
SMD 5050	<b>IP67</b>		
60 LED/m			
pag. 369			

Per - for:  
CARRARA G

	CODE	CCT	FLUX / m
<b>RGB</b>	<b>GST184R</b>	RGB	1005lm
21W/m			
SMD 3535	<b>IP66</b>		
240 LED/m			
pag. 369			

## STRIP LED 12 mm

220-240Vdc

Per - for:  
CARRARA G

	CODE	CCT	FLUX / m
15W/m	<b>GST190C</b>	3000K	1394lm
SMD 2835	<b>GST190N</b>	4000K	1458lm
120 LED/m			
CRI >80			
pag. 384	<b>IP65</b>		





■ LED PROFILES STANDARD

Profilo in alluminio estruso sezionabile per installazione ad incasso su cartongesso a scomparsa totale.  
 Disponibile in 2 versioni: fisso o curvabile.  
 Incluso di testate terminali.  
 Non incluso di diffusore; da ordinare separatamente il rotolo in silicone da 10 metri (PCO08).  
 Illuminazione diretta.  
 Colore disponibile: alluminio.  
 Strip LED con alimentatore installato in remoto da ordinare separatamente.

Sectionable extruded aluminum profile for concealed installation on plasterboard.  
 Available in 2 versions: fixed or bendable.  
 Including end caps.  
 Not including diffuser; 10-metre silicone roll (PCO08) to be ordered separately.  
 Direct lighting.  
 Available colour: aluminum.  
 LED Strip with remotely installed ballast to be ordered separately.

**NEW**

CONDIZIONI DI VENDITA:  
 per ordini di profili inferiori a 10 pezzi assortiti verrà applicata una spesa di fuori imballo di € 10. Per ordini di profili uguali o superiori a 10 pezzi assortiti non verrà applicata nessuna spesa di fuori imballo.

SALES CONDITIONS:  
 for profiles orders with less than 10 assorted pieces, a packaging charge of € 10 will be applied. For profiles orders with equal to or more than 10 assorted pieces, no packaging charges will be applied..



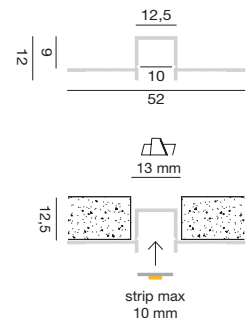
**KIT PROFILO FISSO SENZA DIFFUSORE 2 m**  
 Include 2 testate terminali

2 m FIXED PROFILE WITHOUT DIFFUSER  
 Equipped with 2 end cup

Strip LED non include  
 Strip LED not included



Alluminio / Aluminum  
**GSTP240**



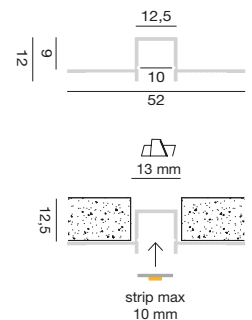
**KIT PROFILO CURVABILE SENZA DIFFUSORE 2 m**  
 Include 2 testate terminali

2 m BENDABLE PROFILE WITHOUT DIFFUSER  
 Equipped with 2 end cup

Strip LED non include  
 Strip LED not included

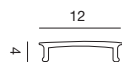


Alluminio / Aluminum  
**GSTP241**



**COVER IN SILICONE IN ROTOLO**  
**SILICONE COVER IN ROLL**

Cover per / for  
 GSTP240-GSTP241



Rotolo cover / cover roll 10 m  
**PCO08**



Profilo in alluminio estruso sezionabile per installazione angolare su mobili o parete/soffitto. Incluso di diffusore opale ad incastro, testate e staffe.  
Colori disponibili: alluminio o bianco.  
Illuminazione diretta. Strip LED con alimentatore installato in remoto da ordinare separatamente.

Sectional extruded aluminum profile for corner mounting on furniture or wall/ceiling. Including snap-in opal diffuser, end caps, and brackets.  
Available colours: aluminum or white.  
Direct lighting. LED strip with power supply installed to be ordered separately.



**KIT PROFILO E DIFFUSORE 2 m**  
includo 2 testate terminali e 4 staffette

**PROFILE AND DIFFUSER kit 2 m**  
equipped with 2 end caps and 4 brackets

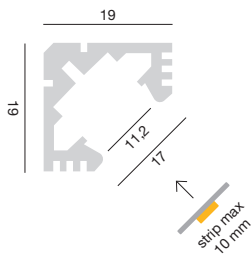
Strip LED non include  
Strip LED not included



Alluminio / Aluminum  
**GSTP21**



Bianco / White  
**GSTP22**



**CONDIZIONI DI VENDITA:**


per ordini di profili inferiori a 10 pezzi assortiti verrà applicata una spesa di fuori imballo di € 10.  
Per ordini di profili uguali o superiori a 10 pezzi assortiti non verrà applicata nessuna spesa di fuori imballo.

**SALES CONDITIONS:**

for profiles orders with less than 10 assorted pieces, a packaging charge of € 10 will be applied.  
For profiles orders with equal to or more than 10 assorted pieces, no packaging charges will be applied..

Profilo in alluminio estruso sezionabile per installazione ad incasso su cartongesso a scomparsa totale. Incluso di diffusore in policarbonato bianco opaco ad incastro. Illuminazione diretta.  
Colore disponibile: alluminio.  
Strip LED con alimentatore installato in remoto da ordinare separatamente.

Sectional extruded aluminum profile for fully concealed recessed installation on plasterboard. Included in snap-in matt white polycarbonate. Direct lighting.  
Available colour: aluminum.  
LED strip with remote installed power supply, accessories for joint, fixing and closure to be ordered separately.



KIT PROFILO E DIFFUSORE 2 m  
includi 2 testate terminali

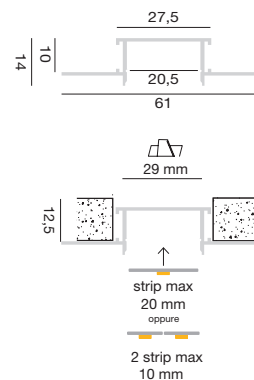
PROFILE AND DIFFUSER kit 2 m  
equipped with 2 end caps

Strip LED non include  
Strip LED not included



Alluminio / Aluminum

**GSTP170**



**CONDIZIONI DI VENDITA:**

per ordini di profili inferiori a 10 pezzi assortiti verrà applicata una spesa di fuori imballo di € 10.  
Per ordini di profili uguali o superiori a 10 pezzi assortiti non verrà applicata nessuna spesa di fuori imballo.

**SALES CONDITIONS:**

for profiles orders with less than 10 assorted pieces, a packaging charge of € 10 will be applied.  
For profiles orders with equal to or more than 10 assorted pieces, no packaging charges will be applied.

Profilo in alluminio estruso sezionabile per installazione ad incasso su cartongesso a scomparsa totale.  
 Incluso di diffusore in policarbonato bianco opaco ad incastro.  
 Illuminazione diretta.  
 Colore disponibile: grigio.  
 Strip LED con alimentatore installato in remoto da ordinare separatamente.

Sectional extruded aluminum profile for fully concealed recessed installation on plasterboard.  
 Included in snap-in matt white polycarbonate.  
 Direct lighting.  
 Available colour: gray.  
 LED strip with remote installed power supply, accessories for joint, fixing and closure to be ordered separately.

**CONDIZIONI DI VENDITA:**  
 per ordini di profili inferiori a 10 pezzi assortiti verrà applicata una spesa di fuori imballo di € 10. Per ordini di profili uguali o superiori a 10 pezzi assortiti non verrà applicata nessuna spesa di fuori imballo.

**SALES CONDITIONS:**  
 for profiles orders with less than 10 assorted pieces, a packaging charge of € 10 will be applied. For profiles orders with equal to or more than 10 assorted pieces, no packaging charges will be applied..



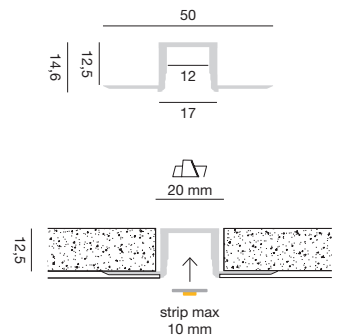
**KIT PROFILO E DIFFUSORE 2 m**  
 include 2 testate terminali

**PROFILE AND DIFFUSER kit 2 m**  
 equipped with 2 end caps

Strip LED non include  
 Strip LED not included



Grigio / Gray  
**GSTP140**



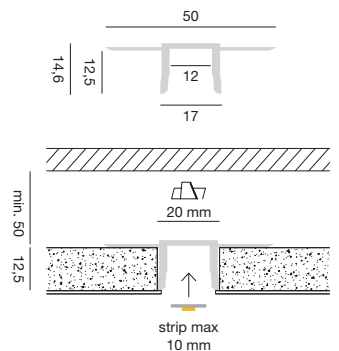
**KIT PROFILO E DIFFUSORE 2 m**  
 include 2 testate terminali

**PROFILE AND DIFFUSER kit 2 m**  
 equipped with 2 end caps

Strip LED non include  
 Strip LED not included

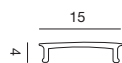


Grigio / Gray  
**GSTP150**



**COVER IN ROTOLO**  
 ROLL COVER

Cover per / for  
 GSTP140-GSTP150



Rotolo cover / cover roll 2 m  
**GCO03**

Rotolo cover / cover roll 10 m  
**PCO05**



Profilo in alluminio estruso sezionabile per installazione ad incasso su cartongesso. Incluso di diffusore in policarbonato bianco opaco ad incastro. Illuminazione diretta. Colori disponibili: alluminio o bianco.. Strip LED con alimentatore installato in remoto da ordinare separatamente.

Sectional extruded aluminum profile for concealed recessed installation on plasterboard. Included in snap-in matt white polycarbonate. Direct lighting. Available colour: aluminum or white. LED strip with remote installed power supply, accessories for joint, fixing and closure to be ordered separately.

#### CONDIZIONI DI VENDITA:

per ordini di profili inferiori a 10 pezzi assortiti verrà applicata una spesa di fuori imballo di € 10. Per ordini di profili uguali o superiori a 10 pezzi assortiti non verrà applicata nessuna spesa di fuori imballo.

#### SALES CONDITIONS:

for profiles orders with less than 10 assorted pieces, a packaging charge of € 10 will be applied. For profiles orders with equal to or more than 10 assorted pieces, no packaging charges will be applied..



KIT PROFILO E DIFFUSORE 2 m  
includere 2 testate terminali e 4 staffette

PROFILE AND DIFFUSER kit 2 m  
equipped with 2 end caps and 4 brackets

Strip LED non include  
Strip LED not included



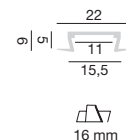
Alluminio / Aluminum

**GSTP41**

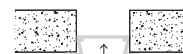


Bianco / White

**GSTP82**



16 mm



strip max  
10 mm

KIT PROFILO E DIFFUSORE 2 m  
includere 2 testate terminali e 4 staffette

PROFILE AND DIFFUSER kit 2 m  
equipped with 2 end caps and 4 brackets

Strip LED non include  
Strip LED not included



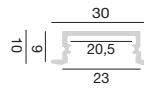
Alluminio / Aluminum

**GSTP121**

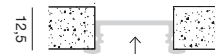


Bianco / White

**GSTP123**



24 mm



strip max  
20 mm  
oppure  
2 strip max  
10 mm

Profilo in alluminio estruso sezionabile per installazioni a plafone su mobili, pareti o soffitto. Incluso di diffusore opale ad incastro, testate e staffe.  
Colori disponibili: grigio e bianco.  
Illuminazione diretta. Strip LED con alimentatore installato in remoto da ordinare separatamente.

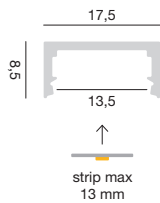
Sectionable extruded aluminum profile for ceiling installation on furniture, walls or ceiling. Including interlocking opal diffuser, headers and brackets.  
Available colours: gray and white.  
Direct lighting. LED strip with remotely installed power supply to be ordered separately.



KIT PROFILO E DIFFUSORE 2 m  
includo 2 testate terminali e 4 staffette

PROFILE AND DIFFUSER kit 2 m  
equipped with 2 end caps and 4 brackets

Strip LED non include  
Strip LED not included



Alluminio / Aluminum  
**GSTP230**



Bianco / White  
**GSTP231**

**CONDIZIONI DI VENDITA:**


per ordini di profili inferiori a 10 pezzi assortiti verrà applicata una spesa di fuori imballo di € 10.  
Per ordini di profili uguali o superiori a 10 pezzi assortiti non verrà applicata nessuna spesa di fuori imballo.

**SALES CONDITIONS:**

for profiles orders with less than 10 assorted pieces, a packaging charge of € 10 will be applied.  
For profiles orders with equal to or more than 10 assorted pieces, no packaging charges will be applied.

Profilo in alluminio estruso sezionabile per installazione a plafone su mobili, parete o soffitto. Incluso di diffusore opale ad incastro, testate e staffe.  
Colori disponibili: alluminio o bianco.  
Illuminazione diretta. Strip LED con alimentatore installato in remoto da ordinare separatamente.

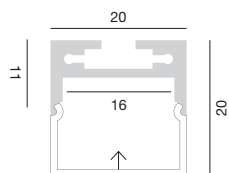
Sectional extruded aluminum profile for ceiling installation on furniture, wall or ceiling. Including snap-in opal diffuser, end caps, and brackets.  
Available colours: aluminum or white.  
Direct lighting. LED strip with power supply installed to be ordered separately.



KIT PROFILO E DIFFUSORE 2 m  
includo 2 testate terminali e 4 staffette

PROFILE AND DIFFUSER kit 2 m  
equipped with 2 end caps and 4 brackets

Strip LED non include  
Strip LED not included



Alluminio / Aluminum  
**GSTP180**



Bianco / White  
**GSTP181**

#### CONDIZIONI DI VENDITA:

per ordini di profili inferiori a 10 pezzi assortiti verrà applicata una spesa di fuori imballo di € 10.  
Per ordini di profili uguali o superiori a 10 pezzi assortiti non verrà applicata nessuna spesa di fuori imballo.

#### SALES CONDITIONS:

for profiles orders with less than 10 assorted pieces, a packaging charge of € 10 will be applied.  
For profiles orders with equal to or more than 10 assorted pieces, no packaging charges will be applied.

Profilo in alluminio estruso sezionabile per installazione a plafone su mobili, parete o soffitto. Incluso di diffusore opale ad incastro, testate e staffe.  
Colori disponibili: alluminio o bianco.  
Illuminazione diretta. Strip LED con alimentatore installato in remoto da ordinare separatamente.

Sectional extruded aluminum profile for ceiling installation on furniture, wall or ceiling. Including snap-in opal diffuser, end caps, and brackets.  
Available colours: aluminum or white.  
Direct lighting. LED strip with power supply installed to be ordered separately.

#### CONDIZIONI DI VENDITA:

per ordini di profili inferiori a 10 pezzi assortiti verrà applicata una spesa di fuori imballo di € 10.

Per ordini di profili uguali o superiori a 10 pezzi assortiti non verrà applicata nessuna spesa di fuori imballo.

#### SALES CONDITIONS:

for profiles orders with less than 10 assorted pieces, a packaging charge of € 10 will be applied.

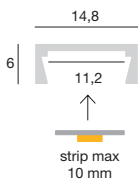
For profiles orders with equal to or more than 10 assorted pieces, no packaging charges will be applied.



KIT PROFILO E DIFFUSORE 2 m  
includo 2 testate terminali e 4 staffette

PROFILE AND DIFFUSER kit 2 m  
equipped with 2 end caps and 4 brackets

Strip LED non include  
Strip LED not included

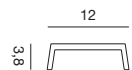


Alluminio / Aluminum  
**GSTP61**



Bianco / White  
**GSTP72**

ACCESSORI  
ACCESSORIES



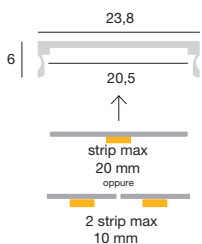
Rotolo cover / cover roll 2 m  
**GCO01**

Rotolo cover / cover roll 10 m  
**PCO06**

KIT PROFILO E DIFFUSORE 2 m  
includo 2 testate terminali e 4 staffette

PROFILE AND DIFFUSER kit 2 m  
equipped with 2 end caps and 4 brackets

Strip LED non include  
Strip LED not included

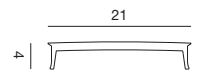


Alluminio / Aluminum  
**GSTP131**



Bianco / White  
**GSTP133**

ACCESSORI  
ACCESSORIES



Rotolo cover / cover roll 2 m  
**GCO02**

Rotolo cover / cover roll 10 m  
**PCO07**

Profilo in alluminio estruso sezionabile per installazione a plafone su mobili, parete o soffitto. Incluso di diffusore opale ad incastro, testate e staffe.

Colori disponibili: alluminio o bianco.  
Illuminazione diretta. Strip LED con alimentatore installato in remoto da ordinare separatamente.

Sectional extruded aluminum profile for ceiling installation on furniture, wall or ceiling.

Including snap-in opal diffuser, end caps, and brackets.

Available colours: aluminum or white.  
Direct lighting. LED strip with power supply installed to be ordered separately.

#### CONDIZIONI DI VENDITA:

per ordini di profili inferiori a 10 pezzi assortiti verrà applicata una spesa di fuori imballo di € 10.

Per ordini di profili uguali o superiori a 10 pezzi assortiti non verrà applicata nessuna spesa di fuori imballo.

#### SALES CONDITIONS:

for profiles orders with less than 10 assorted pieces, a packaging charge of € 10 will be applied.

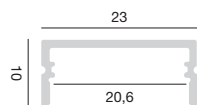
For profiles orders with equal to or more than 10 assorted pieces, no packaging charges will be applied.



KIT PROFILO E DIFFUSORE 2 m  
include 2 testate terminali e 4 staffette

PROFILE AND DIFFUSER kit 2 m  
equipped with 2 end caps and 4 brackets

Strip LED non incluse  
Strip LED not included



strip max  
20 mm  
oppure

2 strip max  
10 mm



Alluminio / Aluminum  
**GSTP101**



Bianco / White  
**GSTP103**

## STRIP LED FOR STANDARD PROFILES

### STRIP LED 10 mm

24Vdc

**IP20**

Per - for:

GSTP240  
GSTP230-231  
GSTP180-181  
GSTP61-72  
GSTP131-133  
GSTP101-103  
GSTP21-22  
GSTP170  
GSTP140-150  
GSTP41-82  
GSTP121-123

	CODE	CCT	FLUX / m
11W/m	<b>GST141C</b>	3000K	1413lm
SMD 2835	<b>GST141N</b>	4000K	1481lm
140 LED/m			
CRI >80			
pag. 360			
4,8W/m	<b>GST110C</b>	3000K	620lm
SMD 2835	<b>GST110N</b>	4000K	683lm
70 LED/m			
CRI >80			
pag. 361			
9,6W/m	<b>GST120C</b>	3000K	1280lm
SMD 2835	<b>GST120N</b>	4000K	1316lm
140 LED/m			
CRI >80			
pag. 361			
12W/m	<b>GST170C</b>	3000K	1371lm
SMD 2835	<b>GST170N</b>	4000K	1582lm
128 LED/m			
CRI >90			
pag. 362			
14,4W/m	<b>GST161C</b>	3000K	1750lm
SMD 2835	<b>GST161N</b>	4000K	1816lm
140 LED/m			
CRI >80			
pag. 363			
18W/m	<b>GST151H</b>	2700K	2461lm
SMD 2835	<b>GST151C</b>	3000K	2705lm
192 LED/m	<b>GST151N</b>	4000K	2712lm
CRI >80			
pag. 363			
<b>RGB</b>	<b>GST062R</b>	RGB	max 450lm
14,4W/m			
SMD 5050			
60 LED/m			
pag. 368			

	CODE	CCT	FLUX / m
18W/m	<b>GST160C</b>	3000K	2498lm
SMD 2216	<b>GST160N</b>	4000K	2612lm
240 LED/m			
CRI >80			
pag. 360			
8W/m	<b>GST143C</b>	3000K	870lm
COBLED	<b>GST143N</b>	4000K	880lm
320 LED/m			
CRI >80			
pag. 361			
12W/m	<b>GST150H</b>	2700K	1623lm
SMD 2835	<b>GST150C</b>	3000K	1792lm
128 LED/m	<b>GST150N</b>	4000K	1972lm
CRI >80			
pag. 362			
14,4W/m	<b>GST130C</b>	3000K	1553lm
SMD 2835	<b>GST130N</b>	4000K	1660lm
70 LED/m			
CRI >80			
pag. 362			
15W/m	<b>GST144C</b>	3000K	1580lm
COBLED	<b>GST144N</b>	4000K	1650lm
528 LED/m			
CRI >80			
pag. 363			
18W/m	<b>GST171C</b>	3000K	2158lm
SMD 2835	<b>GST171N</b>	4000K	2207lm
192 LED/m			
CRI >90			
pag. 364			
<b>RGB</b>	<b>GST165R</b>	RGB	844lm
19W/m			
SMD 3535			
120 LED/m			
pag. 368			

### STRIP LED 10 mm

24Vdc

**IP65 IP66** Partlene

Per - for:

GSTP240  
GSTP230-231  
GSTP180-181  
GSTP61-72  
GSTP131-133  
GSTP101-103  
GSTP21-22  
GSTP170  
GSTP140-150  
GSTP41-82  
GSTP121-123

	CODE	CCT	FLUX / m
10W/m	<b>GST166C</b>	3000K	1221lm
SMD 2835	<b>GST166N</b>	4000K	1250lm
70 LED/m			
CRI >80			
pag. 366			
IP65 waterproof - Silicone			
14,4W/m	<b>GST182C</b>	3000K	1735lm
SMD 2835	<b>GST182N</b>	4000K	1854lm
140 LED/m			
CRI >80			
11W/m	<b>GST180C</b>	3000K	1409lm
SMD 2835	<b>GST180N</b>	4000K	1445lm
140 LED/m			
CRI >80			
pag. 366			

	CODE	CCT	FLUX / m
12W/m	<b>GST181C</b>	3000K	1790lm
SMD 2835	<b>GST181N</b>	4000K	1878lm
128 LED/m			
CRI >80			
pag. 366			
18W/m	<b>GST154C</b>	3000K	2568lm
SMD 2835	<b>GST154N</b>	4000K	2712lm
192 LED/m			
CRI >80			
pag. 367			

## STRIP LED 10 mm

24Vdc

IP65

Per - for:  
GSTP241

	CODE	CCT	FLUX / m
10W/m	<b>GST166C</b>	3000K	1221lm
SMD 2835 70 LED/m	<b>GST166N</b>	4000K	1250lm

CRI >80  
pag. 366  
IP65 waterproof - Silicone

## STRIP LED 12 mm

24Vdc  
RGBPer - for:  
GSTP230-231  
GSTP180-181  
GSTP131-133  
GSTP101-103  
GSTP170  
GSTP140-150  
GSTP121-123

	CODE	CCT	FLUX / m
<b>RGB + W</b> 14,4W/m	<b>GST061R</b>	RGB + 4000K	660lm

SMD 5050  
60 LED/m  
pag. 368

IP20

	CODE	CCT	FLUX / m
<b>RGB</b> 19W/m	<b>GST185R</b>	RGB	843lm

SMD 3535  
120 LED/m  
pag. 369

IP66

	CODE	CCT	FLUX / m
<b>RGB</b> 21W/m	<b>GST164R</b>	RGB	1010lm

SMD 3535  
240 LED/m  
pag. 368

IP20

	CODE	CCT	FLUX / m
<b>RGB</b> 14,4W/m	<b>GST063R</b>	RGB	max 415lm


SMD 5050  
60 LED/m  
pag. 369

IP67










■ STRIP LED

## STRIP LED DIMMERABILI / DIMMABLE

La confezione delle strisce LED contiene una rolla lunga 5 metri.  
LED montati su un circuito flessibile ed adesivo.  
Temperatura di esercizio  $-20^{\circ} \sim +60^{\circ}\text{C}$ .  
Dimmerabile.  
Durata 50.000 ore.  
Garanzia 2 anni.  
Collegamento di più rolle in parallelo (max 3 rolle, 15 metri).  
È consigliato l'uso di accessori di fissaggio a parete GSTP01 (25 pezzi per rolla). Accessori non inclusi.

Alimentatori: pag. 386 - 387  
Dimmer: pag. 388  
Accessori: pag. 389

## IP20



5 m 120° 50.000

The package of LED strips contains a 5-metre long roll.  
LEDs mounted on a flexible and adhesive circuit.  
Operating temperature  $-20^{\circ} \sim +60^{\circ}\text{C}$ .  
Dimmable.  
Life 50,000 hours.  
2 years warranty.  
Connection of several rolls in parallel (max 3 rolls, 15 metres).  
We recommend using wall fixing accessories GSTP01 (25 per roll).  
Accessories not included.

Power supplies: pages 386 - 387  
Dimmers: page 388  
Accessories: page 389

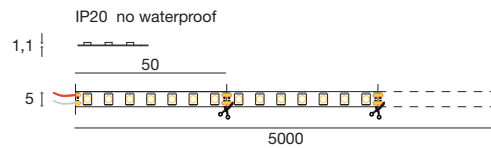
## STRIP LED 11W/m - 5 mm

24Vdc

Sezionabile ogni / Cuttable every:  
7 LED (5 cm)



	CODE	CCT	FLUX / m
11W/m	<b>GST141C</b>	3000K	1413lm
SMD 2835	<b>GST141N</b>	4000K	1481lm
140 LED/m			
CRI >80			



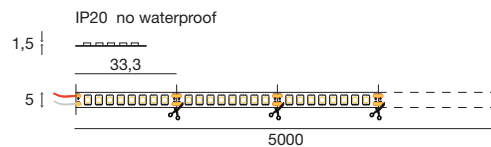
## STRIP LED 18W/m - 5 mm

24Vdc

Sezionabile ogni / Cuttable every:  
8 LED (3,33 cm)



	CODE	CCT	FLUX / m
18W/m	<b>GST160C</b>	3000K	2498lm
SMD 2216	<b>GST160N</b>	4000K	2612lm
240 LED/m			
CRI >80			



GSTP01  
Accessorio di fissaggio a parete (25 pezzo per rolla - non incluso)  
Wall fixing accessories (25 per roll - not included)

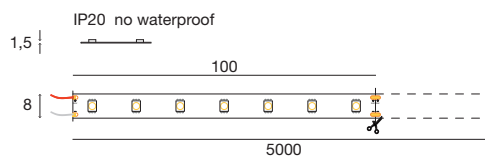
## STRIP LED 4,8W/m - 8 mm

24Vdc

Sezionabile ogni / Cuttable every:  
7 LED (10 cm)



	CODE	CCT	FLUX / m
4,8W/m	<b>GST110C</b>	3000K	620lm
SMD 2835	<b>GST110N</b>	4000K	683lm
70 LED/m			
CRI >80			




## STRIP LED 8W/m - 8 mm

24Vdc

Sezionabile ogni / Cuttable every:  
32 LED (10 cm)



	CODE	CCT	FLUX / m
8W/m	<b>GST143C</b>	3000K	870lm
COBLED	<b>GST143N</b>	4000K	880lm
320 LED/m			
CRI >80			



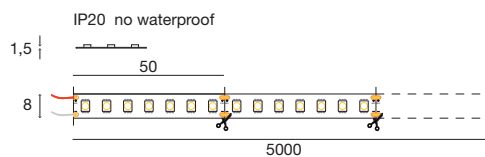
## STRIP LED 9,6W/m - 8 mm

24Vdc

Sezionabile ogni / Cuttable every:  
7 LED (5 cm)



	CODE	CCT	FLUX / m
9,6W/m	<b>GST120C</b>	3000K	1280lm
SMD 2835	<b>GST120N</b>	4000K	1316lm
140 LED/m			
CRI >80			



GSTP01

Accessorio di fissaggio a parete (25 pezzo per rolla - non incluso)  
Wall fixing accessories (25 per roll - not included)

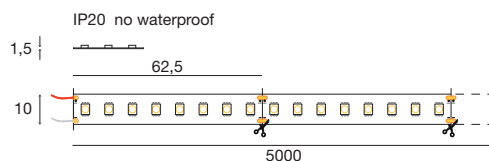
## STRIP LED 12W/m - 10 mm

24Vdc

Sezionabile ogni / Cuttable every:  
8 LED (6,25 cm)



	CODE	CCT	FLUX / m
12W/m	<b>GST150H</b>	2700K	1623lm
SMD 2835	<b>GST150C</b>	3000K	1792lm
128 LED/m	<b>GST150N</b>	4000K	1972lm
CRI>80			



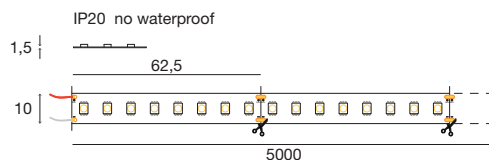
## STRIP LED 12W/m - 10 mm

24Vdc

Sezionabile ogni / Cuttable every:  
8 LED (6,25 cm)



	CODE	CCT	FLUX / m
12W/m	<b>GST170C</b>	3000K	1371lm
SMD 2835	<b>GST170N</b>	4000K	1582lm
128 LED/m			
CRI>90			



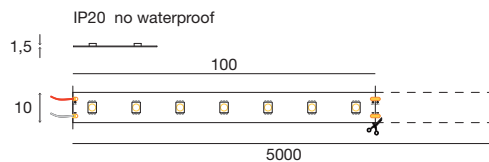
## STRIP LED 14,4W/m - 10 mm

24Vdc

Sezionabile ogni / Cuttable every:  
7 LED (10 cm)



	CODE	CCT	FLUX / m
14,4W/m	<b>GST130C</b>	3000K	1553lm
SMD 2835	<b>GST130N</b>	4000K	1660lm
70 LED/m			
CRI>80			



GSTP01

Accessorio di fissaggio a parete (25 pezzo per rolla - non incluso)  
Wall fixing accessories (25 per roll - not included)

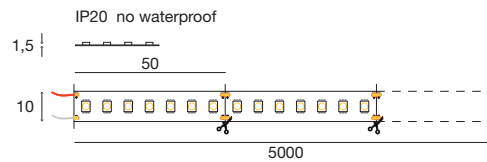
## STRIP LED 14,4W/m - 10 mm

24Vdc

Sezionabile ogni / Cuttable every:  
7 LED (5 cm)



	CODE	CCT	FLUX / m
14,4W/m	<b>GST161C</b>	3000K	1750lm
SMD 2835	<b>GST161N</b>	4000K	1816lm
140 LED/m			
CRI>80			



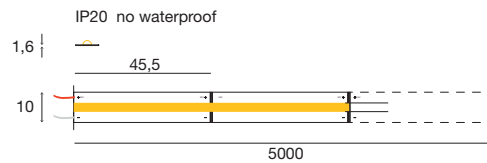
## STRIP LED 15W/m - 10 mm

24Vdc

Sezionabile ogni / Cuttable every:  
24 LED (4,5 cm)



	CODE	CCT	FLUX / m
15W/m	<b>GST144C</b>	3000K	1580lm
COBLED	<b>GST144N</b>	4000K	1650lm
528 LED/m			
CRI >80			



Profili in alluminio indispensabili per una adeguata dissipazione del calore.  
Aluminium profiles essential for an appropriate heat dissipation.

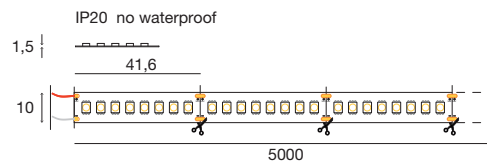
## STRIP LED 18W/m - 10 mm

24Vdc

Sezionabile ogni / Cuttable every:  
8 LED (4,16 cm)



	CODE	CCT	FLUX / m
18W/m	<b>GST151H</b>	2700K	2461lm
SMD 2835	<b>GST151C</b>	3000K	2705lm
192 LED/m	<b>GST151N</b>	4000K	2712lm
CRI>80			



Profili in alluminio indispensabili per una adeguata dissipazione del calore.  
Aluminium profiles essential for an appropriate heat dissipation.



**GSTP01**  
 Accessorio di fissaggio a parete (25 pezzo per rolla - non incluso)  
 Wall fixing accessories (25 per roll - not included)

## STRIP LED 18W/m - 10 mm

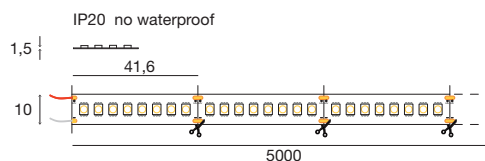
24Vdc

Sezionabile ogni / Cuttable every:  
8 LED (4,16 cm)



Profili in alluminio indispensabili per una adeguata dissipazione del calore.  
Aluminium profiles essential for an appropriate heat dissipation.

	CODE	CCT	FLUX / m
18W/m	<b>GST171C</b>	3000K	2158lm
SMD 2835	<b>GST171N</b>	4000K	2207lm
192 LED/m			
CRI>90			



## STRIP LED 19,2W/m - 10 mm

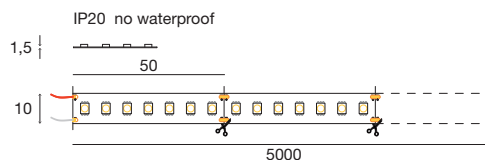
24Vdc

Sezionabile ogni / Cuttable every:  
7 LED (5 cm)



Profili in alluminio indispensabili per una adeguata dissipazione del calore.  
Aluminium profiles essential for an appropriate heat dissipation.

	CODE	CCT	FLUX / m
19,2W/m	<b>GST140C</b>	3000K	2418lm
SMD 2835	<b>GST140N</b>	4000K	2532lm
140 LED/m			
CRI>80			



## STRIP LED 19,2W/m - 10 mm

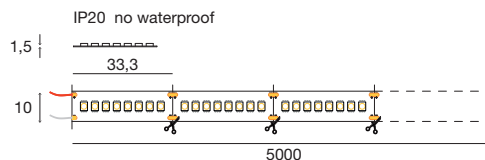
24Vdc

Sezionabile ogni / Cuttable every:  
8 LED (3,33 cm)



Profili in alluminio indispensabili per una adeguata dissipazione del calore.  
Aluminium profiles essential for an appropriate heat dissipation.

	CODE	CCT	FLUX / m
19,2W/m	<b>GST162C</b>	3000K	2713lm
SMD 2835	<b>GST162N</b>	4000K	2894lm
240 LED/m			
CRI>80			



GSTP01

Accessorio di fissaggio a parete (25 pezzo per rolla - non incluso)  
Wall fixing accessories (25 per roll - not included)

## STRIP LED 19,2W/m - 10 mm

24Vdc

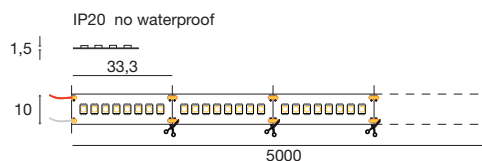


Sezionabile ogni / Cuttable every:  
8 LED (3,33 cm)



Profili in alluminio indispensabili per una adeguata dissipazione del calore.  
Aluminium profiles essential for an appropriate heat dissipation.

	CODE	CCT	FLUX / m
19,2W/m	<b>GST172C</b>	3000K	2356lm
SMD 2835	<b>GST172N</b>	4000K	2500lm
240 LED/m			
CRI>90			



## STRIP LED 22W/m - 10 mm

24Vdc

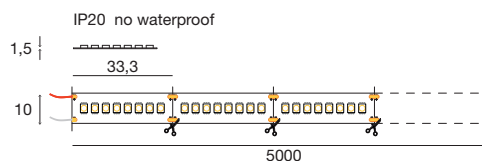


Sezionabile ogni / Cuttable every:  
8 LED (3,33 cm)



Profili in alluminio indispensabili per una adeguata dissipazione del calore.  
Aluminium profiles essential for an appropriate heat dissipation.

	CODE	CCT	FLUX / m
22W/m	<b>GST163H</b>	2700K	2989lm
SMD 2835	<b>GST163C</b>	3000K	3107lm
240 LED/m	<b>GST163N</b>	4000K	3364lm
CRI>80			



## STRIP LED 22W/m - 10 mm

24Vdc

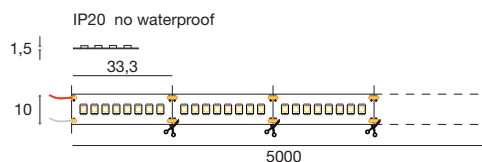


Sezionabile ogni / Cuttable every:  
8 LED (3,33 cm)



Profili in alluminio indispensabili per una adeguata dissipazione del calore.  
Aluminium profiles essential for an appropriate heat dissipation.

	CODE	CCT	FLUX / m
22W/m	<b>GST173C</b>	3000K	2633lm
SMD 2835	<b>GST173N</b>	4000K	2976lm
240 LED/m			
CRI>90			



GSTP01

Accessorio di fissaggio a parete (25 pezzo per rolla - non incluso)  
Wall fixing accessories (25 per roll - not included)

## STRIP LED DIMMERABILI / DIMMABLE

La confezione delle strisce LED contiene una rolla lunga 5 metri.  
LED montati su un circuito flessibile ed adesivo.

Temperatura di esercizio  $-20^{\circ} \sim +60^{\circ}\text{C}$ .

Dimmerabile.

Durata 50.000 ore.

Garanzia 2 anni.

Collegamento di più rotte in parallelo (max 3 rotte, 15 metri).

Accessori non inclusi.

Tutte le strip LED sono protette da uno strato trasparente di parylene.

Le strip GST166C e GST166N sono rivestite in silicone.

Questa pellicola sottile ma resistente riduce notevolmente le dimensioni delle strip e non ingiallisce nel tempo.

Alimentatori: pag. 386 - 387

Dimmer: pag. 388

Accessori: pag. 389

## IP65 / IP66



The package of LED strips contains a 5-metre long roll.  
LEDs mounted on a flexible and adhesive circuit.

Operating temperature  $-20^{\circ} \sim +60^{\circ}\text{C}$ .

Dimmable.

Life 50,000 hours.

2 years warranty.

Connection of several rolls in parallel (max 3 rolls, 15 metres).

Accessories not included.

All IP66 strips are protected by a transparent layer of Parylene.

The GST166C and GST166N strips are silicone coated.

This thin but resistant film significantly reduces the size of the strip and does not yellow over time.

Power supplies: pages 386 - 387

Dimmers: page 388

Accessories: page 389

## STRIP LED 10W/m - 6 mm

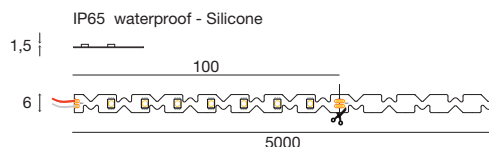
24Vdc

Sezionabile ogni / Cuttable every:

7 LED (10 cm)



	CODE	CCT	FLUX / m
10W/m	<b>GST166C</b>	3000K	1221lm
SMD 2835	<b>GST166N</b>	4000K	1250lm
70 LED/m			
CRI >80			



## STRIP LED 11W/m - 5 mm

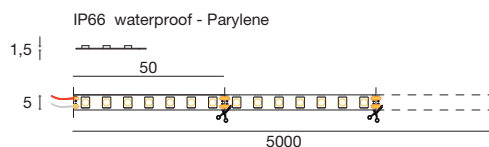
24Vdc

Sezionabile ogni / Cuttable every:

7 LED (5 cm)



	CODE	CCT	FLUX / m
11W/m	<b>GST180C</b>	3000K	1409lm
SMD 2835	<b>GST180N</b>	4000K	1445lm
140 LED/m			
CRI >80			



## STRIP LED 12W/m - 10 mm

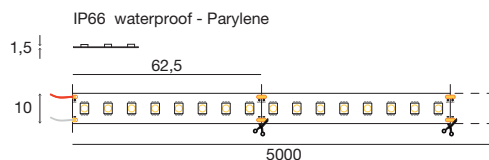
24Vdc

Sezionabile ogni / Cuttable every:

8 LED (6,25 cm)



	CODE	CCT	FLUX / m
12W/m	<b>GST181C</b>	3000K	1790lm
SMD 2835	<b>GST181N</b>	4000K	1878lm
128 LED/m			
CRI >80			







5 m 120° 50.000

## STRIP LED 14,4W/m - 10 mm

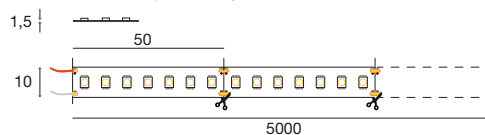
24Vdc

Sezionabile ogni / Cuttable every:  
7 LED (5 cm)



	CODE	CCT	FLUX / m
14,4W/m	<b>GST182C</b>	3000K	1735lm
SMD 2835	<b>GST182N</b>	4000K	1854lm
140 LED/m			
CRI>80			

IP66 waterproof - Parylene



## STRIP LED 22W/m - 10 mm

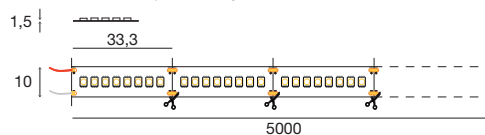
24Vdc

Sezionabile ogni / Cuttable every:  
8 LED (3,33 cm)



	CODE	CCT	FLUX / m
22W/m	<b>GST183C</b>	3000K	3107lm
SMD 2835	<b>GST183N</b>	4000K	3356lm
240 LED/m			
CRI>80			

IP66 waterproof - Parylene



Profili in alluminio indispensabili per una adeguata dissipazione del calore.  
Aluminium profiles essential for an appropriate heat dissipation.

## STRIP LED 18W/m - 10 mm

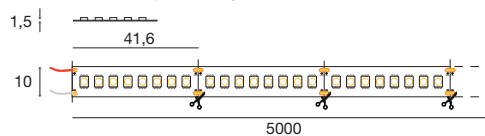
24Vdc

Sezionabile ogni / Cuttable every:  
8 LED (4,16 cm)



	CODE	CCT	FLUX / m
18W/m	<b>GST154C</b>	3000K	2568lm
SMD 2835	<b>GST154N</b>	4000K	2712lm
192 LED/m			
CRI>80			

IP66 waterproof - Parylene




Profili in alluminio indispensabili per una adeguata dissipazione del calore.  
Aluminium profiles essential for an appropriate heat dissipation.

# STRIP LED RGB

La confezione delle strisce LED contiene una rolla lunga 5 metri.  
 LED montati su un circuito flessibile ed adesivo.  
 Temperatura di esercizio -20° ~ +60°C.  
 Durata 50.000 ore.  
 Garanzia 2 anni.  
 Collegamento di più rolle in parallelo (max 3 rolle, 15 metri).  
 È consigliato l'uso di accessori di fissaggio a parete (25 pezzi per rolla).  
 Accessori non inclusi.

Alimentatori: pag. 386 - 387  
 Telecomandi: pag. 388  
 Accessori per GSTO62R: pag. 389  
 Telecomando per GSTO61R: pag. 388

# IP20



The package of LED strips contains a 5-metre long roll.  
 LEDs mounted on a flexible and adhesive circuit.  
 Operating temperature -20° ~ +60°C.  
 Life 50,000 hours.  
 2 years warranty.  
 Connection of several rolls in parallel (max 3 rolls, 15 metres).  
 We recommend using wall fixing accessories (25 per roll).  
 Accessories not included.

Power supplies: pages 386 - 387  
 Controllers: page 388  
 Accessories for GSTO62R: page 389  
 Controller for GSTO61R: page 388

## STRIP LED 14,4W/m - 10 mm

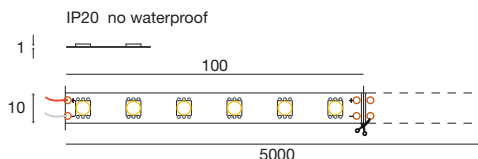
24Vdc



Sezionabile ogni / Cuttable every:  
 6 LED (10 cm)



	CODE	CCT	FLUX / m
<b>RGB</b>	<b>GST062R</b>	RGB	max 450lm
	14,4W/m		
	SMD 5050		
	60 LED/m		



## STRIP LED 19W/m - 10 mm

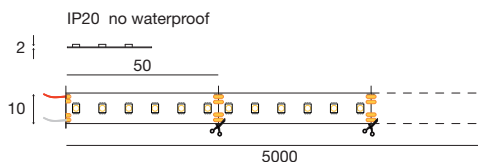
24Vdc



Sezionabile ogni / Cuttable every:  
 6 LED (5 cm)



	CODE	CCT	FLUX / m
<b>RGB</b>	<b>GST165R</b>	RGB	844lm
	19W/m		
	SMD 3535		
	120 LED/m		



## STRIP LED 14,4W/m - 12 mm

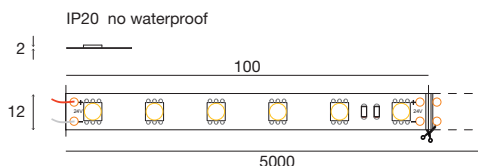
24Vdc



Sezionabile ogni / Cuttable every:  
 6 LED (10 cm)



	CODE	CCT	FLUX / m
<b>RGB + W</b>	<b>GST061R</b>	RGB + 4000K	660lm
	14,4W/m		
	SMD 5050		
	60 LED/m		



## STRIP LED 21W/m - 12 mm

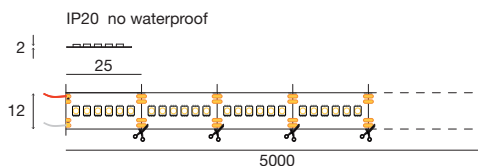
24Vdc



Sezionabile ogni / Cuttable every:  
 6 LED (2,5 cm)



	CODE	CCT	FLUX / m
<b>RGB</b>	<b>GST164R</b>	RGB	1010lm
	21W/m		
	SMD 3535		
	240 LED/m		



## STRIP LED RGB

La confezione delle strisce LED contiene una rolla lunga 5 metri.  
LED per metro montati su un circuito flessibile ed adesivo.  
Temperatura di esercizio  $-20^{\circ} \sim +60^{\circ}\text{C}$ .  
Durata 50.000 ore.

Garanzia 2 anni.

Collegamento di più rotte in parallelo (max 3 rotte, 15 metri).  
Tutte le strip LED (escl. GST063R) sono protette da uno strato trasparente di parylene. Questa pellicola sottile ma resistente riduce notevolmente le dimensioni delle strip e non ingiallisce nel tempo.

Alimentatori: pag. 386 - 387

Telecomandi: pag. 388

## IP66 / IP67



The package of LED strips contains a 5-metre long roll.  
LEDs mounted on a flexible and adhesive circuit.  
Operating temperature  $-20^{\circ} \sim +60^{\circ}\text{C}$ .  
Life 50,000 hours.

2 years warranty.

Connection of several rolls in parallel (max 3 rolls, 15 metres).  
All IP66 strips are protected by a transparent layer of Parylene.  
This thin but resistant film significantly reduces the size of the strip and does not yellow over time.

Power supplies: pages 386 - 387

Controllers: page 388

## STRIP LED 14,4W/m - 12 mm

24Vdc

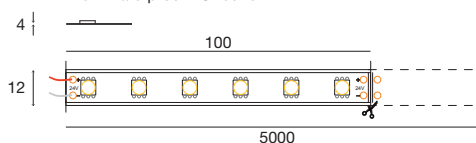
Sezionabile ogni / Cuttable every:

6 LED (10 cm)



	CODE	CCT	FLUX / m
<b>RGB</b>	<b>GST063R</b>	RGB	max 415lm
14,4W/m			
SMD 5050			
60 LED/m			

IP67 waterproof - Silicone



## STRIP LED 19W/m - 10 mm

24Vdc

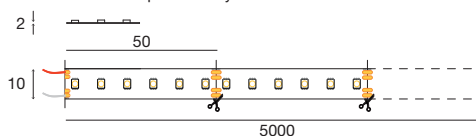
Sezionabile ogni / Cuttable every:

6 LED (5 cm)



	CODE	CCT	FLUX / m
<b>RGB</b>	<b>GST185R</b>	RGB	843lm
19W/m			
SMD 3535			
120 LED/m			

IP66 waterproof - Parylene



## STRIP LED 21W/m - 12 mm

24Vdc

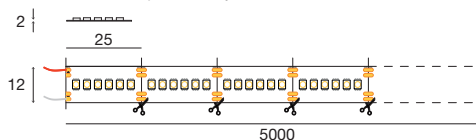
Sezionabile ogni / Cuttable every:

6 LED (2,5 cm)



	CODE	CCT	FLUX / m
<b>RGB</b>	<b>GST184R</b>	RGB	1005lm
21W/m			
SMD 3535			
240 LED/m			

IP66 waterproof - Parylene





## NEON FLEX 360

NEON FLEX 360 non è solo una fonte di luce ma un vero e proprio elemento decorativo dallo stile contemporaneo che combina funzionalità ed estetica in modo innovativo. È la soluzione perfetta per aggiungere un tocco moderno a uno spazio residenziale, creare atmosfere suggestive in un locale commerciale o definire linee architettoniche in un contesto espositivo.

NEON FLEX 360 è una striscia luminosa tubolare continua e flessibile che emette luce uniformemente in tutte le direzioni. Grazie alla sua struttura innovativa e alla vasta gamma di accessori per l'installazione sia a parete che a sospensione, questo sistema offre una libertà creativa senza precedenti. NEON FLEX 360 è realizzata con un rivestimento stagno in silicone IP65 che garantisce protezione dalla polvere e dagli spruzzi d'acqua.

NEON FLEX 360 is not just a light source but a true decorative element with a contemporary style that combines functionality and aesthetics in an innovative way. It is the perfect solution for adding a modern touch to a residential space, creating suggestive atmospheres in a commercial premises or defining architectural lines in a display context.

NEON FLEX 360 is a continuous, flexible tubular light strip that uniformly emits light in all directions. Thanks to its innovative structure and wide range of accessories for both wall and pendant installation, this system offers unprecedented creative freedom. NEON FLEX 360 is made with a watertight IP65 silicone coating that guarantees protection against dust and splashing water.



FLESSIBILE E RESISTENTE  
FLEXIBLE AND RESISTANT



ILLUMINAZIONE A 360°  
360° ILLUMINATION



RESISTENTE ALL'ACQUA IP66  
WATER RESISTANT IP66

Strisce flessibili a LED dimmerabili con rivestimento stagno in silicone (IP66), con possibilità di piegatura in qualsiasi direzione. Disponibile in 3 lunghezze: rolla da 1 metro, 2,5 metri o 5 metri. Dotato di cavo di alimentazione all'estremità iniziale di lunghezza pari a 1,5 metri. Alimentatore non incluso e da installare in remoto (pag. xxxxxxxxxx). Non sono inclusi gli accessori per la realizzazione di apparecchi di illuminazione a parete o a sospensione, con sviluppo orizzontale o verticale. Tutti gli accessori devono essere ordinati separatamente.

Flexible, dimmable LED strips with a watertight silicone coating (IP66), which can be bent in any direction. Available in 3 lengths: 1 metre, 2.5 metres or 5 metres reel. Equipped with a 1.5 metre power cable at the initial end. Power supply not included and to be installed remotely (pages xxxxxxxxxx). Accessories for wall-mounted or pendant luminaires with horizontal or vertical development are not included. All accessories must be ordered separately.



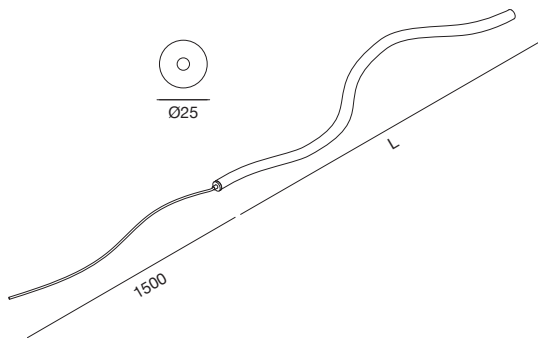
30.000

240 LED  
SMD 2835  
20W | 24Vdc  
CRI >90

BEAM



L 1000 mm  
**GST200C** 3000K 1000lm



600 LED  
SMD 2835  
50W | 24Vdc  
CRI >90

BEAM



L 2500 mm  
**GST201C** 3000K 2909lm

1200 LED  
SMD 2835  
100W | 24Vdc  
CRI >90

BEAM



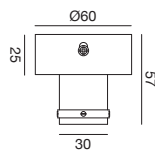
L 5000 mm  
**GST202C** 3000K 3567lm



## ACCESSORI / ACCESSORIES

### NEON FLEX 360

Kit per installazione a plafone del tubo GST200C/GST201C/GST202C.  
Finiture disponibili: bianco opaco, nero opaco o oro.  
Accessori per la realizzazione di qualsiasi composizione da acquistare separatamente.



GST200C/GST201C/GST202C ceiling installation kit.  
Finishes available: matt white, matt black or gold.  
Accessories for any desired composition to be purchased separately.



Bianco opaco  
Matt White  
**GSTKP1**

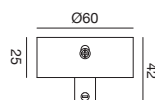


Nero opaco  
Matt Black  
**GSTKP2**



Oro / Gold  
**GSTKP3**

Kit per installazione a sospensione del tubo GST200C/GST201C/GST202C.  
Finiture disponibili: bianco opaco, nero opaco o oro.  
Accessori per la realizzazione di qualsiasi composizione da acquistare separatamente.



GST200C/GST201C/GST202C suspension installation kit.  
Finishes available: matt white, matt black or gold.  
Accessories to create any composition are to be purchased separately.



Bianco opaco  
Matt White  
**GSTKS1**

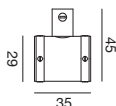


Nero opaco  
Matt Black  
**GSTKS2**



Oro / Gold  
**GSTKS3**

Kit per installazione a sospensione di forma circolare del tubo GST200C/GST201C/GST202C.  
Finiture disponibili: bianco opaco, nero opaco o oro.  
Accessori per la realizzazione di qualsiasi composizione da acquistare separatamente.



GST200C/GST201C/GST202C circular suspension installation kit.  
Finishes available: matt white, matt black or gold.  
Accessories to create any composition are to be purchased separately.



Bianco opaco  
Matt White  
**GSTKS4**

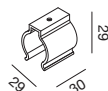


Nero opaco  
Matt Black  
**GSTKS5**



Oro / Gold  
**GSTKS6**

Clip singola per la realizzazione di composizioni di forme particolari a plafone.  
Finitura: policarbonato trasparente.

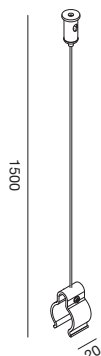


Single clip for special shape ceiling compositions.  
Finish: transparent polycarbonate.



Policarbonato trasparente  
Transparent polycarbonate  
**GSTC23**

Kit cavo singolo con clip per la realizzazione di composizioni di forme particolari a sospensione.  
Finitura: grigio con clip in policarbonato trasparente.



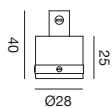
Single cable kit with clips to create compositions of peculiar suspension shapes.  
Finish: gray with transparent polycarbonate clip.



Grigio e Policarbonato trasparente  
Gray and Transparent polycarbonate  
**GSTC22**



Tappo di chiusura in alluminio con uscita del cavo nella parte superiore.  
 Finiture disponibili: bianco opaco, nero opaco o oro.  
 Accessori per la realizzazione di qualsiasi composizione da acquistare separatamente..



Bianco opaco  
 Matt White  
**GSTPT1**



Nero opaco  
 Matt Black  
**GSTPT2**



Oro / Gold  
**GSTPT3**

Tappo di chiusura in alluminio senza uscita del cavo.  
 Finiture disponibili: bianco opaco, nero opaco o oro.  
 Accessori per la realizzazione di qualsiasi composizione da acquistare separatamente.



Bianco opaco  
 Matt White  
**GSTPT4**

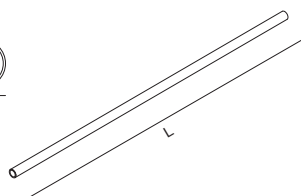


Nero opaco  
 Matt Black  
**GSTPT5**



Oro / Gold  
**GSTPT6**

Tubo in policarbonato trasparente disponibile in 2 misure: 1 metro e 2,5 metri.  
 Utilizzabile per la realizzazione di sospensioni verticali o orizzontali.  
 Accessori per la realizzazione di qualsiasi composizione da acquistare separatamente.



Policarbonato trasparente /  
 Transparent polycarbonate  
 L 1000 mm  
**GSTP190**

Policarbonato trasparente /  
 Transparent polycarbonate  
 L 2500 mm  
**GSTP191**

Transparent polycarbonate tube available in 2 sizes: 1 metre and 2.5 metres.  
 Can be used to create vertical or horizontal suspensions.  
 Accessories to create any composition are to be purchased separately.

## ESEMPI INSTALLAZIONE / ESEMPI INSTALLAZIONE

### NEON FLEX 360

Composizione esempio 1  
Composition example 1

**GST200C** x 1  
**GST201C** x 1  
**GSTKP1** x 2  
**GSTPT1** x 1  
**GSTPT4** x 1  
**GSTKS1** x 1  
**GSTC22** x 2  
**GSTP190** x 1



Composizione esempio 2  
Composition example 2

**GST201C** x 1  
**GSTKS1** x 1  
**GSTPT1** x 1  
**GSTPT4** x 1  
**GSTP191** x 1  
**GSTC22** x 3





Composizione esempio 4  
Composition example 4

**GST200C** x 3  
**GSTKS2** x 3  
**GSTPT2** x 3  
**GSTPT5** x 3  
**GSTP190** x 3

# NEON FLEX 3D

NEON FLEX 3D è una soluzione innovativa per l'illuminazione che trasforma il modo di pensare agli spazi luminosi.

NEON FLEX 3D è una striscia luminosa continua e flessibile in ogni direzione, progettata per emettere una luce uniforme dalla sua faccia superiore.

Il sistema è accompagnato da una serie di accessori per l'installazione sia a soffitto che a parete, rendendolo un'opzione estremamente versatile e facile da implementare. La sua straordinaria flessibilità consente di creare forme illimitate, adattandosi perfettamente a qualsiasi esigenza di design. Che si tratti di curve sinuose o angoli netti, NEON FLEX 3D si adatta facilmente, aprendo nuove possibilità di esplorare configurazioni luminose uniche e innovative.

NEON FLEX 3D is an innovative lighting solution that transforms the mindset behind lighting spaces.

NEON FLEX 3D is a continuous light strip flexible in every direction, designed to emit uniform light from its upper side.

The system comes with a range of accessories for both ceiling and wall installation, making it an extremely versatile and easy-to-implement option. Its extraordinary flexibility offers unlimited possibilities for creating shapes, adapting perfectly to any design requirement. From sinuous curves to sharp angles, NEON FLEX 3D adapts easily, opening up new possibilities to explore unique and innovative lighting configurations.



## FLESSIBILE E RESISTENTE FLEXIBLE AND RESISTANT

Neon Flex 3D è una striscia LED flessibile con possibilità di piegatura in qualsiasi direzione e può essere adattata a qualsiasi forma senza compromettere la qualità del prodotto.

Neon Flex 3D is a flexible LED strip that can be bent in any direction and can be adapted to any shape without compromising the product quality.



## SEZIONABILE SECTIONABLE

Neon Flex 3D è fornita in rolla lunga 5 metri ed è sezionabile ogni 6 LED (5 cm). Il sistema prevede gli accessori per sigillare la rolla dopo il taglio.

Neon Flex 3D is supplied on a 5-metre reel and can be sectioned every 6 LEDs (5 cm). The system includes accessories to seal the reel after cutting.



## RESISTENTE ALL'ACQUA IP66 WATER RESISTANT IP66

Neon Flex 3D è realizzata con un rivestimento stagno IP66 che garantisce protezione dalla polvere e a potenti getti d'acqua, e la rende una scelta adatta anche per scenari più impegnativi.

Neon Flex 3D is constructed with an IP66 watertight casing that provides protection from dust and powerful water jets, making it a suitable choice for even the most demanding scenarios.



Striscia flessibile a LED dimmerabile con rivestimento stagno (IP66), con possibilità di piegatura in qualsiasi direzione. Rolla sezionabile lunga 5 metri. Disponibili gli accessori per sigillare la rolla dopo il taglio. Dotato di cavo di alimentazione all'estremità iniziale di lunghezza pari a 30 centimetri.


Alimentatore non incluso da acquistare separatamente e da installare in remoto (pag. 312-313).

La rolla non è adesiva; tutti gli accessori per il fissaggio e per la realizzazione di composizioni lineari o flessibili devono essere ordinati separatamente.

Flexible, dimmable LED strip with watertight casing (IP66), can be bent in any direction. Cuttable 5-metre long reel.

Accessories to seal the reel after cutting are available. Equipped with a 30 cm long power cable at the initial end.

Power supply not included to be purchased separately and installed remotely (pages 312-313). The reel is not adhesive; all accessories for fixing and making linear or flexible compositions must be ordered separately.



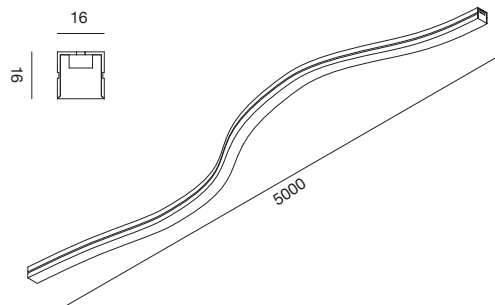
## STRIP LED 14,4W/m - 16x16 mm

24Vdc

Sezionabile ogni / Cuttable every:  
6 LED (5 cm)



	CODE	CCT	FLUX / m
126 LED	<b>GST210C</b>	3000K	830lm
SMD 2835	<b>GST210N</b>	4000K	880lm
72W   24Vdc			
CRI >90			
IP66			

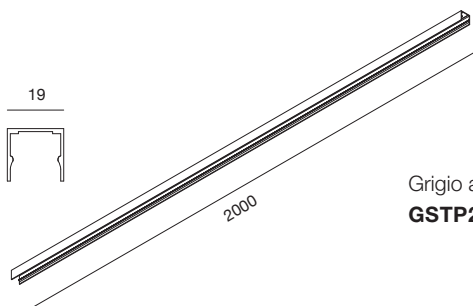
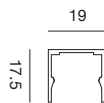


## ACCESSORI / ACCESSORIES

### NEON FLEX 3D

Profilo in alluminio estruso sezionabile per la realizzazione di composizioni lineari della strip GST210C o GST210N.  
Finitura: grigio alluminio.

Sectionable extruded aluminum profile for linear compositions of the GST210C or GST210N strip.  
Finish: aluminum gray.

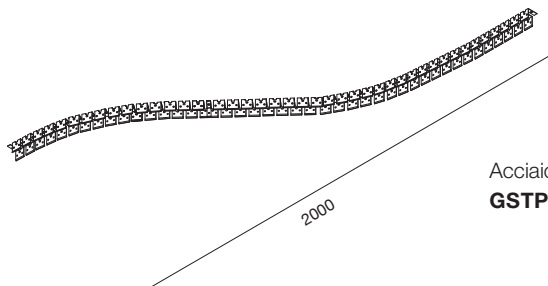


Grigio alluminio / Aluminum Gray  
**GSTP200**



Profilo flessibile in acciaio per strip GST210C o GST210N.  
Per la realizzazione di forme tonde o a spirale.  
Finitura: grigio.

Flexible steel profile for strip GST210C or GST210N.  
To create round or spiral shapes.  
Finish: grey.

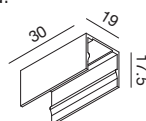


Acciaio / Steel  
**GSTP210**




Clip in alluminio per il fissaggio della strip GST210C o GST210N.  
Da utilizzare al posto del GSTP200 o del GSTP210.

Aluminum clip to attach the GST210C or GST210N strip.  
To be used in place of GSTP200 or GSTP210.

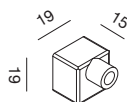


Grigio alluminio / Aluminum Gray  
**GSTC24**



Tappo in silicone con uscita del cavo nella parte superiore per la chiusura della strip GST210C o GST210N dopo averla sezionata. Indispensabile l'utilizzo del silicone di chiusura GSTSI1.

Silicone plug with cable outlet at the top for closing the GST210C or GST210N strip after sectioning.  
It is essential to use GSTSI1 closing silicone.

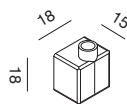


Policarbonato bianco  
White Polycarbonate  
**GSTPT7**



Tappo in silicone con uscita del cavo nella parte laterale per la chiusura della strip GST210C o GST210N dopo averla sezionata. Indispensabile l'utilizzo del silicone di chiusura GSTSI1.

Silicone plug with cable outlet on the side for closing the GST210C or GST210N strip after sectioning.  
It is essential to use GSTSI1 closing silicone.

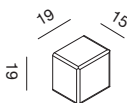


Policarbonato bianco  
White Polycarbonate  
**GSTPT8**



Tappo in silicone senza uscita del cavo per la chiusura della strip GST210C o GST210N dopo averla sezionata. Indispensabile l'utilizzo del silicone di chiusura GSTSI1.

Silicone plug without cable outlet for closing the GST210C or GST210N strip after sectioning.  
It is essential to use GSTSI1 closing silicone.



Policarbonato bianco  
White Polycarbonate  
**GSTPT9**



Tubetto di silicone da utilizzare per la chiusura con tappo della strip GST210C o GST210N.

Silicone tube to be used for closing the GST210C or GST210C strip with a cap.

**GSTSI1**



# STRIP LED 220-240V

STRIP LED 220-240V è la soluzione di illuminazione che offre una facilità di utilizzo e un'adattabilità senza pari. Questo innovativo sistema non richiede un driver di alimentazione, semplificando l'installazione e riducendo il tempo necessario per la configurazione.

La striscia Strip Led può essere tagliata ogni 6 LED (5 cm) ed è disponibile una gamma di accessori progettati per facilitare la connessione e il montaggio. Questa flessibilità rende STRIP LED 220-240V adatta a qualsiasi spazio, offrendo infinite possibilità di personalizzazione.

STRIP LED 220-240V is the lighting solution that offers unparalleled ease of use and adaptability. This innovative system does not require a power driver, simplifying installation and reducing the time needed for set-up.

The Strip Led can be cut every 6 LEDs (5 cm) and a range of accessories designed for easy connection and mounting is available. This flexibility makes STRIP LED 220-240V suitable for any space, offering endless possibilities of customisation.



## COLLEGAMENTI VELOCI E SENZA TRAFORMATORE

### FAST AND TRANSFORMER- FREE CONNECTIONS

Strip Led 220-240V è una striscia LED estremamente che si collega senza necessità di Driver di alimentazione. Questo la rende una soluzione di illuminazione facile da realizzare, ed estremamente adattabile.

Strip Led 220-240V is an LED strip that connects extremely fast without requiring a power supply driver. This makes it an easy-to-implement and extremely adaptable lighting solution.



## SEZIONABILE OGNI 5 CM SECTIONABLE EVERY 5 CM

Strip Led 220-240V è fornita in rolla lunga 5 metri può essere tagliata ogni 6 LED (5 cm) ed sono disponibili accessori di connessione per consentire di adattare perfettamente la lunghezza alle specifiche esigenze del progetto.

Strip Led 220-240V is supplied on a 5 metre long reel, can be cut every 6 LEDs (5 cm) and connection accessories are available to perfectly fit the length to specific project requirements.



## GRADO DI PROTEZIONE IP65 IP65 PROTECTION RATING

Grazie alla protezione IP65, Strip Led 220-240V è una soluzione affidabile per l'installazione in qualsiasi contesto architettonico, garantendo prestazioni eccellenti sia in ambienti interni che esterni.

Thanks to its IP65 protection rating, Strip Led 220-240V is a reliable solution for installation in any architectural context, guaranteeing excellent performance in both indoor and outdoor environments.





## STRIP LED DIMMERABILE / DIMMABLE

La confezione della striscia LED contiene una rolla lunga 5 metri. LED montati su un circuito flessibile ed adesivo. Temperatura di esercizio  $-20^{\circ} \sim +60^{\circ}\text{C}$ .

Dimmerabile a taglio di fase tramite dimmer esterno + push (non inclusi).

Durata 50.000 ore. Garanzia 2 anni.

È consigliato l'uso di accessori di fissaggio a parete GSTP07.

Accessori non inclusi.

The package of LED strips contains a 5-metre long roll.

LEDs mounted on a flexible and adhesive circuit.

Operating temperature  $-20^{\circ} \sim +60^{\circ}\text{C}$ .

Phase cut dimmable via external dimmer + push (not included).

Life 50,000 hours. 2 years warranty.

We recommend using wall fixing accessories GSTP07.

Accessories not included.



## STRIP LED 15W/m - 12 mm

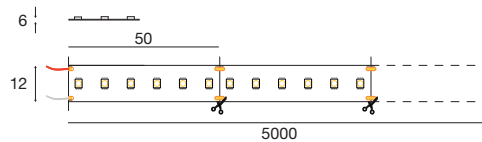
220-240Vac

Sezionabile ogni / Cuttable every:  
6 LED (5 cm)



	CODE	CCT	FLUX / m
15W/m	<b>GST190C</b>	3000K	1394lm
SMD 2835 120 LED/m CRI >80	<b>GST190N</b>	4000K	1458lm

IP65 waterproof - Silicone



Non richiede alcun attrezzo per essere installato. Basta inserire la striscia LED all'interno e agganciarlo con una leggera pressione.

It does not require any tools to be installed. Simply insert the LED strip and attach it with light pressure.



## ACCESSORI / ACCESSORIES

## STRIP LED 220-240V

Alimentazione diretta per spezzoni o sezioni di strip LED GST190C o GST190N. Dotato di vano connessione con filtri contro sovraestensioni; può essere eliminata se non necessaria.

**GSTC20**

Direct power supply for segments or section of GST190c or GST190N LED strip. Equipped with a connection compartment with surge filter; can be removed if not required.

Connettore con cavo flessibile per giunzione angolare di strip LED GST190C o GST190N.

**GSTC21**

Connector with flexible cable for corner jointing of GST190C or GST190N LED strips.

Connettore rigido per giunzione lineare di strip LED GST190C o GST190N.

**GSTP04**

Rigid connector for linear junction of GST190C or GST190N LED strips.

Connettore rigido per giunzione angolare di strip LED GST190C o GST190N.

**GSTP05**

Rigid connector for corner jointing of GST190C or GST190N LED strips.

Tappo in silicone senza uscita cavo per la chiusura della strip LED GST190C o GST190N. Indispensabile l'utilizzo del silicone di chiusura GSTSI1. Confezione da 20 pezzi.

**GSTP06**

Silicone cap without cable outlet for closing the GST190C or GST190N LED strip. The use of GSTSI1 closing silicone is essential. Pack of 20 pieces.

Clip in plastica trasparente per la strip LED GST190C o GST190N. Confezione da 20 pezzi.

**GSTP07**

Transparent plastic clip for the GST190C or GST190N LED strip. Pack of 20 pieces..

Tubetto di silicone da utilizzare per la chiusura con tappo della strip GST190C o GST190N.





**GSTSI1**

Silicone tube to be used for closing the GST190C or GST190N strip with a cap.

## ALIMENTATORI / POWER SUPPLIES 24Vdc

NON DIMMERABILI / NON-DIMMABLE

 IP20

		CODE	POWER	V in	V out	Ampere	L x P x H (mm)
Per strisce LED For LED strips		<b>GSTT30</b>	35W	185-264Vac	24Vdc	1,46 A	85x60x34
		<b>GSTT31</b>	60W	100-240Vac	24Vdc	2,50 A	167x97x45
		<b>GSTT32</b>	100W	100-240Vac	24Vdc	4,17 A	160x98x40
		<b>GSTT33</b>	150W	185-264Vac	24Vdc	6,25 A	160x98x40
		<b>GSTT34</b>	200W	185-264Vac	24Vdc	8,33 A	160x98x40
		<b>GSTT35</b>	250W	185-264Vac	24Vdc	10,42 A	160x98x40
Dotato di ventola di raffreddamento Equipped with cooling fan		<b>GSTT36</b>	300W	185-264Vac	24Vdc	12,50 A	215x115x50

 IP20

		CODE	POWER	V in	V out	Ampere	L x P x H (mm)
Per strisce LED For LED strips		<b>GSTT37</b>	30W	220-240Vac	24Vdc	1,25 A	153x41x32
		<b>GSTT38</b>	60W	220-240Vac	24Vdc	2,50 A	180x52x30
		<b>GSTT40</b>	50W	220-240Vac	24Vdc	2,1 A	184x61x32
		<b>GSTT41</b>	100W	220-240Vac	24Vdc	4,5 A	184x61x32
		<b>GSTT42</b>	150W	220-240Vac	24Vdc	6,25 A	210x67x34
		<b>GSTT47</b>	75W	220-240Vac	24Vdc	3,125 A	305x30x17
		<b>GSTT48</b>	150W	220-240Vac	24Vdc	6,25 A	330 x30x22

## ALIMENTATORI / POWER SUPPLIES 24Vdc

NON DIMMERABILI / NON-DIMMABLE








	CODE	POWER	V in	V out	Ampere	L x P x H (mm)
Per strisce LED For LED strips	<b>GSTT44</b>	60W	90-264Vac	24Vdc	2,5 A	170x40x23
	<b>GSTT45</b>	100W	90-264Vac	24Vdc	4,16 A	190x55x35
	<b>GSTT46</b>	150W	90-264Vac	24Vdc	6,25 A	205x50x30
						

## ALIMENTATORI / POWER SUPPLIES 24Vdc

DIMMERABILI / DIMMABLE



	CODE	POWER	V in	V out	Ampere	L x P x H (mm)
Per strisce LED For LED strips	<b>GSTT15</b>	75W	220-240Vac	24Vdc	3,12 A	293x43x30
 <b>PUSH</b> <b>HALI</b>	<b>GSTT16</b>	36W	220-240Vac	24Vdc	1,50 A	210x43x30
 <b>PUSH</b> <b>0-10V</b>	<b>GSTT18</b>	150W	220-240Vac	24Vdc	6,25 A	352x43x30
 <b>PUSH</b> <b>0-10V</b>	<b>GSTT49</b>	75W	220-240Vac	24Vdc	3,125 A	400x32x22
 <b>PUSH</b>	<b>GSTT50</b>	150W	220-240Vac	24Vdc	6,25 A	400x32x22
 <b>PUSH</b> <b>HALI</b>	<b>GSTT51</b>	240W	220-240Vac	24Vdc	10 A	450x32x22

## CENTRALINA + TELECOMANDO PER STRISCE LED / CONTROL UNIT + REMOTE CONTROL FOR LED STRIPS

IP20

	CODE	POWER	V in	V out	Ampere	L x P x H (mm)
Per strisce LED RGB For RGB LED strips > GST062R - GST063R - GST164R GST165R - GST184R - GST185R 	<b>GSTTE2</b>	144W	24Vdc	24Vdc	6 A	63x35x22
Telecomando ad infrarossi, no touch Remote controller infrared, no touch	Alimentatore non incluso - vedi pag. 348 - 351 / Power supply not included - see pages 348 - 351 Batterie per telecomandi non fornite / Batteries for remote controls not supplied					
Per strisce LED RGB For RGB LED strips > GST062R - GST063R - GST164R GST165R - GST184R - GST185R 	<b>GSTTE4</b>	288W	24Vdc	24Vdc	12 A	89x70x28
Telecomando ad onde radio, touch Radio remote controller, touch	Alimentatore non incluso - vedi pag. 348 - 351 / Power supply not included - see pages 348 - 351 Batterie per telecomandi non fornite / Batteries for remote controls not supplied					
Per strisce LED RGB + BIANCO For RGB LED strips + WHITE > GST061R 	<b>GSTTE6</b>	480W	24Vdc	24Vdc	20 A	175x30x44
Telecomando ad onde radio, touch Radio remote controller, touch	Alimentatore non incluso - vedi pag. 348 - 351 / Power supply not included - see pages 348 - 351 Batterie per telecomando incluse / Batteries for remote controls included					
È possibile abbinare il GSTC18 per potenze superiori ai 480 W - MAX 9 GSTC18 (4800 W) The GSTC18 may be used for powers above 480 W - MAX 9 GSTC18 (4800 W)						
Per strisce LED MONOCOLORE For SINGLE COLOUR LED strips 	<b>GSTTE5</b>	216W	24Vdc	24Vdc	9 A	135x30x20
Telecomando ad onde radio, touch Radio remote controller, touch	Alimentatore non incluso - vedi pag. 348 - 351 / Power supply not included - see pages 348 - 351 Batterie per telecomando incluse / Batteries for remote controls included					
È possibile abbinare il GSTC17 per potenze superiori ai 216 W - MAX 9 GSTC17 (2160 W) The GSTC17 may be used for powers above 216 W - MAX 9 GSTC17 (2160 W)						

## CENTRALINA AGGIUNTIVA PER STRISCE LED / ADDITIONAL CONTROL UNIT FOR LED STRIPS

IP20

	CODE	POWER	V in	V out	Ampere	L x P x H (mm)
Per strisce LED MONOCOLORE For SINGLE COLOUR LED strips > GSTTE5 	<b>GSTC17</b>	216W	24Vdc	24Vdc	9 A	135x30x20
	MAX 9 apparecchi comandabili con GSTTE5 / MAX 9 devices controllable with a GSTTE5 Alimentatore e GSTTE5 non incluso / Power supply and GSTTE5 not included					
Per strisce LED RGB For RGB LED strips > GSTTE6 	<b>GSTC18</b>	480W	24Vdc	24Vdc	20 A	175x30x44
	MAX 9 apparecchi comandabili con GSTTE6 / MAX 9 devices controllable with a GSTTE6 Alimentatore e GSTTE6 / Power supply and GSTTE6 not included					

## ACCESSORI STRISCE LED / LED STRIPS ACCESSORIES

IP20

	CODE
<p>Connettore di giunzione per strip LED MONOCOLORE larghezza 10 mm</p> <p>Binding connector for SINGLE COLOUR LED strips width 10 mm</p> 	<p><b>GSTC05</b></p> <p>Confezione da 10 pezzi / Pack of 10 pieces</p>
<p>Doppio connettore con cavo 15 cm per strip LED MONOCOLORE larghezza 10 mm.</p> <p>Two ends connectors with middle cable length 15 cm for SINGLE COLOUR LED strips width 10 mm.</p> 	<p><b>GSTC09</b></p> <p>Confezione da 10 pezzi / Pack of 10 pieces</p>
<p>Connettore di giunzione per strip LED RGB larghezza 10 mm</p> <p>Binding connector for RGB LED strips width 10 mm</p> 	<p><b>GSTC06</b></p> <p>Confezione da 10 pezzi / Pack of 10 pieces per / for GST062R - GST165R</p>
<p>Singolo connettore con cavo 15 cm per strip LED RGB larghezza 10 mm</p> <p>Single end connector with middle cable length 15 cm for RGB LED strips width 10 mm</p> 	<p><b>GSTC08</b></p> <p>Confezione da 10 pezzi / Pack of 10 pieces per / for GST062R - GST165R</p>
<p>Doppio connettore con cavo 15 cm per strip LED RGB larghezza 10 mm.</p> <p>Two ends connectors with middle cable length 15 cm for RGB LED strips width 10 mm</p> 	<p><b>GSTC10</b></p> <p>Confezione da 10 pezzi / Pack of 10 pieces per / for GST062R - GST165R</p>
<p>Staffette di fissaggio per Strip IP20</p> <p>Fixing brackets for Strip IP20</p> 	<p><b>GSTP01</b></p>







# **FARETTI INCASSO IP65**

## **IP65 RECESSED SPOTLIGHTS**

Faretto da incasso IP65.  
 Struttura in alluminio.  
 Finitura in bianco satinato o nero satinato.  
 Diffusore in metacrilato trasparente.  
 Possono essere installati in bagno  
 o all'esterno.  
 Modulo LED incluso.  
 Trasformatore incluso ma non integrato.

IP65 recessed spotlight.  
 Aluminum structure.  
 Satin white or satin black finish.  
 Transparent methacrylate diffuser.  
 Can be installed in the bathroom  
 or outdoors.  
 LED module included.  
 Transformer included but not integrated.



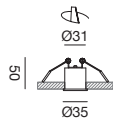
**NEW**



106 0,0003 30.000

LED  
 3W | 220-240Vac  
 CRI >90

BEAM



Bianco / White

**GFA1920C** 3000K 200lm  
**GFA1920N** 4000K 240lm



Nero / Black

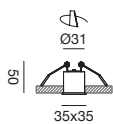
**GFA1921C** 3000K 200lm  
**GFA1921N** 4000K 240lm



108 0,0003 30.000

LED  
 3W | 220-240Vac  
 CRI >90

BEAM



Bianco / White

**GFA1922C** 3000K 200lm  
**GFA1922N** 4000K 240lm



Nero / Black

**GFA1923C** 3000K 200lm  
**GFA1923N** 4000K 240lm

DRIVER Misure alimentatore (susceptibili di variazioni)  
 Measures power supply (measures could have variations)  
 46x23x21 mm







# PLAFONIERE E APPLIQUE CEILING AND WALL LIGHTS

Plafoniera rotonda.

Struttura in materiale plastico.

Finitura in bianco opaco o nero opaco.

Diffusore in policarbonato bianco opale.

Possibilità di scegliere la temperatura della luce (3000K, 4000K o 6000K) prima dell'installazione finale della plafoniera.

Modulo LED incluso.

Round ceiling light.

Plastic structure.

Matt white or matt black finish.

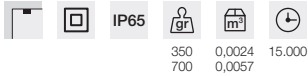
Opal white polycarbonate diffuser.

Possibility of choosing the light temperature (3000K, 4000K or 6000K) before final installation of the ceiling light.

LED module included.

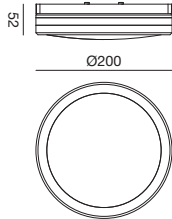


**NEW**



LED  
20W | 220-240Vac  
CRI >80

BEAM



Bianco opaco / Matt White

**GPL340** 3000K 1800lm  
4000K 1900lm  
6000K 1800lm

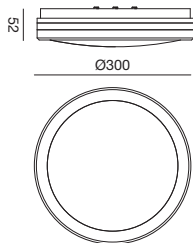


Nero opaco / Matt Black

**GPL341** 3000K 1800lm  
4000K 1900lm  
6000K 1800lm

LED  
30W | 220-240Vac  
CRI >80

BEAM



Bianco opaco / Matt White

**GPL342** 3000K 2700lm  
4000K 2800lm  
6000K 2700lm



Nero opaco / Matt Black

**GPL343** 3000K 2700lm  
4000K 2800lm  
6000K 2700lm



Plafoniera rotonda.  
 Struttura in alluminio.  
 Finitura in grigio antracite,  
 bianco opaco o marrone.  
 Diffusore in policarbonato bianco opale.  
 Possibilità di scegliere la temperatura della  
 luce (3000K o 4000K) prima dell'installazione  
 finale della plafoniera.  
 Modulo LED incluso.

Round ceiling lamp.  
 Aluminum structure.  
 Finish in gray graphite, matt white or brown.  
 Opal white polycarbonate diffuser.  
 Possibility of choosing the light temperature  
 (3000K or 4000K) before final installation of  
 the ceiling light.  
 LED module included. Modulo LED incluso.

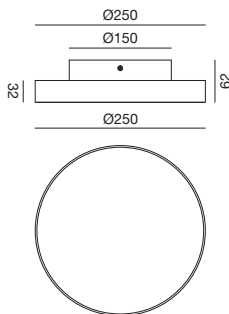


**NEW**



LED  
 24W | 220-240Vac  
 CRI >80

BEAM



Grigio antracite / Gray graphite  
**GPL350** 3000K 2200lm  
 4000K 2300lm



Bianco opaco / Matt White  
**GPL351** 3000K 2200lm  
 4000K 2300lm



Marrone / Brown  
**GPL352** 3000K 2200lm  
 4000K 2300lm





Plafoniera rotonda.  
 Struttura in alluminio.  
 Finitura in grigio antracite,  
 bianco opaco o marrone.  
 Diffusore in policarbonato bianco opale.  
 Possibilità di scegliere la temperatura della  
 luce (3000K o 4000K) prima dell'installazione  
 finale della plafoniera.  
 Modulo LED incluso.

Round ceiling lamp.  
 Aluminum structure.  
 Finish in gray graphite, matt white or brown.  
 Opal white polycarbonate diffuser.  
 Possibility of choosing the light temperature  
 (3000K or 4000K) before final installation of  
 the ceiling light.  
 LED module included. Modulo LED incluso.

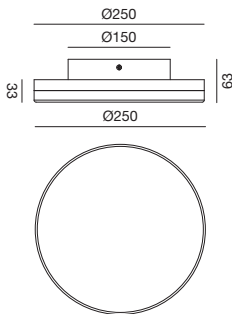


**NEW**



LED  
 24W | 220-240Vac  
 CRI >80

BEAM



Grigio antracite / Gray graphite  
**GPL360** 3000K 2200lm  
 4000K 2300lm



Bianco opaco / Matt White  
**GPL361** 3000K 2200lm  
 4000K 2300lm



Marrone / Brown  
**GPL362** 3000K 2200lm  
 4000K 2300lm



Plafoniera.  
 Struttura in alluminio.  
 Finitura in grigio antracite,  
 bianco opaco o marrone.  
 Diffusore in policarbonato bianco opale.  
 Possibilità di scegliere la temperatura della  
 luce (3000K o 4000K) prima dell'installazione  
 finale della plafoniera.  
 Modulo LED incluso.

Ceiling lamp.  
 Aluminum structure.  
 Finish in gray graphite, matt white or brown.  
 Opal white polycarbonate diffuser.  
 Possibility of choosing the light temperature  
 (3000K or 4000K) before final installation of  
 the ceiling light.  
 LED module included. Modulo LED incluso.

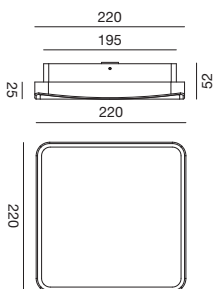


**NEW**



LED  
 24W | 220-240Vac  
 CRI >80

BEAM



Grigio antracite / Gray graphite  
**GPL370** 3000K 2200lm  
 4000K 2300lm




Bianco opaco / Matt White  
**GPL371** 3000K 2200lm  
 4000K 2300lm



Marrone / Brown  
**GPL372** 3000K 2200lm  
 4000K 2300lm







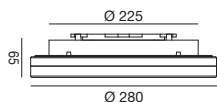
Plafoniera rotonda.  
 Struttura in materiale plastico.  
 Finitura in bianco opaco.  
 Diffusore in metacrilato.  
 Modulo LED incluso.  
 Garanzia 3 anni.

Round ceiling light.  
 Plastic body.  
 Matt white finish.  
 Methacrylate diffuser.  
 LED module included.  
 3 years warranty.



LED  
 18W | 170-265Vac  
 CRI >80

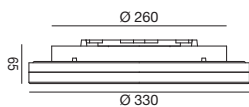
BEAM



Bianco opaco / Matt White  
**GES830** 4000K 1620lm

LED  
 30W | 170-265Vac  
 CRI >80

BEAM




Bianco opaco / Matt White  
**GES831** 4000K 2700lm



Plafoniera quadrata.  
Struttura in materiale plastico.  
Finitura in bianco opaco.  
Diffusore in metacrilato.  
Modulo LED incluso.  
Garanzia 3 anni.

Square ceiling lamp.  
Plastic body.  
Matt white finish.  
Methacrylate diffuser.  
LED module included.  
3 years warranty.



LED  
18W | 170-265Vac  
CRI >80

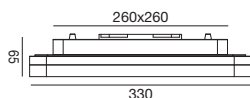
BEAM



Bianco opaco / Matt White  
**GES832** 4000K 1620lm

LED  
30W | 170-265Vac  
CRI >80

BEAM



Bianco opaco / Matt White  
**GES833** 4000K 3200lm

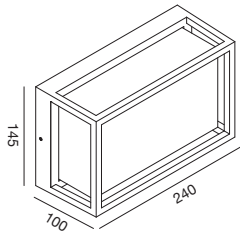
Plafoniera.  
 Struttura in alluminio.  
 Finitura in bianco opaco,  
 grigio antracite o marrone.  
 Diffusore in metacrilato bianco.  
 Possibilità di scegliere la temperatura  
 della luce (3000K, 4000K, 5000K) prima  
 dell'installazione finale della plafoniera.  
 Modulo LED e trasformatore inclusi.

Ceiling lamp.  
 Aluminum structure.  
 Matt white, gray graphite  
 or brown finish.  
 White methacrylate diffuser.  
 Option to choose the light temperature  
 (3000K, 4000K or 5000K) before the final  
 installation of the ceiling light.  
 LED module and transformer included.



LED  
 12W | 220-240Vac  
 CRI >80

BEAM



Bianco / White

**GES2100** 3000K 910lm  
 4000K 1010lm  
 5000K 990lm



Grigio antracite / Gray graphite

**GES2101** 3000K 710lm  
 4000K 790lm  
 5000K 770lm




Marrone / Brown

**GES2102** 3000K 710lm  
 4000K 780lm  
 5000K 760lm

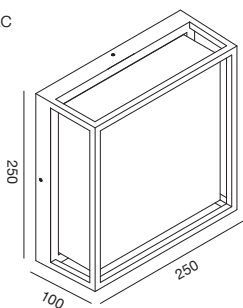
Plafoniera.  
 Struttura in alluminio.  
 Finitura in bianco opaco,  
 grigio antracite o marrone.  
 Diffusore in metacrilato bianco.  
 Possibilità di scegliere la temperatura  
 della luce (3000K, 4000K, 5000K) prima  
 dell'installazione finale della plafoniera.  
 Modulo LED e trasformatore inclusi.

Ceiling lamp.  
 Aluminum structure.  
 Matt white, gray graphite  
 or brown finish.  
 White methacrylate diffuser.  
 Option to choose the light temperature  
 (3000K, 4000K or 5000K) before the final  
 installation of the ceiling light.  
 LED module and transformer included.




LED  
 20W | 220-240Vac  
 CRI >80

BEAM



Bianco opaco / Matt White  
**GES2090** 3000K 1200lm  
 4000K 1340lm  
 5000K 1330lm



Grigio antracite / Gray graphite  
**GES2091** 3000K 980lm  
 4000K 1080lm  
 5000K 1070lm



Marrone / Brown  
**GES2092** 3000K 960lm  
 4000K 1050lm  
 5000K 1010lm

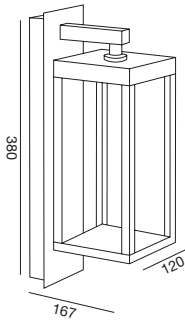
Applique.  
 Struttura in alluminio.  
 Finitura in bianco, grigio antracite o marrone.  
 Diffusore in vetro trasparente.  
 Modulo LED e trasformatore inclusi.

Wall light.  
 Aluminum structure.  
 White, gray graphite or brown finish.  
 Transparent glass diffuser.  
 LED module and transformer included.



LED  
 13W | 220-240Vac  
 CRI >80

BEAM



**NEW**  
 3000K

Bianco / White

**GES770C** 3000K 700lm  
**GES770** 4000K 762lm



**NEW**  
 3000K

Grigio antracite / Gray graphite

**GES771C** 3000K 500lm  
**GES771** 4000K 533lm



**NEW**

Marrone / Brown

**GES772C** 3000K 500lm  
**GES772** 4000K 505lm



Applique monoemissione.

Struttura in alluminio pressofuso.

Alette interne regolabili per creare diversi effetti di luce.

Possibilità di scegliere la temperatura della luce (3000K, 4000K o 6500K) prima dell'installazione finale dell'applique.

Finitura in bianco, grigio antracite o marrone.

Diffusore in vetro trasparente.

Modulo LED incluso.

Paletto coordinato a pag. 472.

Single-emission wall light.

Die-cast aluminum structure.

Adjustable internal fins to create different lighting effects.

Possibility of choosing the light temperature (3000K, 4000K or 6500K) before final installation of the wall light.

Finish in white, gray graphite or brown.

Transparent glass diffuser.

LED module included.

Coordinated bollard page 472.



**NEW**



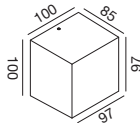
555 0,0011 25.000

LED  
10W | 220-240Vac  
CRI >80

Monoemissione  
Single Emission



BEAM  
min 0°  
max 90°



Bianco opaco / Matt White

**GES2300** 3000K 400lm  
4000K 500lm  
6500K 510lm



Grigio antracite / Gray graphite

**GES2310** 3000K 370lm  
4000K 450lm  
6500K 470lm



Marrone / Brown

**GES2320** 3000K 300lm  
4000K 350lm  
6500K 360lm

Alette interne regolabili  
per creare diversi effetti  
di luce.

Adjustable internal fins  
to create different lighting  
effects.





Applique.

Struttura in alluminio pressofuso.  
 Possibilità di scegliere la temperatura della luce (3000K, 4000K o 5000K) prima dell'installazione finale dell'applique.  
 Finitura in bianco opaco, grigio antracite o marrone.  
 Diffusore in vetro trasparente.  
 Modulo LED incluso.

Wall light.

Die-cast aluminum frame.  
 Possibility of choosing the light temperature (3000K, 4000K or 5000K) before final installation of the wall light.  
 Finish in matt white, gray graphite or brown.  
 Transparent glass diffuser.  
 LED module included.

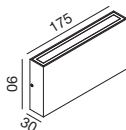


**NEW**



LED  
 2 x 5W | 220-240Vac  
 CRI >80

Biemissione  
 Double Emission



Bianco opaco / Matt White  
**GES2210** 3000K 660lm  
 4000K 750lm  
 5000K 700lm



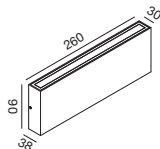
Grigio antracite / Gray graphite  
**GES2211** 3000K 650lm  
 4000K 730lm  
 5000K 680lm



Marrone / Brown  
**GES2212** 3000K 600lm  
 4000K 680lm  
 5000K 650lm

LED  
 2 x 10W | 220-240Vac  
 CRI >80

Biemissione  
 Double Emission



Bianco opaco / Matt White  
**GES2213** 3000K 1800lm  
 4000K 2100lm  
 5000K 2050lm



Grigio antracite / Gray graphite  
**GES2214** 3000K 1660lm  
 4000K 1900lm  
 5000K 1860lm



Marrone / Brown  
**GES2215** 3000K 1651lm  
 4000K 1897lm  
 5000K 1867lm





## Applique.


Struttura in alluminio pressofuso.  
Possibilità di scegliere la temperatura della luce (3000K, 4000K o 5000K) prima dell'installazione finale dell'applique.  
Finitura in bianco opaco, grigio antracite o marrone.  
Diffusore in vetro trasparente.  
Modulo LED incluso.

## Wall light.

Die-cast aluminum frame.  
Possibility of choosing the light temperature (3000K, 4000K or 5000K) before final installation of the wall light.  
Finish in matt white, gray graphite or brown.  
Transparent glass diffuser.  
LED module included.

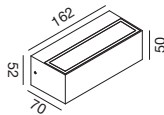


**NEW**




LED  
2 x 6W | 220-240Vac  
CRI >80

Biemissione  
Double Emission




Bianco opaco / Matt White

**GES2240** 3000K 800lm  
4000K 1000lm  
5000K 980lm



Grigio antracite / Gray graphite

**GES2241** 3000K 790lm  
4000K 890lm  
5000K 870lm

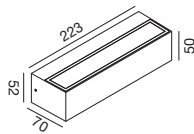


Marrone / Brown

**GES2242** 3000K 800lm  
4000K 920lm  
5000K 910lm


LED  
2 x 10W | 220-240Vac  
CRI >80

Biemissione  
Double Emission




Bianco opaco / Matt White

**GES2243** 3000K 1470lm  
4000K 1690lm  
5000K 1670lm



Grigio antracite / Gray graphite

**GES2244** 3000K 1390lm  
4000K 1620lm  
5000K 1580lm

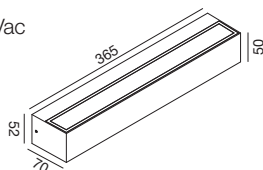


Marrone / Corten

**GES2245** 3000K 1370lm  
4000K 1580lm  
5000K 1590lm

LED  
2 x 18W | 220-240Vac  
CRI >80

Biemissione  
Double Emission




Bianco opaco / Matt White

**GES2246** 3000K 2750lm  
4000K 3160lm  
5000K 2810lm



Grigio antracite / Gray graphite

**GES2247** 3000K 1800lm  
4000K 2010lm  
5000K 2000lm



Marrone / Brown

**GES2248** 3000K 1850lm  
4000K 2050lm  
5000K 2000lm



Applique.

Struttura in alluminio pressofuso.  
 Diffusore in vetro trasparente.  
 Alette interne regolabili  
 per creare diversi effetti di luce.  
 Finitura in bianco opaco, nero opaco,  
 grigio antracite, grigio alluminio o marrone.  
 Modulo LED e trasformatore inclusi.

Wall light.

Die-cast aluminum structure.  
 Transparent glass diffuser.  
 Internal adjustable wings to create different  
 lighting effects.  
 Matt white, matt black, gray graphite,  
 aluminum gray or brown finish.  
 LED module and transformer included.

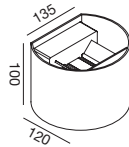


LED  
 2 x 5W | 220-240Vac  
 CRI >80

Biemissione  
 Double Emission



BEAM  
 min 0°  
 max 115°



Bianco opaco / Matt White  
**GES870C** 3000K 600lm  
**GES870N** 4000K 650lm



Grigio antracite / Gray graphite  
**GES871C** 3000K 475lm  
**GES871N** 4000K 510lm



Grigio alluminio / Aluminum Gray  
**GES872C** 3000K 510lm  
**GES872N** 4000K 550lm



Nero opaco / Matt Black  
**GES873C** 3000K 355lm  
**GES873N** 4000K 450lm



Marrone / Brown  
**GES874C** 3000K 475lm  
**GES874N** 4000K 510lm

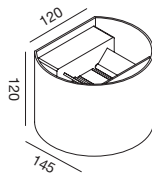


LED  
 2 x 10W | 220-240Vac  
 CRI >80

Biemissione  
 Double Emission



BEAM  
 min 0°  
 max 115°



Bianco opaco / Matt White  
**GES875C** 3000K 1193lm  
**GES875N** 4000K 1300lm



Grigio antracite / Gray graphite  
**GES876C** 3000K 900lm  
**GES876N** 4000K 1000lm



Marrone / Brown  
**GES877C** 3000K 920lm  
**GES877N** 4000K 1000lm



Applique.  
 Struttura in alluminio pressofuso.  
 Diffusore in vetro trasparente.  
 Alette interne regolabili  
 per creare diversi effetti di luce.  
 Finitura in bianco opaco, nero opaco,  
 grigio antracite, grigio alluminio o marrone.  
 Modulo LED e trasformatore inclusi.

Wall light.  
 Die-cast aluminum structure.  
 Transparent glass diffuser.  
 Internal adjustable wings to create different  
 lighting effects.  
 Matt white, matt black, gray graphite,  
 aluminum gray or brown finish.  
 LED module and transformer included.

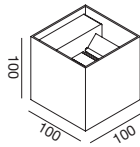


LED  
 2 x 5W | 220-240Vac  
 CRI >80

Biemissione  
 Double Emission



BEAM  
 min 0°  
 max 115°



Bianco opaco / Matt White  
**GES860C** 3000K 590lm  
**GES860N** 4000K 640lm



Grigio antracite / Gray graphite  
**GES861C** 3000K 465lm  
**GES861N** 4000K 500lm



Grigio alluminio / Aluminum Gray  
**GES862C** 3000K 500lm  
**GES862N** 4000K 540lm



Nero opaco / Matt Black  
**GES863C** 3000K 335lm  
**GES863N** 4000K 440lm



Marrone / Brown  
**GES864C** 3000K 475lm  
**GES864N** 4000K 500lm

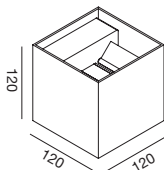


LED  
 2 x 10W | 220-240Vac  
 CRI >80

Biemissione  
 Double Emission



BEAM  
 min 0°  
 max 115°



Bianco opaco / Matt White  
**GES865C** 3000K 1190lm  
**GES865N** 4000K 1290lm



Grigio antracite / Gray graphite  
**GES866C** 3000K 840lm  
**GES866N** 4000K 920lm

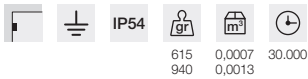


Marrone / Brown  
**GES867C** 3000K 830lm  
**GES867N** 4000K 940lm



Applique  
 Struttura in alluminio pressofuso.  
 Diffusore in vetro.  
 Finitura in bianco opaco,  
 grigio antracite o marrone.  
 Modulo LED e trasformatore inclusi.

Wall light.  
 Die-cast aluminum structure.  
 Glass diffuser.  
 Matt white, gray graphite or brown finish.  
 LED module and transformer included.

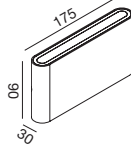


LED  
 2 x 6W | 220-240Vac  
 CRI >80

BEAM



Biemissione  
 Double Emission



Bianco opaco / Matt White

**GES880C** 3000K 650lm  
**GES880N** 4000K 680lm



Grigio antracite / Gray graphite

**GES881C** 3000K 550lm  
**GES881N** 4000K 580lm



Marrone / Brown

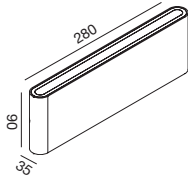
**GES882C** 3000K 550lm  
**GES882N** 4000K 580lm

LED  
 2 x 12W | 220-240Vac  
 CRI >80

BEAM



Biemissione  
 Double Emission



Bianco opaco / Matt White

**GES883C** 3000K 1310lm  
**GES883N** 4000K 1450lm



Grigio antracite / Gray graphite

**GES884C** 3000K 1150lm  
**GES884N** 4000K 1270lm



Marrone / Brown

**GES885C** 3000K 1150lm  
**GES885N** 4000K 1270lm





## Applique.

Struttura in alluminio pressofuso.  
 Finitura in bianco,  
 grigio antracite o ruggine.  
 Diffusore in policarbonato.  
 Modulo LED incluso.

## Spotlight.

Die-cast aluminum structure.  
 White, gray graphite or rusty finish.  
 PC diffuser.  
 LED module included.


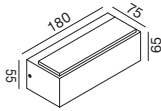


LED  
 2x5W | 220-240Vac  
 CRI >80

## BEAM



Biemissione  
 Double Emission



Grigio antracite / Gray graphite

**GES960C** 3000K 382lm  
**GES960** 4000K 395lm



Bianco / White

**GES961C** 3000K 517lm  
**GES961** 4000K 451lm



Ruggine / Rusty

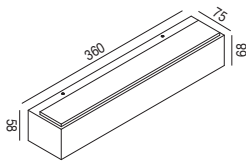
**GES962C** 3000K 384lm  
**GES962** 4000K 379lm

LED  
 2x10W | 220-240Vac  
 CRI >80

## BEAM



Biemissione  
 Double Emission



Grigio antracite / Gray graphite

**GES963C** 3000K 919lm  
**GES963** 4000K 856lm



Bianco / White

**GES964C** 3000K 1236lm  
**GES964** 4000K 1105lm



Ruggine / Rusty

**GES965C** 3000K 922lm  
**GES965** 4000K 824lm

Applique.  
Struttura in alluminio pressofuso.  
Finitura in bianco,  
grigio antracite o ruggine.  
Diffusore in vetro trasparente.  
Modulo LED incluso.

Spotlight.  
Die-cast aluminum structure.  
White, gray graphite or rusty finish.  
Clear glass diffuser.  
LED module included.

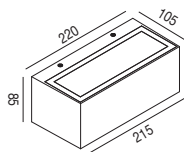


LED  
15W | 220-240Vac  
CRI >80

BEAM



Biemissione  
Double Emission



Grigio antracite / Gray graphite

**GES970C** 3000K 840lm  
**GES970** 4000K 916lm



Bianco / White

**GES971C** 3000K 933lm  
**GES971** 4000K 1025lm



Ruggine / Rusty

**GES972C** 3000K 837lm  
**GES972** 4000K 918lm

**Applique.**

Struttura in alluminio pressofuso.  
 Alette interne regolabili per creare diversi effetti di luce.  
 Possibilità di scegliere la temperatura della luce (3000K, 4000K o 5500K) prima dell'installazione finale dell'applique.  
 Finitura in bianco, grigio antracite o marrone.  
 Diffusore in vetro trasparente.  
 Modulo LED incluso.

**Wall light.**

Die-cast aluminum structure.  
 Adjustable internal flaps to create different lighting effects.  
 Possibility to choose the light temperature (3000K, 4000K or 5500K) before the final installation of the sconce light.  
 White, gray graphite or brown finish.  
 Clear glass diffuser.  
 LED module included.

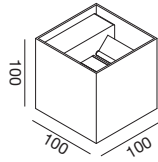


**LED**  
 2 x 5W | 220-240Vac  
 CRI >80

Biemissione  
 Double Emission



BEAM  
 min 0°  
 max 115°



Bianco / White

**GES1020** 3000K 405lm  
 4000K 450lm  
 5500K 430lm



Grigio antracite / Gray graphite

**GES1021** 3000K 282lm  
 4000K 330lm  
 5500K 320lm



Marrone / Brown

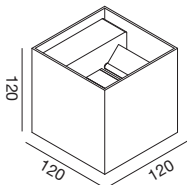
**GES1022** 3000K 282lm  
 4000K 330lm  
 5500K 320lm

**LED**  
 2 x 10W | 220-240Vac  
 CRI >80

Biemissione  
 Double Emission



BEAM  
 min 0°  
 max 115°



Bianco / White

**GES1023** 3000K 830lm  
 4000K 1000lm  
 5500K 950lm







Grigio antracite / Gray graphite

**GES1024** 3000K 570lm  
 4000K 690lm  
 5500K 670lm



Marrone / Brown

**GES1025** 3000K 570lm  
 4000K 690lm  
 5500K 670lm



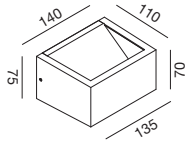
Applique.  
 Struttura in alluminio pressofuso.  
 Diffusore in policarbonato bianco.  
 Possibilità di scegliere la temperatura della luce (3000K, 4000K o 6500K) prima dell'installazione finale dell'applicque.  
 Finitura in antracite o marrone.  
 Riflettore interno bianco.  
 Modulo LED e trasformatore inclusi.  
 Paletto coordinato a pag. 488.

Wall light.  
 Die-cast aluminum body.  
 White polycarbonate diffuser.  
 Option to choose the light temperature (3000K, 4000K or 6500K) before the final installation of the wall light.  
 Anthracite or brown finish.  
 White internal reflector.  
 LED module and transformer included.  
 Coordinated bollard page 488.



LED  
 9W | 220-240Vac  
 CRI >80

Bimissione  
 Double Emission



Grigio antracite / Gray graphite

<b>GES1150</b>	3000K	323lm
	4000K	386lm
	6500K	378lm



Marrone / Brown

<b>GES1160</b>	3000K	330lm
	4000K	397lm
	6500K	387lm



Applique.

Struttura in alluminio pressofuso.  
 Possibilità di scegliere la temperatura della luce (3000K, 4000K o 5000K) prima dell'installazione finale dell'applique.  
 Finitura in bianco, grigio antracite o marrone.  
 Diffusore in policarbonato.  
 Modulo LED e trasformatore inclusi.

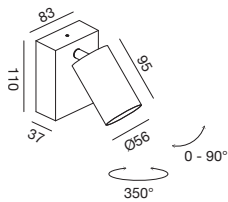
Wall light.

Die-cast aluminum structure.  
 Possible to choose the light temperature (3000K, 4000K or 5000K) before final installation of the applique.  
 White, gray graphite or brown finish.  
 Polycarbonate diffuser.  
 LED module and transformer included.



LED  
 9W | 220-240Vac  
 CRI >80

BEAM



Bianco / White

**GES2070** 3000K 630lm  
 4000K 700lm  
 6500K 690lm



Grigio antracite / Gray graphite

**GES2071** 3000K 600lm  
 4000K 670lm  
 6500K 660lm

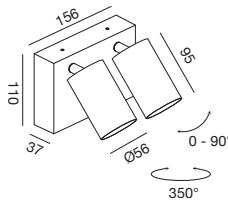


Marrone / Brown

**GES2072** 3000K 600lm  
 4000K 670lm  
 6500K 660lm


LED  
 2x9W | 220-240Vac  
 CRI >80

BEAM



Bianco / White

**GES2073** 3000K 1250lm  
 4000K 1390lm  
 6500K 1370lm



Grigio antracite / Gray graphite

**GES2074** 3000K 1100lm  
 4000K 1250lm  
 6500K 1200lm



Marrone / Brown

**GES2075** 3000K 1100lm  
 4000K 1250lm  
 6500K 1200lm





Applique.

Struttura in alluminio pressofuso.  
 Possibilità di scegliere la temperatura della luce (3000K, 4000K o 5000K) prima dell'installazione finale dell'applique.  
 Finitura in bianco, grigio antracite o marrone.  
 Diffusore in vetro.  
 Modulo LED e trasformatore inclusi.

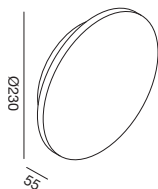
Wall light.

Die-cast aluminum structure.  
 Possible to choose the light temperature (3000K, 4000K or 5000K) before final installation of the applique.  
 White, gray graphite or brown finish.  
 Glass diffuser.  
 LED module and transformer included.



LED  
 18W | 220-240Vac  
 CRI >80

BEAM



Bianco / White

**GES2080** 3000K 1500lm  
 4000K 1740lm  
 5000K 1720lm



Grigio antracite / Gray graphite

**GES2081** 3000K 940lm  
 4000K 1040lm  
 5000K 1000lm

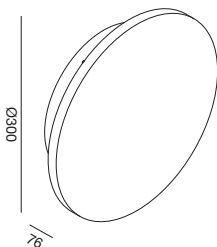


Marrone / Brown

**GES2082** 3000K 900lm  
 4000K 1010lm  
 5000K 980lm

LED  
 30W | 220-240Vac  
 CRI >80

BEAM



Bianco / White

**GES2083** 3000K 2350lm  
 4000K 2590lm  
 5000K 2500lm




Grigio antracite / Gray graphite

**GES2084** 3000K 1450lm  
 4000K 1580lm  
 5000K 1510lm



Marrone / Brown

**GES2085** 3000K 1400lm  
 4000K 1570lm  
 5000K 1500lm



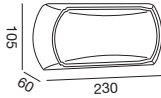
Applique.  
 Struttura in materiale plastico.  
 Finitura in bianco opaco o grigio antracite.  
 Diffusore in metacrilato.  
 Modulo LED e trasformatore inclusi.

Wall light.  
 Plastic material structure.  
 Matt white or gray graphite finish.  
 Methacrylate diffuser.  
 LED module and transformer included.



LED  
 12W | 220-240Vac  
 CRI >80

BEAM



Bianco / White  
**GPL250** 4000K 1153lm



Grigio antracite / Gray graphite  
**GPL251** 4000K 1153lm

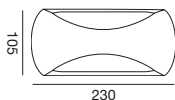
Applique.  
 Struttura in materiale plastico.  
 Finitura in bianco opaco o grigio antracite.  
 Diffusore in metacrilato.  
 Modulo LED e trasformatore inclusi.

Wall light.  
 Plastic material structure.  
 Matt white or gray graphite finish.  
 Methacrylate diffuser.  
 LED module and transformer included.



LED  
 12W | 220-240Vac  
 CRI >80

BEAM



Bianco opaco / Matt White  
**GPL252** 4000K 1153lm



Grigio antracite / Gray graphite  
**GPL253** 4000K 1153lm

Applique.  
Struttura in alluminio.  
Finitura in bianco, grigio alluminio,  
grigio antracite o marrone.  
Diffusore in vetro trasparente.

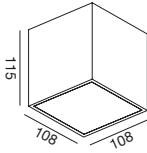
Wall light.  
Aluminum structure.  
White, gray aluminum,  
gray graphite or brown finish.  
Clear glass diffuser.



GX53  
max 2 x 9W  
220-240Vac

Lampadine non incluse  
Bulbs not included

Biemissione  
Double Emission



Grigio antracite  
Gray graphite

**GES170** 2 x GX53



Grigio alluminio  
Aluminum Gray

**GES171** 2 x GX53



Marrone  
Brown

**GES172** 2 x GX53



Bianco  
White

**GES173** 2 x GX53

LAMPADINE UTILIZZABILI  
AVAILABLE BULBS

Vedi pagina / see page  
563

GX53	BEAM	CODE	POWER	CCT	FLUX	CRI
		GLA091C	8W	3000K	760lm	>80
		GLA091N	8W	4000K	760lm	>80
		GLA310C	9W	3000K	850lm	>80
		GLA310N	9W	4000K	880lm	>80



Applique.  
Struttura in alluminio pressofuso.  
Diffusore in vetro.  
Finitura in bianco opaco,  
grigio antracite o ruggine.

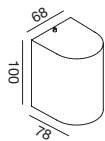
Wall lights.  
Die-cast aluminum structure.  
Glass diffuser.  
Matt white, gray graphite or rusty finish.



GU10  
max 1 x 35W  
220-240Vac

Lampadine non incluse  
Bulbs not included.

Monoemissione  
Single Emission



Bianco opaco / Matt White  
**GES900** 1 x GU10



Grigio antracite / Gray graphite  
**GES901** 1 x GU10



Ruggine / Rusty  
**GES902** 1 x GU10

LAMPADINE UTILIZZABILI  
AVAILABLE BULBS

Vedi pagina / see page  
564

GU10	BEAM	CODE	POWER	CCT	FLUX	CRI
		GLA241C	5W	3000K	420lm	>80
		GLA241N	5W	4000K	430lm	>80
		GLA243C	7W	3000K	590lm	>80
		GLA243N	7W	4000K	610lm	>80
		GLA350C	9W	3000K	900lm	>80
		GLA350N	9W	4000K	950lm	>80



Applique.  
Struttura in alluminio pressofuso.  
Diffusore in vetro.  
Finitura in bianco opaco,  
grigio antracite o ruggine.

Wall lights.  
Die-cast aluminum structure.  
Glass diffuser.  
Matt white, gray graphite or rusty finish.

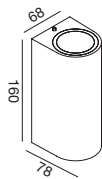


540 0,0012

GU10  
max 2 x 35W  
220-240Vac

Lampadine non incluse  
Bulbs not included

Biemissione  
Double Emission



Bianco opaco / Matt White  
**GES903** 2 x GU10







Grigio antracite / Gray graphite  
**GES904** 2 x GU10



Ruggine / Rusty  
**GES905** 2 x GU10

LAMPADINE UTILIZZABILI  
AVAILABLE BULBS

Vedi pagina / see page  
564

GU10	BEAM	CODE	POWER	CCT	FLUX	CRI
		GLA241C	5W	3000K	420lm	>80
		GLA241N	5W	4000K	430lm	>80
		GLA243C	7W	3000K	590lm	>80
		GLA243N	7W	4000K	610lm	>80
		GLA350C	9W	3000K	900lm	>80
		GLA350N	9W	4000K	950lm	>80

Applique.  
Struttura in alluminio pressofuso.  
Diffusore in vetro.  
Finitura in bianco opaco,  
grigio antracite o ruggine.

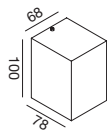
Wall lights.  
Die-cast aluminum structure.  
Glass diffuser.  
Matt white, gray graphite or rusty finish.



GU10  
max 1 x 35W  
220-240Vac

Lampadine non incluse  
Bulbs not included.

Monoemissione  
Single Emission



Bianco opaco / Matt White  
**GES910** 1 x GU10



Grigio antracite / Gray graphite  
**GES911** 1 x GU10



Ruggine / Rusty  
**GES912** 1 x GU10

LAMPADINE UTILIZZABILI  
AVAILABLE BULBS

Vedi pagina / see page  
564

GU10	BEAM	CODE	POWER	CCT	FLUX	CRI
		GLA241C	5W	3000K	420lm	>80
		GLA241N	5W	4000K	430lm	>80
		GLA243C	7W	3000K	590lm	>80
		GLA243N	7W	4000K	610lm	>80
		GLA350C	9W	3000K	900lm	>80
		GLA350N	9W	4000K	950lm	>80

Applique.  
Struttura in alluminio pressofuso.  
Diffusore in vetro.  
Finitura in bianco opaco,  
grigio antracite o ruggine.

Wall lights.  
Die-cast aluminum structure.  
Glass diffuser.  
Matt white, gray graphite or rusty finish.

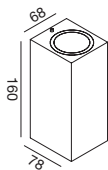


GU10

max 2 x 35W  
220-240Vac

Lampadine non incluse  
Bulbs not included

Biemissione  
Double Emission



Bianco opaco / Matt White  
**GES913** 2 x GU10







Grigio antracite / Gray graphite  
**GES914** 2 x GU10



Ruggine / Rusty  
**GES915** 2 x GU10

LAMPADINE UTILIZZABILI  
AVAILABLE BULBS

Vedi pagina / see page  
564

GU10	BEAM	CODE	POWER	CCT	FLUX	CRI
	 38°	GLA241C	5W	3000K	420lm	>80
		GLA241N	5W	4000K	430lm	>80
		GLA243C	7W	3000K	590lm	>80
		GLA243N	7W	4000K	610lm	>80
	 110°	GLA350C	9W	3000K	900lm	>80
		GLA350N	9W	4000K	950lm	>80

Applique.  
Struttura in alluminio.  
Finitura in bianco, grigio antracite,  
grigio alluminio o marrone.  
Diffusore in vetro  
temperato trasparente.

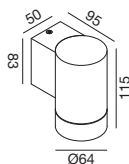
Wall light.  
Aluminum structure.  
White, gray graphite,  
aluminum gray or brown finish.  
Transparent tempered glass diffuser.



GU10  
max 1 x 35W  
220-240Vac

Lampadine non incluse  
Bulbs not included

Monoemissione  
Single Emission



Bianco  
White  
**GES1060** 1 x GU10



Grigio antracite  
Gray graphite  
**GES1061** 1 x GU10



Grigio alluminio  
Aluminum Gray  
**GES1062** 1 x GU10



Marrone  
Brown  
**GES1063** 1 x GU10

LAMPADINE UTILIZZABILI  
AVAILABLE BULBS

Vedi pagina / see page  
564

GU10	BEAM	CODE	POWER	CCT	FLUX	CRI
		GLA241C	5W	3000K	420lm	>80
		GLA241N	5W	4000K	430lm	>80
		GLA243C	7W	3000K	590lm	>80
		GLA243N	7W	4000K	610lm	>80
		GLA242C	5W	3000K	410lm	>80
		GLA242N	5W	4000K	420lm	>80
		GLA244C	7W	3000K	550lm	>80
		GLA244N	7W	4000K	560lm	>80
		GLA350C	9W	3000K	900lm	>80
		GLA350N	9W	4000K	950lm	>80

Applique.  
Struttura in alluminio.  
Finitura in bianco, grigio antracite,  
grigio alluminio o marrone.  
Diffusore in vetro temperato trasparente.

Wall light.  
Aluminum structure.  
White, gray graphite,  
aluminum gray or brown finish.  
Transparent tempered glass diffuser.

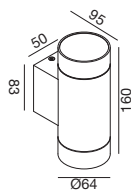


GU10

max 2 x 35W  
220-240Vac

Lampadine non incluse  
Bulbs not included

Biemissione  
Double Emission



Bianco  
White

**GES1064** 2 x GU10



Grigio antracite  
Gray graphite

**GES1065** 2 x GU10



Grigio alluminio  
Aluminum Gray

**GES1066** 2 x GU10



Marrone  
Brown

**GES1067** 2 x GU10

LAMPADINE UTILIZZABILI  
AVAILABLE BULBS

Vedi pagina / see page  
564

GU10	BEAM	CODE	POWER	CCT	FLUX	CRI
		GLA241C	5W	3000K	420lm	>80
		GLA241N	5W	4000K	430lm	>80
		GLA243C	7W	3000K	590lm	>80
		GLA243N	7W	4000K	610lm	>80
		GLA242C	5W	3000K	410lm	>80
		GLA242N	5W	4000K	420lm	>80
		GLA244C	7W	3000K	550lm	>80
		GLA244N	7W	4000K	560lm	>80
		GLA350C	9W	3000K	900lm	>80
		GLA350N	9W	4000K	950lm	>80

Applique.  
Struttura in alluminio.  
Finitura in bianco, grigio alluminio,  
grigio antracite o marrone.  
Diffusore in metacrilato lucido.

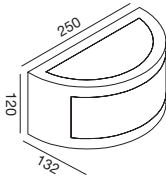
Wall light.  
Aluminum structure.  
White, gray aluminum,  
gray graphite or brown finish.  
Polished PC diffuser.



E27  
max 1 x 18W  
220-240Vac

Lampadine non incluse  
Bulbs not included

Biemissione  
Double Emission



Grigio alluminio  
Aluminum Gray  
**GES140** 1x E27



Grigio antracite  
Gray graphite  
**GES141** 1x E27





Marrone  
Brown  
**GES142** 1x E27



Bianco  
White  
**GES143** 1x E27

LAMPADINE UTILIZZABILI  
AVAILABLE BULBS

Vedi pagina / see page  
562

E27	BEAM	CODE	POWER	CCT	FLUX	CRI
		GLA230C	10W	3000K	855lm	>80
		GLA230N	10W	4000K	880lm	>80
		GLA230	10W	6500K	910lm	>80

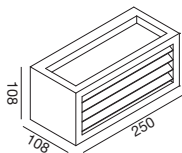
Applique.  
Struttura in alluminio.  
Finitura in bianco, grigio alluminio,  
grigio antracite o marrone.  
Diffusore in metacrilato satinato.

Wall light.  
Aluminum structure.  
White, gray aluminum,  
gray graphite or brown finish.  
Opal PC diffuser.




E27  
max 1 x 18W  
220-240Vac  
Lampadine non incluse  
Bulbs not included

Biemissione  
Double Emission



Grigio antracite  
Gray graphite  
**GES310** 1x E27



Grigio alluminio  
Aluminum Gray  
**GES311** 1x E27





Marrone  
Brown  
**GES312** 1x E27



Bianco  
White  
**GES313** 1x E27

LAMPADINE UTILIZZABILI  
AVAILABLE BULBS

Vedi pagina / see page  
562

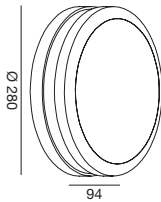
E27	BEAM	CODE	POWER	CCT	FLUX	CRI
		GLA230C	10W	3000K	855lm	>80
		GLA230N	10W	4000K	880lm	>80
		GLA230	10W	6500K	910lm	>80

Plafoniera.  
 Struttura in alluminio.  
 Finitura in bianco grigio, grigio alluminio,  
 grigio antracite o marrone.  
 Diffusore in metacrilato lucido.

Ceiling light.  
 Aluminum structure.  
 White, gray aluminum,  
 gray graphite or brown finish.  
 Polished PC diffuser.



E27  
 max 2 x 15W  
 220-240Vac  
 Lampadine non incluse  
 Bulbs not included



Grigio antracite  
 Gray graphite  
**GES290** 2 X E27



Grigio alluminio  
 Aluminum Gray  
**GES291** 2 X E27





Marrone  
 Brown  
**GES292** 2 X E27



Bianco  
 White  
**GES293** 2 X E27

LAMPADINE UTILIZZABILI  
 AVAILABLE BULBS

Vedi pagina / see page  
 562

E27	BEAM	CODE	POWER	CCT	FLUX	CRI
		GLA230C	10W	3000K	855lm	>80
		GLA230N	10W	4000K	880lm	>80
		GLA230	10W	6500K	910lm	>80



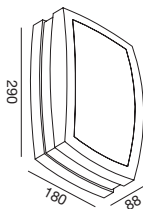
Plafoniera.  
Struttura in alluminio.  
Finitura in bianco grigio, grigio alluminio,  
grigio antracite o marrone.  
Diffusore in metacrilato lucido.

Ceiling light.  
Aluminum structure.  
White, gray aluminum,  
gray graphite or brown finish.  
Polished PC diffuser.



1210 0,006

E27  
max 2 x 15W  
220-240Vac  
Lampadine non incluse  
Bulbs not included



Grigio antracite  
Gray graphite

**GES300** 2 X E27

Grigio alluminio  
Aluminum Gray

**GES301** 2 X E27

Marrone  
Brown



**GES302** 2 X E27

Bianco  
White

**GES303** 2 X E27

LAMPADINE UTILIZZABILI  
AVAILABLE BULBS

Vedi pagina / see page  
562

E27	BEAM	CODE	POWER	CCT	FLUX	CRI
		GLA230C	10W	3000K	855lm	>80
		GLA230N	10W	4000K	880lm	>80
		GLA230	10W	6500K	910lm	>80

Applique.  
Struttura in alluminio.  
Finitura in bianco,  
grigio antracite o marrone.  
Diffusore in metacrilato.

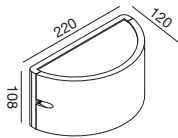
Wall light.  
Aluminum structure.  
White, gray graphite or brown finish.  
PC diffuser.



E27  
max 1 x 18W  
220-240Vac

Lampadine non incluse  
Bulbs not included

Bimissione  
Double Emission



Bianco / White  
**GES1050** 1 x E27





Grigio antracite / Gray graphite  
**GES1051** 1 x E27



Marrone / Brown  
**GES1052** 1 x E27

LAMPADINE UTILIZZABILI  
AVAILABLE BULBS

Vedi pagina / see page  
562

E27	BEAM	CODE	POWER	CCT	FLUX	CRI
		GLA230C	10W	3000K	855lm	>80
		GLA230N	10W	4000K	880lm	>80
		GLA230	10W	6500K	910lm	>80

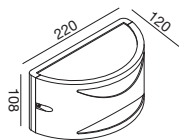
Applique.  
Struttura in alluminio.  
Finitura in bianco,  
grigio antracite o marrone.  
Diffusore in metacrilato.

Wall light.  
Aluminum structure.  
White, gray graphite or brown finish.  
PC diffuser.



E27  
max 1 x 18W  
220-240Vac  
Lampadine non incluse  
Bulbs not included

Biemissione  
Double Emission



Bianco / White  
**GES1040** 1 x E27





Grigio antracite / Gray graphite  
**GES1041** 1 x E27



Marrone / Brown  
**GES1042** 1 x E27

LAMPADINE UTILIZZABILI  
AVAILABLE BULBS

Vedi pagina / see page  
562

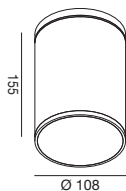
E27	BEAM	CODE	POWER	CCT	FLUX	CRI
		GLA230C	10W	3000K	855lm	>80
		GLA230N	10W	4000K	880lm	>80
		GLA230	10W	6500K	910lm	>80

Plafone.  
 Struttura in alluminio pressofuso.  
 Finitura in bianco,  
 grigio antracite o ruggine.  
 Diffusore in vetro trasparente.  
 Applique coordinato a pag. 458-459.

Ceiling light.  
 Die-cast aluminum structure.  
 White, gray graphite or rusty finish.  
 Clear glass diffuser.  
 Coordinated wall light page 458-459.



E27  
 max 1xx 60W  
 220-240Vac  
 Lampadine non incluse  
 Bulbs not included



Grigio antracite / Gray graphite  
**GES1000** 1 x E27



Bianco / White  
**GES1001** 1 x E27



Marrone / Brown  
**GES1002** 1 x E27


LAMPADINE UTILIZZABILI  
 AVAILABLE BULBS

Vedi pagina / see page  
 562

E27	BEAM	CODE	POWER	CCT	FLUX	CRI
		GLA230C	10W	3000K	855lm	>80
		GLA230N	10W	4000K	880lm	>80
		GLA230	10W	6500K	910lm	>80

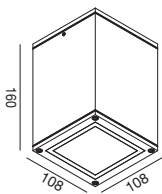
Plafone.  
Struttura in alluminio pressofuso.  
Finitura in bianco,  
grigio antracite o ruggine.  
Diffusore in vetro trasparente.  
Applique coordinato a pag. 460-461.

Ceiling light.  
Die-cast aluminum structure.  
White, gray graphite or rusty finish.  
Clear glass diffuser.  
Coordinated wall light page 460-461.



790 0,002

E27  
max 1 x 60W  
220-240Vac  
Lampadine non incluse  
Bulbs not included



Grigio antracite / Gray graphite  
**GES1010** 1 x E27





Bianco / White  
**GES1011** 1 x E27



Marrone / Brown  
**GES1012** 1 x E27

LAMPADINE UTILIZZABILI  
AVAILABLE BULBS

Vedi pagina / see page  
562

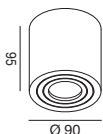
E27	BEAM	CODE	POWER	CCT	FLUX	CRI
		GLA230C	10W	3000K	855lm	>80
		GLA230N	10W	4000K	880lm	>80
		GLA230	10W	6500K	910lm	>80

Plafone.  
 Struttura in alluminio pressofuso.  
 Finitura in bianco,  
 grigio antracite o marrone.  
 Diffusore in vetro  
 temperato satinato.

Ceiling light.  
 Die-cast aluminum structure.  
 White, gray graphite or brown finish.  
 Frost tempered glass diffuser.



GU10  
 max 1 x 35W  
 220-240Vac  
 Lampadine non incluse  
 Bulbs not included



Bianco / White  
**GES1073** 1 x GU10



Grigio antracite / Gray graphite  
**GES1074** 1 x GU10



Marrone / Brown  
**GES1075** 1 x GU10

LAMPADINE UTILIZZABILI  
 AVAILABLE BULBS

Vedi pagina / see page  
 564

GU10	BEAM	CODE	POWER	CCT	FLUX	CRI
		GLA241C	5W	3000K	420lm	>80
		GLA241N	5W	4000K	430lm	>80
		GLA243C	7W	3000K	590lm	>80
		GLA243N	7W	4000K	610lm	>80
		GLA242C	5W	3000K	410lm	>80
		GLA242N	5W	4000K	420lm	>80
		GLA244C	7W	3000K	550lm	>80
		GLA244N	7W	4000K	560lm	>80
		GLA350C	9W	3000K	900lm	>80
		GLA350N	9W	4000K	950lm	>80

Plafone.  
Struttura in alluminio pressofuso.  
Finitura in bianco,  
grigio antracite o marrone.  
Diffusore in vetro  
temperato satinato.

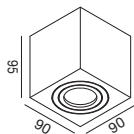
Ceiling light.  
Die-cast aluminum structure.  
White, gray graphite or brown finish.  
Frost tempered glass diffuser.



GU10

max 1 x 35W  
220-240Vac


Lampadine non incluse  
Bulbs not included



Bianco / White  
**GES1070** 1 x GU10









Grigio antracite / Gray graphite  
**GES1071** 1 x GU10



Marrone / Brown  
**GES1072** 1 x GU10

LAMPADINE UTILIZZABILI  
AVAILABLE BULBS

Vedi pagina / see page  
564

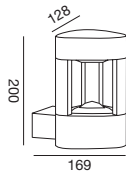
GU10	BEAM	CODE	POWER	CCT	FLUX	CRI
		GLA241C	5W	3000K	420lm	>80
		GLA241N	5W	4000K	430lm	>80
		GLA243C	7W	3000K	590lm	>80
		GLA243N	7W	4000K	610lm	>80
		GLA242C	5W	3000K	410lm	>80
		GLA242N	5W	4000K	420lm	>80
		GLA244C	7W	3000K	550lm	>80
		GLA244N	7W	4000K	560lm	>80
		GLA350C	9W	3000K	900lm	>80
		GLA350N	9W	4000K	950lm	>80

Applique.  
 Struttura in alluminio.  
 Finitura in grigio metallizzato  
 o grigio antracite.  
 Diffusore in policarbonato opale.  
 Paletto coordinato a pag. 494.

Wall light.  
 Stainless steel structure.  
 Metallic gray or gray graphite finish.  
 Opal polycarbonate diffuser.  
 Coordinated bollard page 494.



GX53  
 max 1 x 11W  
 220-240Vac  
 Lampadine non incluse  
 Bulbs not included



Grigio metallizzato  
 Metallic Gray  
**GES482** 1 x GX53



Grigio antracite  
 Gray graphite  
**GES492** 1 x GX53

LAMPADINE UTILIZZABILI  
 AVAILABLE BULBS

Vedi pagina / see page  
 563

GX53	BEAM	CODE	POWER	CCT	FLUX	CRI
		GLA091C	8W	3000K	760lm	>80
		GLA091N	8W	4000K	760lm	>80
		GLA310C	9W	3000K	850lm	>80
		GLA310N	9W	4000K	880lm	>80



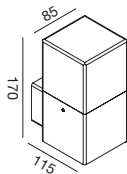
Applique.  
Struttura in alluminio.  
Finitura in bianco, grigio antracite o ruggine.  
Diffusore in metacrilato opale.  
Paletto coordinato a pag. 497.

Wall light.  
Aluminum structure.  
White, gray graphite or rusty finish.  
Opal PMMA diffusor.  
Coordinated bollard page 497.



685 0,003

E27  
max 1 x 13W  
220-240Vac  
Lampadine non incluse  
Bulbs not included



Bianco / White  
**GES400** 1 x E27





Grigio antracite / Gray graphite  
**GES410** 1 x E27



Ruggine / Rusty  
**GES420** 1 x E27

LAMPADINE UTILIZZABILI  
AVAILABLE BULBS

Vedi pagina / see page  
562

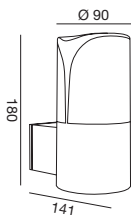
E27	BEAM	CODE	POWER	CCT	FLUX	CRI
		GLA230C	10W	3000K	855lm	>80
		GLA230N	10W	4000K	880lm	>80
		GLA230	10W	6500K	910lm	>80

Applique.  
 Struttura in alluminio.  
 Finitura in bianco, grigio metallizzato,  
 grigio antracite o marrone.  
 Diffusore in policarbonato opale.  
 Paletto coordinato a pag. 500.

Wall light.  
 Aluminum structure.  
 White, metallic gray, gray graphite  
 or brown finish.  
 Opal polycarbonate diffuser.  
 Coordinated bollard page 500.



E27  
 max 1 x 18W  
 220-240Vac  
 Lampadine non incluse  
 Bulbs not included



Bianco  
 White  
**GES713** 1 x E27



Grigio metallizzato  
 Metallic Gray  
**GES723** 1 x E27





Grigio antracite  
 Gray graphite  
**GES733** 1 x E27



Marrone  
 Brown  
**GES2013** 1 x E27

LAMPADINE UTILIZZABILI  
 AVAILABLE BULBS

Vedi pagina / see page  
 562

E27	BEAM	CODE	POWER	CCT	FLUX	CRI
		GLA230C	10W	3000K	855lm	>80
		GLA230N	10W	4000K	880lm	>80
		GLA230	10W	6500K	910lm	>80



Applique.  
 Struttura in alluminio pressofuso.  
 Finitura in bianco, grigio antracite o ruggine.  
 Diffusore in vetro trasparente.  
 Plafone coordinato a pag. 450.

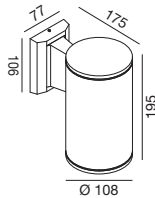
Wall light.  
 Die-cast aluminum structure.  
 White, gray graphite or rusty finish.  
 Clear glass diffuser.  
 Coordinated ceiling lamp page 450.



E27  
 max 1 x 60W  
 220-240Vac

Lampadine non incluse  
 Bulbs not included

Monoemissione  
 Single Emission



Grigio antracite / Gray graphite  
**GES1003** 1 x E27





Bianco / White  
**GES1004** 1 x E27



Ruggine / Rusty  
**GES1005** 1 x E27

LAMPADINE UTILIZZABILI  
 AVAILABLE BULBS

Vedi pagina / see page  
 562

E27	BEAM	CODE	POWER	CCT	FLUX	CRI
		GLA230C	10W	3000K	855lm	>80
		GLA230N	10W	4000K	880lm	>80
		GLA230	10W	6500K	910lm	>80

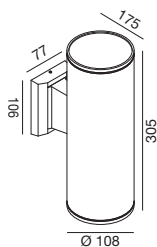
Applique.  
Struttura in alluminio pressofuso.  
Finitura in bianco, grigio antracite o ruggine.  
Diffusore in vetro trasparente.  
Plafone coordinato a pag. 450.

Wall light.  
Die-cast aluminum structure.  
White, gray graphite or rusty finish.  
Clear glass diffuser.  
Coordinated ceiling lamp page 450.



E27  
max 2 x 60W  
220-240Vac  
Lampadine non incluse  
Bulbs not included

Biemissione  
Double Emission



Grigio antracite / Gray graphite  
**GES1006** 2 x E27





Bianco / White  
**GES1007** 2 x E27



Ruggine / Rusty  
**GES1008** 2 x E27

LAMPADINE UTILIZZABILI  
AVAILABLE BULBS

Vedi pagina / see page  
562

E27	BEAM	CODE	POWER	CCT	FLUX	CRI
		GLA230C	10W	3000K	855lm	>80
		GLA230N	10W	4000K	880lm	>80
		GLA230	10W	6500K	910lm	>80

Applique.  
 Struttura in alluminio pressofuso.  
 Finitura in bianco, grigio antracite o ruggine.  
 Diffusore in vetro trasparente.  
 Plafone coordinato a pag. 451.

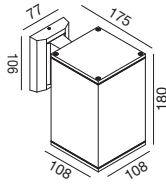
Wall light.  
 Die-cast aluminum structure.  
 White, gray graphite or rusty finish.  
 Clear glass diffuser.  
 Coordinated ceiling lamp page 451.



E27  
 max 1 x 60W  
 220-240Vac

Lampadine non incluse  
 Bulbs not included

Monoemissione  
 Single Emission



Grigio antracite / Gray graphite  
**GES1013** 1 x E27





Bianco / White  
**GES1014** 1 x E27



Ruggine / Rusty  
**GES1015** 1 x E27

LAMPADINE UTILIZZABILI  
 AVAILABLE BULBS

Vedi pagina / see page  
 562

E27	BEAM	CODE	POWER	CCT	FLUX	CRI
	 240°	GLA230C	10W	3000K	855lm	>80
		GLA230N	10W	4000K	880lm	>80
		GLA230	10W	6500K	910lm	>80

Applique.  
Struttura in alluminio pressofuso.  
Finitura in bianco, grigio antracite o ruggine.  
Diffusore in vetro trasparente.  
Plafone coordinato a pag. 451.

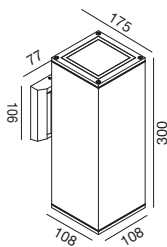
Wall light.  
Die-cast aluminum structure.  
White, gray graphite or rusty finish.  
Clear glass diffuser.  
Coordinated ceiling lamp page 451.



E27  
max 2 x 60W  
220-240Vac

Lampadine non incluse  
Bulbs not included

Biemissione  
Double Emission



Grigio antracite / Gray graphite  
**GES1016** 2 x E27





Bianco / White  
**GES1017** 2 x E27



Ruggine / Rusty  
**GES1018** 2 x E27

LAMPADINE UTILIZZABILI  
AVAILABLE BULBS

Vedi pagina / see page  
562

E27	BEAM	CODE	POWER	CCT	FLUX	CRI
		GLA230C	10W	3000K	855lm	>80
		GLA230N	10W	4000K	880lm	>80
		GLA230	10W	6500K	910lm	>80

Applique.  
 Struttura in alluminio.  
 Finitura grigio antracite o marrone.  
 Diffusore in policarbonato opale.  
 Paletto coordinato a pag. 504.

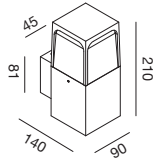
Wall light.  
 Aluminum structure.  
 Gray graphite or brown finish.  
 Opal polycarbonate diffuser.  
 Coordinated bollard page 504.



700 0,0034

E27  
 max 1 x 23W  
 220-240Vac

Lampadine non incluse  
 Bulbs not included



Grigio antracite / Gray graphite  
**GES2030** 1 x E27



Marrone / Brown  
**GES2020** 1 x E27

LAMPADINE UTILIZZABILI  
 AVAILABLE BULBS

Vedi pagina / see page  
 562

E27	BEAM	CODE	POWER	CCT	FLUX	CRI
		GLA230C	10W	3000K	855lm	>80
		GLA230N	10W	4000K	880lm	>80
		GLA230	10W	6500K	910lm	>80









**LAMPADE DA TAVOLO  
DA ESTERNO  
OUTDOOR TABLE  
LIGHTS**

# BRILLIA

Lampada con illuminazione Up&Down ricaricabile da tavolo compresa di cavo USB da 150 cm. Struttura in alluminio pressofuso. Diffusore in policarbonato. Finitura in beige, bianco opaco, verde, rosso, blu o nero. Durata ricarica batteria: 10-14 ore. Non incluso di adattatore di ricarica; da acquistare separatamente.

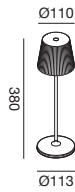
Rechargeable table lamp with Up & Down lighting including 150 cm USB cable. Die-cast aluminum frame. Polycarbonate diffuser. Finish in beige, matt white, green, red, blue or black. Battery charging time: 10-14 hours. Not including charging adapter; to be purchased separately.



LED  
3W | 5Vdc

Batteria 4400mA  
Batteria al litio 18.650  
Ricarica USB tipo C

Battery 4400mA  
18.650 lithium battery  
Charging: type C



Beige / Beige  
**GLS050** 3000K 240lm



Bianco / White  
**GLS051** 3000K 250lm



Verde / Green  
**GLS052** 3000K 210m

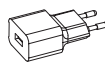
BEAM



Cavo USB incluso  
USB cables included



Adattatore di ricarica non incluso  
Charging adapter not included



Rosso / Red  
**GLS053** 3000K 200lm



Blu / Blue  
**GLS054** 3000K 210lm



Nero / Black  
**GLS055** 3000K 220lm

Adattatore di ricarica con uscita USB per lampade da tavolo. Non è incluso il cavo USB.

Adapter USB output for table lamps. USB cables are not included.



Adattatore singolo  
Single charging adapter  
**GLSAD1**



Adattatore a 10 postazioni  
Charging adapter with 10-way  
**GLSAD2**



Lampada con illuminazione Up&Down  
ricaricabile da tavolo.  
Struttura in alluminio pressofuso.  
Diffusore in policarbonato.  
Finitura in bianco opaco, antracite o marrone.  
Durata della batteria: 10-14 ore.  
Compresa di cavo USB da 150 cm.  
GLS030 - GLS031 - GLS032 non incluse di  
adattatore di ricarica; da acquistare separatamente.


Rechargeable table lamp with Up&Down lighting.  
Die-cast aluminum body.  
Polycarbonate diffuser.  
Matt white, anthracite or brown finish.  
Battery life: 10-14 hours.  
Including 150 m USB cable.  
GLS030 - GLS031 - GLS032 not included  
charging adapter; to be purchased separately.



La lampada si accende e si spegne  
tramite un pulsante touch posto  
sulla sommità del diffusore e la  
dimmerazione avviene tenendolo  
premuto per qualche secondo.

The lamp is switched on and off  
using a touch button on the top of  
the diffuser.  
Holding this button down for a few  
seconds dims the light.





800  
900

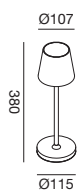
0,08  
0,08

30.000

LED  
3W | 5Vdc

Batteria 5200mA  
Batteria al litio 18.650  
Ricarica USB tipo C

Battery 5200mA  
18.650 lithium battery  
Charging: type C



Grigio antracite / Gray graphite  
**GLS030** 3000K 300lm



Marrone / Corten  
**GLS031** 3000K 300lm

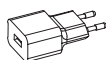


Bianco / White  
**GLS032** 3000K 300lm

Cavo USB incluso  
USB cables included



Adattatore di ricarica  
non incluso  
Charging adapter  
not included



Adattatore di ricarica con uscita  
USB per lampade da tavolo.  
Non è incluso il cavo USB.

Adapter USB output for table  
lamps.  
USB cables are not included.



Adattatore singolo  
Single charging adapter  
**GLSAD1**



Adattatore a 10 postazioni  
Charging adapter with 10-way  
**GLSAD2**







# PALETTI PER ESTERNI OUTDOOR BOLLARDS

Paletto monoemissione.

Struttura in alluminio pressofuso.

Alette interne regolabili per creare diversi effetti di luce.

Possibilità di scegliere la temperatura della luce (3000K, 4000K o 6500K) prima dell'installazione finale dell'appliche.

Finitura in bianco, grigio antracite o marrone.

Diffusore in vetro trasparente.

Modulo LED incluso.

Appliche coordinata a pag. 412.

Single-emission bollard.

Die-cast aluminum structure.

Adjustable internal fins to create different lighting effects. Possibility of choosing the light temperature (3000K, 4000K or 6500K) before final installation of the wall light. Finish in white, gray graphite or brown. Transparent glass diffuser.

LED module included.

Coordinated wall light page 412.



**NEW**

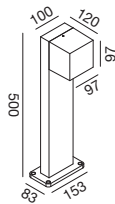


LED  
10W | 220-240Vac  
CRI >80

Monoemissione  
Single Emission



BEAM  
min 0°  
max 90°



Bianco opaco / Matt White

**GES2301** 3000K 400lm  
4000K 500lm  
6500K 510lm



Grigio antracite / Gray graphite

**GES2311** 3000K 370lm  
4000K 450lm  
6500K 470lm



Marrone / Brown

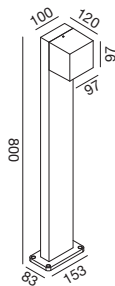
**GES2321** 3000K 300lm  
4000K 350lm  
6500K 360lm

LED  
10W | 220-240Vac  
CRI >80

Monoemissione  
Single Emission



BEAM  
min 0°  
max 90°



Bianco opaco / Matt White

**GES2302** 3000K 400lm  
4000K 500lm  
6500K 510lm



Grigio antracite / Gray graphite

**GES2312** 3000K 370lm  
4000K 450lm  
6500K 470lm



Marrone / Brown

**GES2322** 3000K 300lm  
4000K 350lm  
6500K 360lm



Paletto.  
Struttura in alluminio.  
Diffusore in policarbonato bianco.  
Finitura in grigio antracite o marrone.  
Modulo LED incluso.

Bollard.  
Aluminum structure.  
White polycarbonate diffuser.  
Gray graphite or brown finish.  
LED module included.

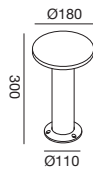


**NEW**



LED  
12W | 220-240Vac  
CRI >80

BEAM



Grigio antracite / Gray graphite

**GES2330C** 3000K 430lm  
**GES2330N** 4000K 430lm

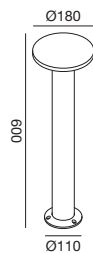


Marrone / Brown

**GES2331C** 3000K 480lm  
**GES2331N** 4000K 480lm

LED  
12W | 220-240Vac  
CRI >80

BEAM



Grigio antracite / Gray graphite

**GES2332C** 3000K 430lm  
**GES2332N** 4000K 430lm



Marrone / Brown

**GES2333C** 3000K 480lm  
**GES2333N** 4000K 480lm





## PALETTO COMPONENTE MODULAR BOLLARD

Grazie a elementi modulari e versatili, la luce si integra armoniosamente nel paesaggio, creando un equilibrio inedito tra design contemporaneo e natura.

Paletto con struttura in alluminio di 3 altezze differenti (20, 44 o 84 cm).

Testapalo con modulo LED incluso. Da abbinare a qualsiasi misura di palo. Possibilità di scegliere la temperatura della luce (3000K, 4000K o 5000K) e la potenza della lampada (12W, 16W o 20W) prima dell'installazione finale della testata sul palo.

**Finitura in grigio antracite o marrone con verniciatura a polvere C4; è un tipo di trattamento superficiale indicato per ambienti con un'alta corrosività, come aree industriali e zone costiere.**

Diffusore in metacrilato trasparente.

Thanks to modular and versatile elements, the light blends harmoniously into the landscape, creating an unprecedented balance between contemporary design and nature.

Bollard with aluminum structure in 3 different heights (20, 44 or 84cm).

Pole head with LED module included. To be combined with any pole size. Possibility of choosing the light temperature (3000K, 4000K or 5000K) and the lamp power (12W, 16W or 20W) before final installation of the masthead on the pole.

**Gray graphite or brown finish with C4 powder coating; this type of surface treatment is suitable for highly corrosive environments, such as industrial areas and coastal zones.**

Transparent methacrylate diffuser.

NEW



1200	0,0048	50.000	
1500	0,0060		
1700	0,0137		
1270	0,0060		

**NEW**

LED adjustable  
12W | 16W | 20W  
220-240Vac  
CRI >80



BEAM



Paletto non incluso  
Bollard not included

Grigio antracite / Gray graphite

		12W	16W	20W
<b>GES2360</b>	3000K	468lm	575lm	706lm
	4000K	487lm	626lm	780lm
	5000K	488lm	627lm	743lm

Marrone / Brown

		12W	16W	20W
<b>GES2361</b>	3000K	468lm	575lm	706lm
	4000K	487lm	626lm	780lm
	5000K	488lm	627lm	743lm

LED adjustable  
12W | 16W | 20W  
220-240Vac  
CRI >80



BEAM



Paletto non incluso  
Bollard not included

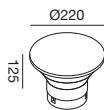
Grigio antracite / Gray graphite

		12W	16W	20W
<b>GES2370</b>	3000K	211lm	274lm	343lm
	4000K	224lm	298lm	361lm
	5000K	229lm	293lm	369lm

Marrone / Brown

		12W	16W	20W
<b>GES2371</b>	3000K	211lm	274lm	343lm
	4000K	224lm	298lm	361lm
	5000K	229lm	293lm	369lm

LED adjustable  
12W | 16W | 20W  
220-240Vac  
CRI >80



BEAM



Paletto non incluso  
Bollard not included

Grigio antracite / Gray graphite

		12W	16W	20W
<b>GES2380</b>	3000K	530lm	680lm	837lm
	4000K	568lm	739lm	924lm
	5000K	577lm	737lm	919lm

Marrone / Brown

		12W	16W	20W
<b>GES2381</b>	3000K	530lm	680lm	837lm
	4000K	568lm	739lm	924lm
	5000K	577lm	737lm	919lm

LED adjustable  
12W | 16W | 20W  
220-240Vac  
CRI >80



BEAM



Paletto non incluso  
Bollard not included

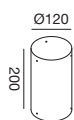
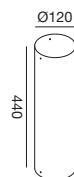
Grigio antracite / Gray graphite

		12W	16W	20W
<b>GES2390</b>	3000K	942lm	1183lm	1448lm
	4000K	1016lm	1293lm	1605lm
	5000K	1003lm	1283lm	1591lm

Marrone / Brown


		12W	16W	20W
<b>GES2391</b>	3000K	942lm	1183lm	1448lm
	4000K	1016lm	1293lm	1605lm
	5000K	1003lm	1283lm	1591lm



**NEW**930  
1740  
2770ACCESSORIO  
ACCESSORYPALETTI / BOLLARDS  
per / for  
GES2360-GES2361  
GES2370-GES2371  
GES2380-GES2381  
GES2390-GES2391Tubo h 20 cm  
Grigio antracite / Gray graphite  
**GES2404**Tubo h 20 cm  
Marrone / Brown  
**GES2405**Tubo h 44 cm  
Grigio antracite / Gray graphite  
**GES2402**Tubo h 44 cm  
Marrone / Brown  
**GES2403**Tubo h 84 cm  
Grigio antracite / Gray graphite  
**GES2400**Tubo h 84 cm  
Marrone / Brown  
**GES2401**

Paletto. Struttura in alluminio dotato di picchetto per il fissaggio a terra. Finitura in grigio antracite o marrone scuro. Diffusore in metacrilato bianco opale. Modulo LED incluso.  
 Alimentatore 24V (GSTT57) non incluso da acquistare a parte; indispensabile per il funzionamento dei paletti.

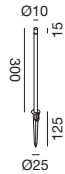
Bollard. Aluminum frame with spike for ground fixing. Gray graphite or dark brown finish. Opal white methacrylate diffuser. LED module included.  
 24V power supply (GSTT57) not included, to be purchased separately; essential for bollard operation.



		IP65			
50	0,0004	30.000			
74	0,0006				
95	0,0009				

LED  
 0,5W | 24Vdc  
 CRI >80

BEAM



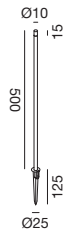
Grigio antracite / Gray graphite  
**GES2410C** 3000K 24lm  
**GES2410N** 4000K 24lm



Marrone scuro / Dark Brown  
**GES2411C** 3000K 24lm  
**GES2411N** 4000K 24lm

LED  
 0,5W | 24Vdc  
 CRI >80

BEAM



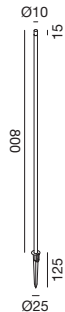
Grigio antracite / Gray graphite  
**GES2412C** 3000K 24lm  
**GES2412N** 4000K 24lm



Marrone scuro / Dark Brown  
**GES2413C** 3000K 24lm  
**GES2413N** 4000K 24lm

LED  
 0,5W | 24Vdc  
 CRI >80

BEAM



Grigio antracite / Gray graphite  
**GES2414C** 3000K 24lm  
**GES2414N** 4000K 24lm



Marrone scuro / Dark Brown  
**GES2415C** 3000K 24lm  
**GES2415N** 4000K 24lm

DRIVER IP67	CODE	POWER	V in	V out	Ampere	L x P x H (mm)
<b>NEW</b>	<b>GSTT57</b>	30W	220-240Vac	24Vdc	1,25 A	140x30x20



Paletto. Struttura in alluminio dotato di picchetto per il fissaggio a terra. Finitura in grigio antracite o marrone scuro. Diffusore in metacrilato bianco opale. Modulo LED incluso. Alimentatore 24V (GSTT57) non incluso da acquistare a parte; indispensabile per il funzionamento dei paletti.

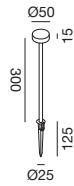
Bollard. Aluminum frame with spike for ground fixing. Gray graphite or dark brown finish. Opal white methacrylate diffuser. LED module included. 24V power supply (GSTT57) not included, to be purchased separately; essential for bollard operation.



94	0,0014	30.000		
120	0,0020			
145	0,0029			

LED  
1,5W | 24Vdc  
CRI >80

BEAM



Grigio antracite / Gray graphite  
**GES2420C** 3000K 99lm  
**GES2420N** 4000K 99lm



Marrone scuro / Dark Brown  
**GES2421C** 3000K 99lm  
**GES2421N** 4000K 99lm

LED  
1,5W | 24Vdc  
CRI >80

BEAM



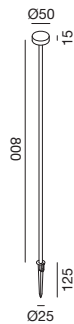
Grigio antracite / Gray graphite  
**GES2422C** 3000K 99lm  
**GES2422N** 4000K 99lm



Marrone scuro / Dark Brown  
**GES2423C** 3000K 99lm  
**GES2423N** 4000K 99lm

LED  
1,5W | 24Vdc  
CRI >80

BEAM



Grigio antracite / Gray graphite  
**GES2424C** 3000K 99lm  
**GES2424N** 4000K 99lm




Marrone scuro / Dark Brown  
**GES2425C** 3000K 99lm  
**GES2425N** 4000K 99lm

DRIVER IP67	CODE	POWER	V in	V out	Ampere	L x P x H (mm)
<b>NEW</b>	<b>GSTT57</b>	30W	220-240Vac	24Vdc	1,25 A	140x30x20



Paletto. Struttura in alluminio dotato di picchetto per il fissaggio a terra. Finitura in grigio antracite o marrone scuro. Diffusore in metacrilato bianco opale. Modulo LED ed alimentatore incluso.

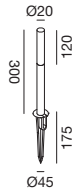
Bollard. Aluminum frame with spike for ground fixing. Gray graphite or dark brown finish. Opal white methacrylate diffuser. LED module and ballast included.



150	0,0011	30.000		
200	0,0016			
270	0,0023			

LED  
3W | 220-240Vac  
CRI >80

BEAM



Grigio antracite / Gray graphite

**GES2430C** 3000K 268lm  
**GES2430N** 4000K 268lm

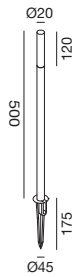


Marrone scuro / Dark Brown

**GES2431C** 3000K 268lm  
**GES2431N** 4000K 268lm

LED  
3W | 220-240Vac  
CRI >80

BEAM



Grigio antracite / Gray graphite

**GES2432C** 3000K 268lm  
**GES2432N** 4000K 268lm

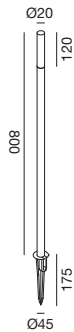


Marrone scuro / Dark Brown

**GES2433C** 3000K 268lm  
**GES2433N** 4000K 268lm

LED  
3W | 220-240Vac  
CRI >80

BEAM



Grigio antracite / Gray graphite

**GES2434C** 3000K 268lm  
**GES2434N** 4000K 268lm



Marrone scuro / Dark Brown

**GES2435C** 3000K 268lm  
**GES2435N** 4000K 268lm



Paletto.  
Struttura in alluminio.  
Finitura in grigio antracite.  
Diffusore in policarbonato opale.  
Modulo LED e trasformatore inclusi.

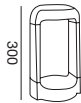
Bollard.  
Aluminum structure.  
Gray graphite finish.  
Opal polycarbonate diffuser.  
LED module and transformer included.



		IP65			
			1250	0,0066	30.000
			1620	0,011	
			2050	0,017	

LED  
13W | 220-240Vac  
CRI >80

BEAM



Grigio antracite / Gray graphite

**GES450C** 3000K 1200lm  
**GES450** 4000K 1200lm

LED  
13W | 220-240Vac  
CRI >80

BEAM



Grigio antracite / Gray graphite

**GES451C** 3000K 1200lm  
**GES451** 4000K 1200lm

LED  
13W | 220-240Vac  
CRI >80

BEAM



Grigio antracite / Gray graphite

**GES452C** 3000K 1200lm  
**GES452** 4000K 1200lm





Paletto.  
 Struttura in alluminio pressofuso.  
 Diffusore in policarbonato bianco.  
 Possibilità di scegliere la temperatura della luce (3000K, 4000K o 6500K) prima dell'installazione finale del paletto.  
 Finitura in antracite o marrone.  
 Riflettore interno bianco.  
 Modulo LED e trasformatore inclusi.  
 Applique coordinata pag 428.

Bollard.  
 Die-cast aluminum body.  
 White polycarbonate diffuser.  
 Option to choose the light temperature (3000K, 4000K or 6500K) before the final installation of the bollard.  
 Gray graphite or brown finish.  
 White internal reflector.  
 LED module and transformer included.  
 Coordinated wall light page 428.





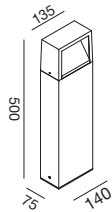





1700 0,057 30.000  
 3000 0,094

LED  
 9W | 220-240Vac  
 CRI >80

BEAM



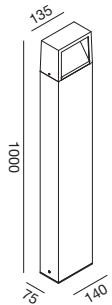
Grigio antracite / Gray graphite  
**GES1151**    3000K 320lm  
                   4000K 453lm  
                   6500K 428lm



Marrone / Corten  
**GES1161**    3000K 330lm  
                   4000K 470lm  
                   6500K 440lm

LED  
 9W | 220-240Vac  
 CRI >80


BEAM



Grigio antracite / Gray graphite  
**GES1152**    3000K 320lm  
                   4000K 453lm  
                   6500K 428lm



Marrone / Corten  
**GES1162**    3000K 330lm  
                   4000K 470lm  
                   6500K 440lm



Paletto.

Struttura in materiale termoplastico.

Finitura in grigio antracite.

Diffusore in policarbonato bianco opale.

**Adatto per ambienti con alta corrosività, come zone costiere.**

Bollard.

Structure made of thermoplastic material.

Gray graphite finish.

Opal white polycarbonate diffuser.

**Suitable for highly corrosive environments, such as coastal zones.**

**NEW**



900 0,0147  
1200 0,0173



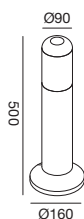
E27

max 1x40W

220-240Vac

Lampadine non incluse  
Bulbs not included

Adatto a zone costiere  
Suitable for coastal zones



Grigio antracite / Gray graphite

**GES2260** 1 X E27

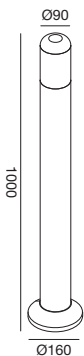
E27

max 1x40W

220-240Vac

Lampadine non incluse  
Bulbs not included

Adatto a zone costiere  
Suitable for coastal zones





Grigio antracite / Gray graphite

**GES2261** 1 X E27

LAMPADINE UTILIZZABILI  
AVAILABLE BULBS

Vedi pagina / see page  
562

E27	BEAM	CODE	POWER	CCT	FLUX	CRI
		GLA230C	10W	3000K	855lm	>80
		GLA230N	10W	4000K	880lm	>80
		GLA230	10W	6500K	910lm	>80



Paletto.  
 Struttura in materiale termoplastico.  
 Finitura in grigio antracite.  
 Diffusore in policarbonato bianco opale.  
**Adatto per ambienti con alta corrosività, come zone costiere.**

Bollard.  
 Structure made of thermoplastic material.  
 Gray graphite finish.  
 Opal white polycarbonate diffuser.  
**Suitable for highly corrosive environments, such as coastal zones.**



**NEW**

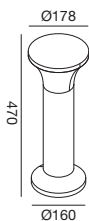






920 0,0173  
 1220 0,0354

E27  
 max 1x40W  
 220-240Vac  
 Lampadine non incluse  
 Bulbs not included  
 Adatto a zone costiere  
 Suitable for coastal zones



Grigio antracite / Gray graphite  
**GES2270** 1 X E27



E27  
 max 1x40W  
 220-240Vac  
 Lampadine non incluse  
 Bulbs not included  
 Adatto a zone costiere  
 Suitable for coastal zones



Grigio antracite / Gray graphite  
**GES2271** 1 X E27

LAMPADINE UTILIZZABILI  
 AVAILABLE BULBS

Vedi pagina / see page  
 562

E27	BEAM	CODE	POWER	CCT	FLUX	CRI
		GLA230C	10W	3000K	855lm	>80
		GLA230N	10W	4000K	880lm	>80
		GLA230	10W	6500K	910lm	>80



Paletto.  
Struttura in alluminio.  
Finitura in grigio metallizzato  
o grigio antracite.  
Diffusore in policarbonato opale.  
Applique coordinata a pag. 454.

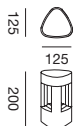
Bollard.  
Aluminum structure.  
Metallic gray or gray graphite finish.  
Opal polycarbonate diffuser.  
Coordinated wall light page 454.



IP54	905	0,004
	1670	0,010
	2570	0,015

GX53  
1 x 11W  
220-240Vac

Lampadine non incluse  
Bulbs not included



Grigio metallizzato / Metallic Gray

**GES483** 1 X GX53



Grigio antracite / Gray graphite

**GES493** 1 X GX53

GX53  
1 x 11W  
220-240Vac

Lampadine non incluse  
Bulbs not included



Grigio metallizzato / Metallic Gray

**GES480** 1 X GX53

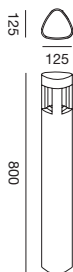


Grigio antracite / Gray graphite

**GES490** 1 X GX53

GX53  
1 x 11W  
220-240Vac

Lampadine non incluse  
Bulbs not included



Grigio metallizzato / Metallic Gray

**GES481** 1 X GX53



Grigio antracite / Gray graphite

**GES491** 1 X GX53

LAMPADINE UTILIZZABILI  
AVAILABLE BULBS

Vedi pagina / see page  
563

GX53	BEAM	CODE	POWER	CCT	FLUX	CRI
		GLA091C	8W	3000K	760lm	>80
		GLA091N	8W	4000K	760lm	>80
		GLA310C	9W	3000K	850lm	>80
		GLA310N	9W	4000K	880lm	>80





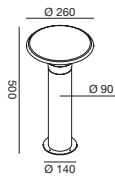
Paletto.  
 Struttura in alluminio.  
 Finitura grigio antraciteo ruggine.  
 Diffusore in metacrilato opale.

Bollard.  
 Aluminum structure.  
 Gray graphite or rusty finish.  
 Opal PMMA diffusor.



	IP44		
2100	0,020		
2800	0,033		

E27  
 1 x 13W  
 220-240Vac  
 Lampadine non incluse  
 Bulbs not included

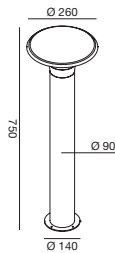


Grigio antracite / Gray graphite  
**GES511** 1 X E27



Ruggine / Rusty  
**GES521** 1 X E27

E27  
 1 x 13W  
 220-240Vac  
 Lampadine non incluse  
 Bulbs not included



Grigio antracite / Gray graphite  
**GES512** 1 X E27



Ruggine / Rusty  
**GES522** 1 X E27

LAMPADINE UTILIZZABILI  
 AVAILABLE BULBS

Vedi pagina / see page  
 562

E27	BEAM	CODE	POWER	CCT	FLUX	CRI
		GLA230C	10W	3000K	855lm	>80
		GLA230N	10W	4000K	880lm	>80
		GLA230	10W	6500K	910lm	>80

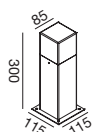
Paletto.  
 Struttura in alluminio.  
 Finitura in bianco, grigio antracite o ruggine.  
 Diffusore in metacrilato opale.  
 Applique coordinata pag 455.

Bollard.  
 Aluminum structure.  
 White, gray graphite or rusty finish.  
 Opal PMMA diffuser.  
 Coordinated wall light page 455.



940 0,005  
 1785 0,012

E27  
 max 1 x 13W  
 220-240Vac  
 Lampadine non incluse  
 Bulbs not included



Bianco / White  
**GES401** 1 x E27

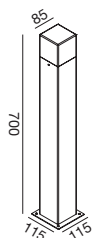


Grigio antracite / Gray graphite  
**GES411** 1 x E27



Ruggine / Rusty  
**GES421** 1 x E27

E27  
 max 1 x 13W  
 220-240Vac  
 Lampadine non incluse  
 Bulbs not included



Bianco / White  
**GES402** 1 x E27



Grigio antracite / Gray graphite  
**GES412** 1 x E27



Ruggine / Rusty  
**GES422** 1 x E27

LAMPADINE UTILIZZABILI  
 AVAILABLE BULBS

Vedi pagina / see page  
 562

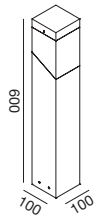
E27	BEAM	CODE	POWER	CCT	FLUX	CRI
		GLA230C	10W	3000K	855lm	>80
		GLA230N	10W	4000K	880lm	>80
		GLA230	10W	6500K	910lm	>80

Paletto.  
 Struttura in alluminio.  
 Finitura in bianco, grigio antraciteo ruggine.  
 Diffusore in policarbonato opale.

Bollard.  
 Aluminum structure.  
 White, gray graphite or rusty finish.  
 Opal PC diffusor.



E27  
 max 1 x 28W  
 220-240Vac  
 Lampadine non incluse  
 Bulbs not included



Bianco / White  
**GES600** 1 x E27

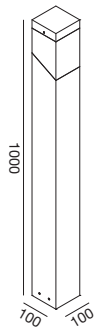


Grigio antracite / Gray graphite  
**GES610** 1 x E27



Ruggine / Rusty  
**GES620** 1 x E27

E27  
 max 1 x 28W  
 220-240Vac  
 Lampadine non incluse  
 Bulbs not included



Bianco / White  
**GES601** 1 x E27





Grigio antracite / Gray graphite  
**GES611** 1 x E27



Ruggine / Rusty  
**GES621** 1 x E27

LAMPADINE UTILIZZABILI  
 AVAILABLE BULBS

Vedi pagina / see page  
 562

E27	BEAM	CODE	POWER	CCT	FLUX	CRI
		GLA230C	10W	3000K	855lm	>80
		GLA230N	10W	4000K	880lm	>80
		GLA230	10W	6500K	910lm	>80

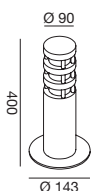
Paletto.  
Struttura in alluminio.  
Colore grigio alluminio o grigio antracite.  
Diffusore in vetro satinato, finitura lucida.  
Diametro massimo della lampadina: 45 mm.

Bollard.  
Aluminum structure.  
Gray aluminum or gray graphite finish.  
Satinated glass polish finish.  
Maximum diameter of bulbs: 45 mm.



E27  
max 1 x 20W  
220-240Vac

Lampadine non incluse  
Bulbs not included



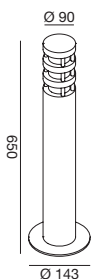
Grigio alluminio / Aluminum Gray  
**GES013** 1 X E27



Grigio antracite / Gray graphite  
**GES023** 1 X E27

E27  
max 1 x 20W  
220-240Vac

Lampadine non incluse  
Bulbs not included




Grigio alluminio / Aluminum Gray  
**GES012** 1 X E27



Grigio antracite / Gray graphite  
**GES022** 1 X E27

Paletto. Struttura in alluminio.  
 Finitura in bianco, grigio metallizzato,  
 grigio antracite o marrone.  
 Diffusore in policarbonato opale.  
 Applique coordinata a pag. 456.

Bollard.  
 Aluminum structure.  
 White, metallic gray, gray graphite  
 or brown finish.  
 Opal polycarbonate diffuser.  
 Coordinated wall light page 456.



E27  
 max 1 x 18W  
 220-240Vac

Lampadine non incluse  
 Bulbs not included



Bianco  
 White

**GES710** 1 x E27



Grigio metallizzato  
 Metallic Gray

**GES720** 1 x E27



Grigio antracite  
 Gray graphite

**GES730** 1 x E27



Marrone  
 Brown

**GES2010** 1 x E27

E27  
 max 1 x 18W  
 220-240Vac

Lampadine non incluse  
 Bulbs not included



Bianco  
 White

**GES711** 1 x E27



Grigio metallizzato  
 Metallic Gray

**GES721** 1 x E27



Grigio antracite  
 Gray graphite

**GES731** 1 x E27



Marrone  
 Brown

**GES2011** 1 x E27

E27  
 max 1 x 18W  
 220-240Vac

Lampadine non incluse  
 Bulbs not included



Bianco  
 White

**GES712** 1 x E27



Grigio metallizzato  
 Metallic Gray

**GES722** 1 x E27



Grigio antracite  
 Gray graphite

**GES732** 1 x E27



Marrone  
 Brown

**GES2012** 1 x E27

LAMPADINE UTILIZZABILI  
 AVAILABLE BULBS

Vedi pagina / see page  
 562

E27	BEAM	CODE	POWER	CCT	FLUX	CRI
		GLA230C	10W	3000K	855lm	>80
		GLA230N	10W	4000K	880lm	>80
		GLA230	10W	6500K	910lm	>80



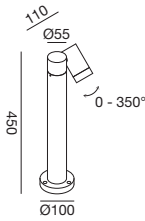
Paletto.  
Struttura in alluminio pressofuso.  
Diffusore in vetro trasparente.  
Finitura in antracite o marrone.

Bollard.  
Die-cast aluminum body.  
Transparent glass diffuser.  
Gray graphite or brown finish.



GU10  
max 1 x 7W  
220-240Vac

Lampadine non incluse  
Bulbs not included



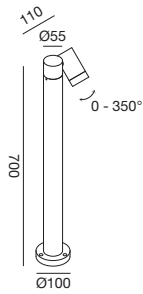
Grigio antracite / Gray graphite  
**GES1120** 1 x GU10



Marrone / Corten  
**GES1110** 1 x GU10

GU10  
max 1 x 7W  
220-240Vac

Lampadine non incluse  
Bulbs not included



Grigio antracite / Gray graphite  
**GES1121** 1 x GU10



Marrone / Corten  
**GES1111** 1 x GU10

LAMPADINE UTILIZZABILI  
AVAILABLE BULBS

Vedi pagina / see page  
564

GU10	BEAM	CODE	POWER	CCT	FLUX	CRI
		GLA241C	5W	3000K	420lm	>80
		GLA241N	5W	4000K	430lm	>80
		GLA243C	7W	3000K	590lm	>80
		GLA243N	7W	4000K	610lm	>80
		GLA242C	5W	3000K	410lm	>80
		GLA242N	5W	4000K	420lm	>80
		GLA244C	7W	3000K	550lm	>80
		GLA244N	7W	4000K	560lm	>80



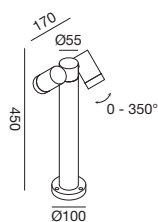
Paletto.  
Struttura in alluminio pressofuso.  
Diffusore in vetro trasparente.  
Finitura in antracite o marrone.

Bollard.  
Die-cast aluminum body.  
Transparent glass diffuser.  
Gray graphite or brown finish.



GU10  
max 2 x 7W  
220-240Vac

Lampadine non incluse  
Bulbs not included



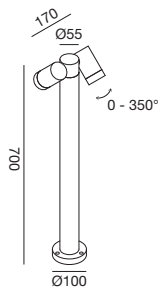
Grigio antracite / Gray graphite  
**GES1122** 2 x GU10



Marrone / Corten  
**GES1112** 2 x GU10

GU10  
max 2 x 7W  
220-240Vac

Lampadine non incluse  
Bulbs not included



Grigio antracite / Gray graphite  
**GES1123** 2 x GU10



Marrone / Corten  
**GES1113** 2 x GU10

LAMPADINE UTILIZZABILI  
AVAILABLE BULBS

Vedi pagina / see page  
564

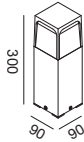
GU10	BEAM	CODE	POWER	CCT	FLUX	CRI
		GLA241C	5W	3000K	420lm	>80
		GLA241N	5W	4000K	430lm	>80
		GLA243C	7W	3000K	590lm	>80
		GLA243N	7W	4000K	610lm	>80
		GLA242C	5W	3000K	410lm	>80
		GLA242N	5W	4000K	420lm	>80
		GLA244C	7W	3000K	550lm	>80
		GLA244N	7W	4000K	560lm	>80

Paletto.  
 Struttura in alluminio.  
 Finitura in grigio antracite o marrone.  
 Diffusore in policarbonato opale.  
 Applique coordinata a pag. 462.

Bollard.  
 Aluminum structure.  
 Gray graphite or brown finish.  
 Opal polycarbonate diffuser.  
 Matching wall light page 462.

	IP44	800 0,032	1200 0,052
		1700 0,082	

E27  
 max 1 x 23W  
 220-240Vac  
 Lampadine non incluse  
 Bulbs not included

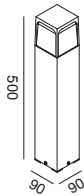


Grigio antracite / Gray graphite  
**GES2031** 1 x E27



Marrone / Brown  
**GES2021** 1 x E27

E27  
 max 1 x 23W  
 220-240Vac  
 Lampadine non incluse  
 Bulbs not included



Grigio antracite / Gray graphite  
**GES2032** 1 x E27



Marrone / Brown  
**GES2022** 1 x E27

E27  
 max 1 x 23W  
 220-240Vac  
 Lampadine non incluse  
 Bulbs not included



Grigio antracite / Gray graphite  
**GES2033** 1 x E27



Marrone / Brown  
**GES2023** 1 x E27

LAMPADINE UTILIZZABILI  
 AVAILABLE BULBS

Vedi pagina / see page  
 562

E27	BEAM	CODE	POWER	CCT	FLUX	CRI
		GLA230C	10W	3000K	855lm	>80
		GLA230N	10W	4000K	880lm	>80
		GLA230	10W	6500K	910lm	>80



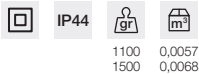





# CATENE LUMINOSE LIGHT CHAINS

Catena luminosa dotata di 10 portalampane.  
 Cavo elettrico resistente in gomma di colore bianco o nero con sezione 2x1 mm, totalmente impermeabile con un grado di protezione IP44, prolungabile da entrambi i lati con altre catene fino al raggiungimento della lunghezza desiderata.  
 Connettori da entrambi i lati impermeabili e dotati di chiusura con scatto di sicurezza.  
 Accessori per il fissaggio non forniti e non disponibili.

Chain equipped with 10 bulb holders.  
 Tough electrical cable in white or black rubber with 2x1 mm section, totally waterproof with an IP44 degree of protection, can be extended on both sides with other chains until the desired length is reached.  
 Connectors on both sides waterproof.  
 Closing devices with safety catch.  
 Fixing accessories not supplied and not available.



E27  
 Cable 5 m  
 max 10 x 25W  
 220-240Vac  
 Lampadine non incluse  
 Bulbs not included



Bianco / White  
**GFIN03** 10 x E27



Nero / Black  
**GFIN03** 10 x E27

E27  
 Cable 10 m  
 max 10 x 25W  
 220-240Vac  
 Lampadine non incluse  
 Bulbs not included





Bianco / White  
**GFIN04** 10 x E27



Nero / Black  
**GFIN04** 10 x E27

LAMPADINE UTILIZZABILI  
 AVAILABLE BULBS

Vedi pagina / see page  
 562

E27	BEAM	CODE	POWER	CCT	FLUX	CRI
		GLA260B	8W	3000K	950lm	>80
		GLA260C	8W	2700K	1055lm	>80
		GLA260N	8W	4000K	1055lm	>80









# SOSPENSIONI INDUSTRIALI

## INDUSTRIAL SUSPENSION

Sospensione industriale.

Struttura e dissipatore in alluminio.

Accessori per la sospensione ed il fissaggio non incluso; dotato di anello per aggancio ai cavi o alle catene.

Diffusore in metacrilato trasparente.

Dotato di cavo della lunghezza di 30 cm.

Modulo LED ed alimentatore incluso.

Industrial suspension.

Aluminum frame and heat sink.

Suspension and fixing accessories not included; equipped with ring for attachment to cables or chains.

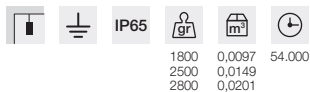
Transparent methacrylate diffuser.

Equipped with a 30 cm long cable.

LED module and ballast included.

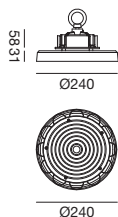


**NEW**



LED  
100W | 220-240Vac  
CRI >80

BEAM

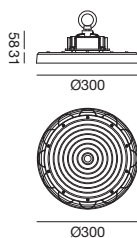


Nero / Black

**GLI020** 4000K 13000lm

LED  
150W | 220-240Vac  
CRI >80

BEAM

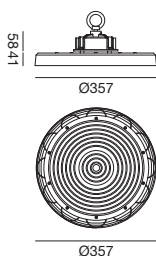


Nero / Black

**GLI021** 4000K 19500lm

LED  
200W | 220-240Vac  
CRI >80

BEAM



Nero / Black

**GLI022** 4000K 26000lm







# SEGNAPASSI STEPLIGHTS

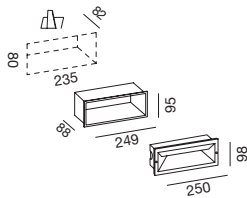
Segnapassi ad incasso.  
 Struttura in alluminio.  
 Finitura in grigio metallizzato  
 o grigio antracite.  
 Diffusore in policarbonato opale.  
 Controcassa inclusa.  
 Modulo LED e trasformatore inclusi.

Recessed steplight.  
 Aluminum structure.  
 Metallic gray or gray graphite finish.  
 Opal polycarbonate diffuser.  
 Casing included.  
 LED module and transformer included.



LED  
 13W | 220-240Vac  
 CRI >80

BEAM



Grigio antracite / Gray graphite  
**GES350** 4000K 1200lm



Grigio metallizzato / Metallic Gray  
**GES351** 4000K 1200lm

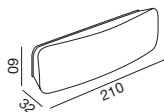
Segnapassi con struttura  
in materiale plastico.  
Finitura in grigio antracite.  
Diffusore in policarbonato opale.  
Modulo LED e trasformatore inclusi.

Steplight whit plastic material structure.  
Gray graphite finish.  
Opal polycarbonate diffuser.  
LED module and transformer included.



LED  
7W | 220-240Vac  
CRI >80

BEAM



Grigio antracite / Gray graphite  
**GES150** 4000K 600lm

Segnapassi.  
 Struttura in alluminio pressofuso.  
 Finitura in bianco opaco,  
 grigio antracite o marrone.  
 Diffusore in policarbonato.  
 Modulo LED incluso.

Wall light.  
 Die-cast aluminum structure.  
 Matt white, gray graphite or brown finish.  
 PC diffuser.  
 LED module included.



LED  
 3W | 220-240Vac  
 CRI >80

BEAM



Grigio antracite / Gray graphite  
**GES983** 4000K 104lm



Bianco opaco/ Matt White  
**GES984** 4000K 158lm




Marrone / Brown  
**GES985** 4000K 107lm



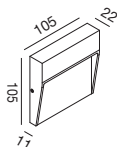
Segnapassi.  
Struttura in alluminio pressofuso.  
Finitura in bianco opaco,  
grigio antracite o marrone.  
Diffusore in policarbonato.  
Modulo LED incluso.

Wall light.  
Die-cast aluminum structure.  
Matt white, gray graphite or brown finish.  
PC diffuser.  
LED module included.



LED  
3W | 220-240Vac  
CRI >80

BEAM



Grigio antracite / Gray graphite

**GES980C** 3000K 70lm  
**GES980** 4000K 101lm



Bianco opaco/ Matt White

**GES981C** 3000K 130lm  
**GES981** 4000K 156lm



Marrone / Brown

**GES982C** 3000K 90lm  
**GES982** 4000K 100lm

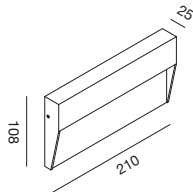
Segnapassi.  
 Struttura in alluminio pressofuso.  
 Finitura in bianco, grigio antracite o marrone.  
 Diffusore in policarbonato.  
 Modulo LED incluso.

Steplight.  
 Die-cast aluminum structure.  
 White, gray graphite or brown finish.  
 Polycarbonate diffuser.  
 LED module included.



LED  
 6W | 220-240Vac  
 CRI >80

BEAM



Bianco / White

**GES1170C** 3000K 454lm  
**GES1170N** 4000K 467lm




Grigio antracite / Gray graphite

**GES1171C** 3000K 408lm  
**GES1171N** 4000K 447lm



Marrone / Brown

**GES1172C** 3000K 370lm  
**GES1172N** 4000K 396lm



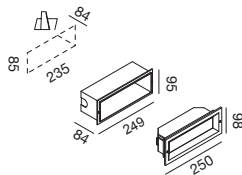
Segnapassi ad incasso.  
 Struttura in alluminio.  
 Finitura in bianco, grigio antracite o marrone.  
 Diffusore in policarbonato bianco.  
 Controcassa inclusa.  
 Modulo LED e trasformatore incluso.

Recessed steplight.  
 Aluminum structure.  
 White, gray graphite or brown finish.  
 Opal polycarbonate diffuser.  
 Casing included.  
 LED module and transformer included.



LED  
 13W | 220-240Vac  
 CRI >80

BEAM



Bianco / White  
**GES1190C** 3000K 587lm  
**GES1190N** 4000K 639lm



Grigio antracite / Gray graphite  
**GES1191C** 3000K 587lm  
**GES1191N** 4000K 639lm



Marrone / Brown  
**GES1192C** 3000K 587lm  
**GES1192N** 4000K 639lm



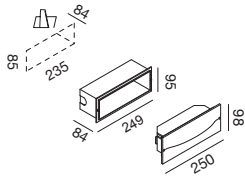
Segnapassi ad incasso.  
 Struttura in alluminio.  
 Finitura in bianco, grigio antracite o marrone.  
 Diffusore in policarbonato bianco.  
 Controcassa inclusa.  
 Modulo LED e trasformatore incluso.

Recessed steplight.  
 Aluminum structure.  
 White, gray graphite or brown finish.  
 Opal polycarbonate diffuser.  
 Casing included.  
 LED module and transformer included.



LED  
 13W | 220-240Vac  
 CRI >80

BEAM



Bianco / White  
**GES2000C** 3000K 432lm  
**GES2000N** 4000K 561lm



Grigio antracite / Gray graphite  
**GES2001C** 3000K 432lm  
**GES2001N** 4000K 561lm

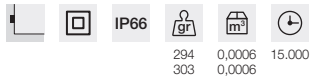



Marrone / Brown  
**GES2002C** 3000K 432lm  
**GES2002N** 4000K 561lm



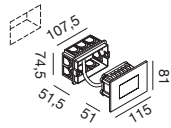
Segnapassi ad incasso.  
 Struttura in alluminio.  
 Finitura in vetro bianco o nero  
 semi-trasparente.  
 Controcassa 503 non inclusa.  
 Modulo LED e trasformatore inclusi.  
 Possibilità di scegliere la temperatura della  
 luce (3000K, 4000K o 6000K) prima  
 dell'installazione finale del segnapassi.

Recessed step light.  
 Aluminum frame.  
 White or black semi-transparent glass finish.  
 Back box 503 not included.  
 LED module and transformer included.  
 Possible to choose the light temperature  
 (3000K, 4000K or 6000K) before final  
 installation of the steplight.



LED  
 4,5W | 220-240Vac  
 CRI >80

BEAM



Bianco / White

**GES2040** 3000K 320lm  
 4000K 400lm  
 6000K 380lm

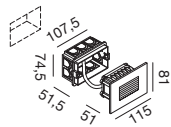


Nero / Black

**GES2041** 3000K 320lm  
 4000K 400lm  
 6000K 380lm

LED  
 4,5W | 220-240Vac  
 CRI >80

BEAM



Bianco / White

**GES2050** 3000K 320lm  
 4000K 400lm  
 6000K 380lm



Nero / Black

**GES2051** 3000K 320lm  
 4000K 400lm  
 6000K 380lm





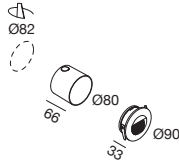
Segnapassi ad incasso.  
 Struttura in alluminio.  
 Finitura in bianco, grigio antracite o marrone.  
 Diffusore in vetro.  
 Controcassa inclusa.  
 Modulo LED e trasformatore incluso.

Recessed steplight.  
 Aluminum structure.  
 White, gray graphite or brown finish.  
 Glass diffuser.  
 Casing included.  
 LED module and transformer included.



LED  
 3W | 220-240Vac  
 CRI >80

BEAM



Bianco / White

**GES2110C** 3000K 176lm  
**GES2110N** 4000K 197lm



Grigio antracite / Gray graphite

**GES2111C** 3000K 94lm  
**GES2111N** 4000K 104lm



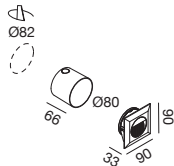
Marrone / Brown

**GES2112C** 3000K 98lm  
**GES2112N** 4000K 100lm



LED  
 3W | 220-240Vac  
 CRI >80

BEAM



Bianco / White

**GES2120C** 3000K 180lm  
**GES2120N** 4000K 200lm



Grigio antracite / Gray graphite

**GES2121C** 3000K 106lm  
**GES2121N** 4000K 108lm



Marrone / Brown

**GES2122C** 3000K 100lm  
**GES2122N** 4000K 108lm




**Segnapassi.**

Struttura in policarbonato e alluminio da incasso per scatola 503 non inclusa.  
 Finitura placchetta in bianco, grigio antracite o marrone.  
 Modulo LED e trasformatore inclusi.  
 Possibilità di scegliere la temperatura della luce (3000K, 4000K o 5000K) prima dell'installazione finale del segnapassi.

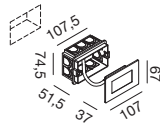
**Steplight.**

Polycarbonate and aluminum structure for box 503 not included.  
 Plate finish in white, gray graphite or brown.  
 LED module and transformer included.  
 Possible to choose the light temperature (3000K, 4000K or 5000K) before final installation of the steplight.



LED  
 3W | 220-240Vac  
 CRI >80

BEAM



Bianco / White

**GES2130** 3000K 260lm  
 4000K 280lm  
 5000K 270lm



Grigio antracite / Gray graphite

**GES2131** 3000K 203lm  
 4000K 260lm  
 5000K 250lm



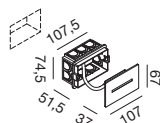
Marrone / Brown

**GES2132** 3000K 203lm  
 4000K 260lm  
 5000K 250lm



LED  
 3W | 220-240Vac  
 CRI >80

BEAM



Bianco / White

**GES2140** 3000K 100lm  
 4000K 115lm  
 5000K 113lm




Grigio antracite / Gray graphite

**GES2141** 3000K 55lm  
 4000K 60lm  
 5000K 57lm



Marrone / Brown

**GES2142** 3000K 60lm  
 4000K 66lm  
 5000K 63lm







**PROIETTORI E  
ARMATURE STRADALI  
PROJECTORS AND  
STREET LIGHTING**

Proiettore LED con staffa per fissaggio.  
 Struttura in alluminio pressofuso.  
 Finitura in bianco, grigio antracite o marrone.  
 Diffusore in vetro temperato trasparente e ottica nera.  
 Possibilità di scegliere la temperatura della luce (3000K, 4000K o 6500K) prima dell'installazione finale del proiettore.  
 Dotato di cavo della lunghezza di 50 cm.  
 Modulo LED e trasformatore inclusi.

LED projector with mounting bracket.  
 Die-cast aluminum structure.  
 White, gray graphite or brown finish.  
 Transparent tempered glass diffuser and black optics.  
 Possibility of choosing the light temperature (3000K, 4000K or 6500K) before final installation of the projector.  
 Equipped with a 50 cm long cable.  
 LED module and transformer included.

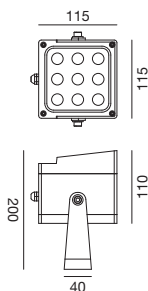


**NEW**



LED  
 18W | 220-240Vac  
 CRI >80

BEAM



Bianco / White  
**GES2230** 3000K 840lm  
 4000K 950m  
 6500K 960m



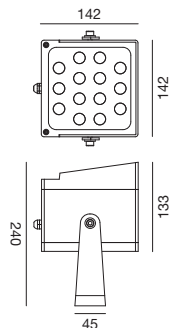
Grigio antracite / Gray graphite  
**GES2231** 3000K 800m  
 4000K 900m  
 6500K 890m



Marrone / Brown  
**GES2232** 3000K 800m  
 4000K 900m  
 6500K 920m

LED  
 31W | 220-240Vac  
 CRI >80

BEAM



Bianco / White  
**GES2233** 3000K 1550m  
 4000K 1750m  
 6500K 1780m



Grigio antracite / Gray graphite  
**GES2234** 3000K 1470m  
 4000K 1680m  
 6500K 1650m



Marrone / Brown  
**GES2235** 3000K 1500m  
 4000K 1690m  
 6500K 1660m





Proiettore con struttura in alluminio dotato di picchetto per il fissaggio a terra. Diffusore in vetro trasparente. Dotato di cavo della lunghezza di 100 cm. Finitura in grigio antracite o marrone. Dotato di morsetteria IP68.

Aluminum structure projector with spike for ground fixing. Transparent glass diffuser. Equipped with a 100 cm long cable. Gray graphite or brown finish. Equipped with IP68 terminal box.

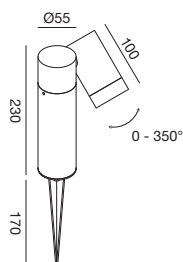


**NEW**

665 0,0032
   
 830 0,0045

GU10  
max 1 x 35W  
220-240Vac

Lampadine non incluse  
Bulbs not included



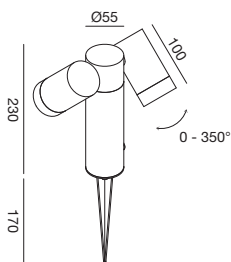
Grigio antracite / Gray graphite  
**GES2220** 1 X GU10



Marrone / Brown  
**GES2221** 1 X GU10

GU10  
max 2 x 35W  
220-240Vac

Lampadine non incluse  
Bulbs not included



Grigio antracite / Gray graphite  
**GES2222** 2 X GU10



Marrone / Brown  
**GES2223** 2 X GU10

LAMPADINE UTILIZZABILI  
AVAILABLE BULBS

Vedi pagina / see page  
564

GU10	BEAM	CODE	POWER	CCT	FLUX	CRI
		GLA241C	5W	3000K	420lm	>80
		GLA241N	5W	4000K	430lm	>80
		GLA243C	7W	3000K	590lm	>80
		GLA243N	7W	4000K	610lm	>80
		GLA242C	5W	3000K	410lm	>80
		GLA242N	5W	4000K	420lm	>80
		GLA244C	7W	3000K	550lm	>80
		GLA244N	7W	4000K	560lm	>80



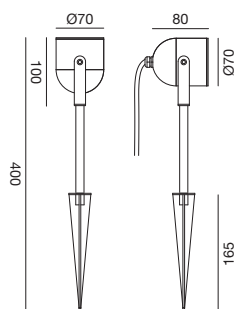
Proiettore con struttura in alluminio  
dotato di picchetto per il fissaggio a terra.  
Diffusore in vetro trasparente.  
Finitura in bianco opaco, grigio antracite o marrone.  
Dotato di morsettiera IP68.

Aluminum structure projector  
with spike for ground fixing.  
Transparent glass diffuser.  
Finish in matt white, gray graphite or brown.  
Equipped with IP68 terminal box.

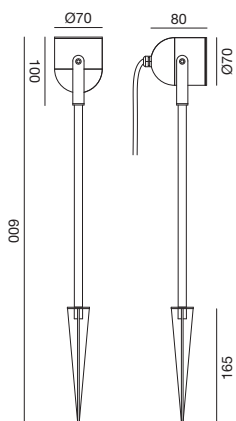


**NEW**

GU10

max 1 x 35W  
220-240VacLampadine non incluse  
Bulbs not includedBianco opaco / Matt White  
**GES2280** 1 x GU10Marrone / Brown  
**GES2281** 1 x GU10Grigio antracite / Gray graphite  
**GES2282** 1 x GU10

GU10

max 1 x 35W  
220-240VacLampadine non incluse  
Bulbs not includedBianco opaco / Matt White  
**GES2290** 1 x GU10Marrone / Brown  
**GES2291** 1 x GU10Grigio antracite / Gray graphite  
**GES2292** 1 x GU10LAMPADINE UTILIZZABILI  
AVAILABLE BULBSVedi pagina / see page  
564

GU10	BEAM	CODE	POWER	CCT	FLUX	CRI
		GLA241C	5W	3000K	420lm	>80
		GLA241N	5W	4000K	430lm	>80
		GLA243C	7W	3000K	590lm	>80
		GLA243N	7W	4000K	610lm	>80
		GLA242C	5W	3000K	410lm	>80
		GLA242N	5W	4000K	420lm	>80
		GLA244C	7W	3000K	550lm	>80
		GLA244N	7W	4000K	560lm	>80
		GLA350C	9W	3000K	900lm	>80
		GLA350N	9W	4000K	950lm	>80

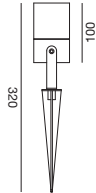
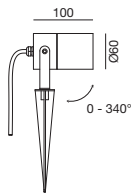
Proiettore con struttura in alluminio.  
 Diffusore in vetro trasparente.  
 Finitura in grigio antracite o marrone.  
 Lunghezza cavo: 90 cm.

Projector with aluminum body.  
 Transparent glass diffuser.  
 Gray graphite or brown finish.  
 Cable length: 90 cm.



GU10  
 max 1 x 7W  
 220-240Vac

Lampadine non incluse  
 Bulbs not included



Grigio antracite / Gray graphite  
**GES1130** 1 X GU10




Marrone / Corten  
**GES1131** 1 X GU10

LAMPADINE UTILIZZABILI  
 AVAILABLE BULBS

Vedi pagina / see page  
 564

GU10	BEAM	CODE	POWER	CCT	FLUX	CRI
		GLA241C	5W	3000K	420lm	>80
		GLA241N	5W	4000K	430lm	>80
		GLA243C	7W	3000K	590lm	>80
		GLA243N	7W	4000K	610lm	>80
		GLA242C	5W	3000K	410lm	>80
		GLA242N	5W	4000K	420lm	>80
		GLA244C	7W	3000K	550lm	>80
		GLA244N	7W	4000K	560lm	>80



Proiettore con struttura in alluminio.  
 Diffusore in vetro trasparente.  
 Finitura in grigio antracite o marrone.  
 Lunghezza cavo: 90 cm.

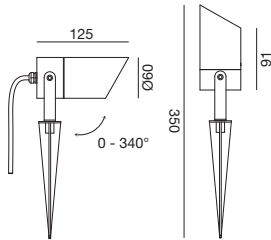
Projector with aluminum body.  
 Transparent glass diffuser.  
 Gray graphite or brown finish.  
 Cable length: 90 cm.



410 0,047

GU10  
 max 1 x 7W  
 220-240Vac

Lampadine non incluse  
 Bulbs not included



Grigio antracite / Gray graphite  
**GES1140** 1 X GU10



Marrone / Corten  
**GES1141** 1 X GU10

LAMPADINE UTILIZZABILI  
 AVAILABLE BULBS

Vedi pagina / see page  
 564

GU10	BEAM	CODE	POWER	CCT	FLUX	CRI
		GLA241C	5W	3000K	420lm	>80
		GLA241N	5W	4000K	430lm	>80
		GLA243C	7W	3000K	590lm	>80
		GLA243N	7W	4000K	610lm	>80
		GLA242C	5W	3000K	410lm	>80
		GLA242N	5W	4000K	420lm	>80
		GLA244C	7W	3000K	550lm	>80
		GLA244N	7W	4000K	560lm	>80



Proiettore con struttura in alluminio.  
 Finitura in bianco, grigio alluminio  
 o grigio antracite.  
 Diffusore in vetro temperato  
 Lunghezza cavo: 39 cm.

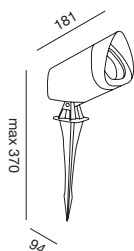
Projector with aluminum structure.  
 White, gray aluminum or gray graphite.  
 Tempered glass diffuser.  
 Cable length: 39 cm.



GU10

max 1 x 11W  
 220-240Vac

Lampadine non incluse  
 Bulbs not included



Bianco  
 White

**GES740** 1 x GU10



Grigio alluminio  
 Aluminum Gray

**GES741** 1 x GU10



Grigio antracite  
 Gray graphite

**GES742** 1 x GU10


LAMPADINE UTILIZZABILI  
 AVAILABLE BULBS

Vedi pagina / see page  
 564

GU10	BEAM	CODE	POWER	CCT	FLUX	CRI
		GLA241C	5W	3000K	420lm	>80
		GLA241N	5W	4000K	430lm	>80
		GLA243C	7W	3000K	590lm	>80
		GLA243N	7W	4000K	610lm	>80
		GLA242C	5W	3000K	410lm	>80
		GLA242N	5W	4000K	420lm	>80
		GLA244C	7W	3000K	550lm	>80
		GLA244N	7W	4000K	560lm	>80
		GLA350C	9W	3000K	900lm	>80
		GLA350N	9W	4000K	950lm	>80

Proiettore LED con staffa per fissaggio.  
Struttura in alluminio pressofuso.  
Finitura in nero opaco.  
Diffusore in vetro trasparente.  
Possibilità di scegliere la temperatura  
della luce (3000K, 4000K o 6500K) prima  
dell'installazione finale del proiettore.  
Modulo LED e trasformatore inclusi.

LED projector with mounting bracket.  
Die-cast aluminum structure.  
Matt black finish. Transparent glass diffuser.  
Possibility of choosing the light temperature  
(3000K, 4000K or 6500K) before final  
installation of the projector.  
LED module and transformer included.



1000	0,0011	36.000		
1200	0,0026			
2000	0,0032			
2200	0,0046			

**NEW**

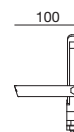
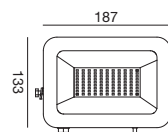
LED  
50W | 220-240Vac  
CRI >80

BEAM



Nero opaco / Matt Black

**GES2340** 3000K 4900lm  
4000K 5400lm  
6500K 5000lm



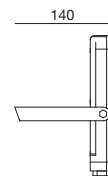
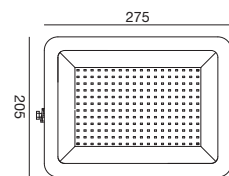
LED  
100W | 220-240Vac  
CRI >80

BEAM



Nero opaco / Matt Black

**GES2341** 3000K 9800lm  
4000K 10800lm  
6500K 10000lm



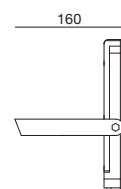
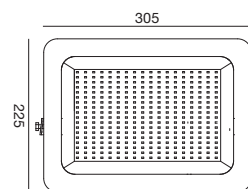
LED  
150W | 220-240Vac  
CRI >80

BEAM



Nero opaco / Matt Black

**GES2342** 3000K 14800lm  
4000K 16300lm  
6500K 15200lm



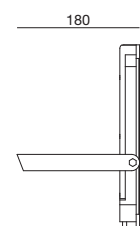
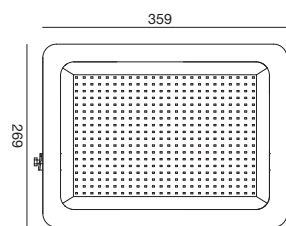
LED  
200W | 220-240Vac  
CRI >80

BEAM



Nero opaco / Matt Black

**GES2343** 3000K 19700lm  
4000K 21600lm  
6500K 20200lm



Proiettore LED con staffa per fissaggio.  
 Struttura in alluminio pressofuso.  
 Finitura in bianco opaco.  
 Diffusore in vetro trasparente.  
 Modulo LED e trasformatore inclusi.

LED projector with fixing bracket.  
 Die-cast aluminum structure.  
 Matt white finish.  
 Transparent glass diffuser.  
 LED module and transformer included.

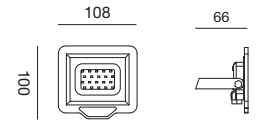
		<b>IP65</b>			
			202	0,0004	50.000
			305	0,0005	
			500	0,0009	
			650	0,0013	
			1310	0,0026	

LED  
 10W | 220-240Vac  
 CRI >70

BEAM



Bianco opaco / Matt White  
**GES840C** 3000K 850lm  
**GES840N** 4000K 850lm

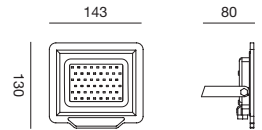


LED  
 20W | 220-240Vac  
 CRI >70

BEAM



Bianco opaco / Matt White  
**GES841C** 3000K 1700lm  
**GES841N** 4000K 1700lm

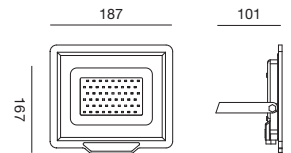


LED  
 30W | 220-240Vac  
 CRI >70

BEAM



Bianco opaco / Matt White  
**GES842C** 3000K 2550lm  
**GES842N** 4000K 2550lm

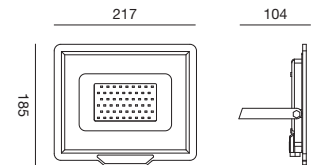


LED  
 50W | 220-240Vac  
 CRI >70

BEAM



Bianco opaco / Matt White  
**GES843C** 3000K 4250lm  
**GES843N** 4000K 4250lm

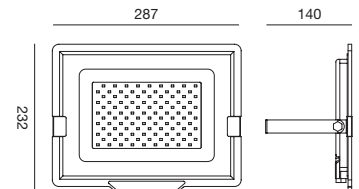



LED  
 100W | 220-240Vac  
 CRI >70

BEAM



Bianco opaco / Matt White  
**GES844C** 3000K 8500lm  
**GES844N** 4000K 8500lm





## Lampada stradale LED.

Struttura in alluminio pressofuso con aggancio per palo (non incluso e non disponibile) di diametro max 60 mm.  
 Diffusore in metacrilato bianco opale.  
 Finitura in nero opaco.  
 Dotato di cavo della lunghezza di 30 cm.  
 Modulo LED e trasformatore inclusi.  
 Garanzia 5 anni.

## LED street lamp.

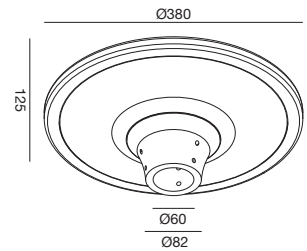
Die-cast aluminum structure with attachment for pole (not included and not available) max diameter 60 mm.  
 Opal white methacrylate diffuser.  
 Matt black finish.  
 Equipped with 30 cm long cable.  
 LED module and transformer included.  
 5-year warranty.

**NEW**

LED  
 80W | 220-240Vac  
 CRI >80

Palo non incluso  
 Lampost not included

BEAM



Nero opaco / Matt Black

**GES2250C** 3000K 11200lm**GES2250N** 4000K 12000lm



Armatura stradale. Struttura in alluminio pressofuso.  
Finitura in grigio opaco.  
Attacco al palo con inclinazione regolabile in alluminio pressofuso idoneo per pali di diametro 62mm.  
Diffusore in metracrilato trasparente.  
Modulo LED e trasformatore inclusi.  
Altezza di installazione: GES2350 max 6 metri, GES2351 max 10 metri, GES2352 max 15 metri.  
Possibilità di installazione a parete tramite la staffa GES10 (da comprare separatamente).

Road armouring. Die-cast aluminum frame.  
Matt grey finish.  
Pole attachment with adjustable angle in die-cast aluminum suitable for 62 mm diameter poles.  
Transparent methacrylate diffuser.  
LED module and transformer included.  
Installation height: GES2350 max 6 metres, GES2351 max 10 metres, GES2352 max 15 metres.  
Possibility of wall installation using the GES10 bracket (to be purchased separately).



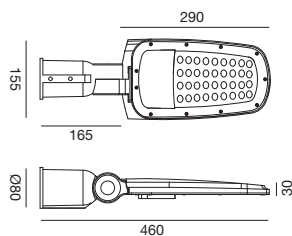


**NEW**

		<b>IP65</b>			
			1000	0,0065	36.000
			2000	0,0094	
			2400	0,0121	

LED  
50W | 220-240Vac  
CRI >80

BEAM

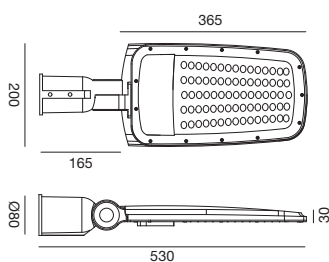


Grigio / Gray

**GES2350** 4000K 5000lm

LED  
100W | 220-240Vac  
CRI >80

BEAM

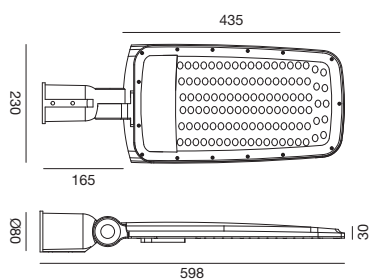


Grigio / Gray

**GES2351** 4000K 10000lm

LED  
150W | 220-240Vac  
CRI >80

BEAM



Grigio / Gray

**GES2352** 4000K 15000lm

ACCESSORIO  
ACCESSORY

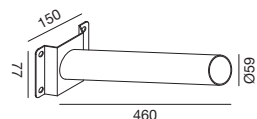
Staffa per attacco a parete  
Wall mounting bracket

per / for

GES2350

GES2351

GES2352

Staffa / Bracket  
Grigio / Gray**GES10**

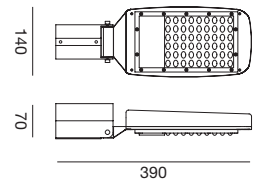
Armatura stradale.  
 Struttura in alluminio pressofuso e plastica.  
 Finitura in grigio opaco.  
 Attacco al palo con inclinazione regolabile  
 in alluminio pressofuso idoneo per pali di  
 diametro 62mm.  
 Diffusore in materiale plastico.  
 Modulo LED e trasformatore inclusi.  
 Altezza di installazione: GES580 max 6 metri,  
 GES581 max 10 metri.

Street lighting.  
 Die-cast aluminum and plastic structure.  
 Matt gray finish.  
 Die-cast aluminum pole attachment with  
 adjustable inclination, suitable for 62mm  
 diameter poles.  
 Plastic diffuser.  
 LED module and transformer included.  
 Installation height: GES580 max 6 metres,  
 GES581 max 10 metres.



LED  
 50W | 85-265Vac  
 CRI >70

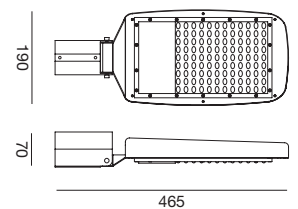
BEAM



Grigio opaco / Matt Gray  
**GES580N** 4000K 4250lm

LED  
 100W | 85-265Vac  
 CRI >70

BEAM

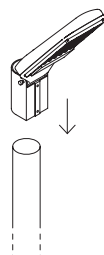


Grigio opaco / Matt Gray  
**GES581N** 4000K 8500lm

ACCESSORIO INCLUSO  
 ACCESSORY INCLUDED

L'armatura stradale è dotata di accessorio  
 per il collegamento al palo.  
 Inclinazione regolabile=max 90°.

The road framework is equipped with an  
 accessory for the connection to the post.  
 Adjustable inclination = max 90°.









# **FARETTI CALPESTABILI WALKABLE SPOTLIGHTS**

Faretto da incasso calpestabile.  
 Struttura in alluminio.  
 Cover in acciaio inossidabile.  
 Diffusore in vetro trasparente temperato.  
 Controcassa inclusa.  
 Modulo LED e trasformatori inclusi.

Walkable recessed spotlight.  
 Aluminum body.  
 Stainless steel cover.  
 Tempered clear glass diffuser.  
 Casing included.  
 LED module and ballast included.



LED  
 1 x 1W LED  
 220-240Vac

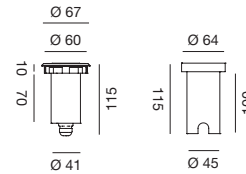
BEAM



Controcassa inclusa  
 Casing included



Acciaio / Steel  
**GES220C** 3000K 89lm



LED  
 1 x 1W LED  
 220-240Vac

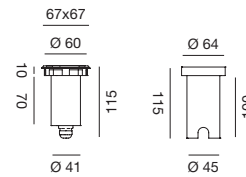
BEAM



Controcassa inclusa  
 Casing included



Acciaio / Steel  
**GES221C** 3000K 89lm



Faretto da incasso calpestabile.  
Struttura in alluminio.  
Cover in acciaio inossidabile.  
Diffusore in vetro trasparente temperato.  
Controcassa inclusa.

Walkable recessed spotlight.  
Aluminum body.  
Stainless steel cover.  
Tempered clear glass diffuser.  
Casing included.



GX53  
max 1 x 9W  
220-240Vac

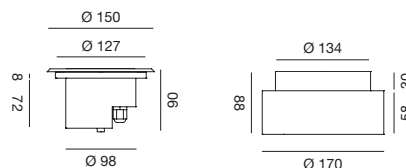
Lampadine non incluse  
Bulbs not included

Controcassa inclusa  
Casing included



Acciaio / Steel

**GES260** 1 x GX53



GX53  
max 1 x 9W  
220-240Vac

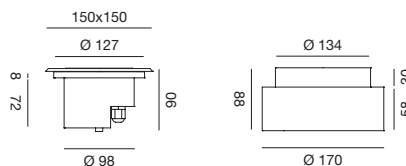
Lampadine non incluse  
Bulbs not included

Controcassa inclusa  
Casing included



Acciaio / Steel

**GES261** 1 x GX53



LAMPADINE UTILIZZABILI  
AVAILABLE BULBS

Vedi pagina / see page  
563

GX53	BEAM	CODE	POWER	CCT	FLUX	CRI
	120°	GLA091C GLA091N	8W 8W	3000K 4000K	760lm 760lm	>80 >80
	120°	GLA310C GLA310N	9W 9W	3000K 4000K	850lm 880lm	>80 >80

Faretto da incasso calpestabile.  
 Struttura in alluminio.  
 Cover in acciaio inossidabile.  
 Diffusore in vetro trasparente.  
 Controcassa inclusa.

Walkable recessed spotlight.  
 Aluminum body.  
 Stainless steel cover.  
 Transparent glass diffuser.  
 Casing included.



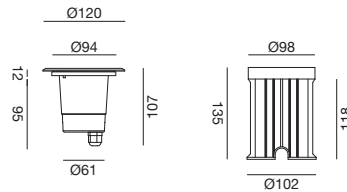
GU10  
 max 1 x 7W  
 220-240Vac

Lampadine non incluse  
 Bulbs not included

Controcassa inclusa  
 Casing included



Acciaio / Steel  
**GES270** 1 x GU10



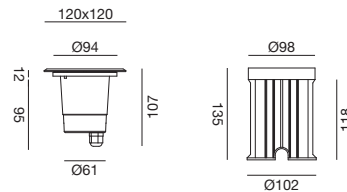
GU10  
 max 1 x 7W  
 220-240Vac

Lampadine non incluse  
 Bulbs not included

Controcassa inclusa  
 Casing included



Acciaio / Steel  
**GES271** 1 x GU10



LAMPADINE UTILIZZABILI  
 AVAILABLE BULBS

Vedi pagina / see page  
 564

GU10	BEAM	CODE	POWER	CCT	FLUX	CRI
		GLA241C	5W	3000K	420lm	>80
		GLA241N	5W	4000K	430lm	>80
		GLA243C	7W	3000K	590lm	>80
		GLA243N	7W	4000K	610lm	>80
		GLA242C	5W	3000K	410lm	>80
		GLA242N	5W	4000K	420lm	>80
		GLA244C	7W	3000K	550lm	>80
		GLA244N	7W	4000K	560lm	>80



Faretto da incasso calpestabile e orientabile.  
 Struttura in alluminio.  
 Cover in acciaio inossidabile.  
 Diffusore in vetro trasparente.  
 Controcassa inclusa.

Walkable and adjustable recessed spotlight.  
 Aluminum body.  
 Stainless steel cover.  
 Transparent glass diffuser.  
 Casing included.



GU10  
 max 1 x 7W  
 220-240Vac

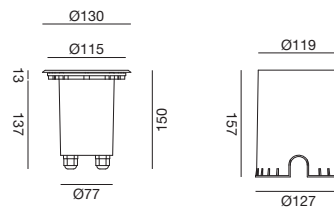
Lampadine non incluse  
 Bulbs not included

Controcassa inclusa  
 Casing included







Acciaio / Steel

**GES272** 1 x GU10



LAMPADINE UTILIZZABILI  
 AVAILABLE BULBS

Vedi pagina / see page  
 564

GU10	BEAM	CODE	POWER	CCT	FLUX	CRI
		GLA241C	5W	3000K	420lm	>80
		GLA241N	5W	4000K	430lm	>80
		GLA243C	7W	3000K	590lm	>80
		GLA243N	7W	4000K	610lm	>80
		GLA242C	5W	3000K	410lm	>80
		GLA242N	5W	4000K	420lm	>80
		GLA244C	7W	3000K	550lm	>80
		GLA244N	7W	4000K	560lm	>80







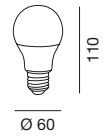
# LAMPADINE LED




## LED BULBS


LAMPADINE LED / LED BULBS **E27**

 not dimmable > 15.000 instant 25.000

LIGHT SOURCE	FINISHED	CODE	CCT	FLUX	
BULBS E27 LED 10W   220-240Vac CRI >80  BEAM  200°  Confezione da 10 pezzi Pack of 10 pieces		Plastica opale	<b>GLA230C</b>	3000K	855lm
		Opal plastic	<b>GLA230N</b>	4000K	880lm
			<b>GLA230</b>	6500K	910lm



BULBS E27 LED 8W   220-240Vac CRI >80  BEAM  360°		Vetro trasparente	<b>GLA260C</b>	2700K	1055lm
		Transparent glass	<b>GLA260N</b>	4000K	1055lm
		Vetro bianco	<b>GLA260B</b>	3000K	950lm









LAMPADINE LED / LED BULBS **GX53**




not dimmable &gt; 15.000 instant




LIGHT SOURCE		FINISHED	CODE	CCT	FLUX	
BULBS GX53 LED 8W   220-240Vac CRI >80		Plastica opale	<b>GLA091C</b>	3000K	760lm	
		Opal plastic	<b>GLA091N</b>	4000K	760lm	
BEAM						
BULBS GX53 LED 6W   220-240Vac CRI >80		Plastica opale	<b>GLA108C</b>	3000K	550lm	
		Opal plastic				
BEAM						
BULBS GX53 LED 9W   220-240Vac CRI >80		Ceramica bianca	<b>GLA310C</b>	3000K	850lm	
		White Ceramic	<b>GLA310N</b>	4000K	880lm	
BEAM						


LAMPADINE LED / LED BULBS **GU10**




LIGHT SOURCE		FINISHED	CODE	CCT	FLUX	
BULBS GU10 LED 5W   220-240Vac CRI >80		Plastica opale, diffusore trasparente	<b>GLA241C</b>	3000K	420lm	 54 Ø 50
			<b>GLA241N</b>	4000K	430lm	
BEAM		Opal plastic, transparent diffuser				
Confezione da 10 pezzi Pack of 10 pieces						

BULBS GU10 LED 7W   220-240Vac CRI >80		Plastica opale, diffusore trasparente	<b>GLA243C</b>	3000K	590lm	 54 Ø 50
			<b>GLA243N</b>	4000K	610lm	
BEAM		Opal plastic, transparent diffuser				
Confezione da 10 pezzi Pack of 10 pieces						

BULBS GU10 LED 5W   220-240Vac CRI >80		Plastica e diffusore opale	<b>GLA242C</b>	3000K	410lm	 58 Ø 49
			<b>GLA242N</b>	4000K	420lm	
BEAM		Opal plastic and diffuser				
Confezione da 10 pezzi Pack of 10 pieces						

BULBS GU10 LED 7W   220-240Vac CRI >80		Plastica e diffusore opale	<b>GLA244C</b>	3000K	550lm	 58 Ø 49
			<b>GLA244N</b>	4000K	560lm	
BEAM		Opal plastic and diffuser				
Confezione da 10 pezzi Pack of 10 pieces						



LIGHT SOURCE		FINISHED	CODE	CCT	FLUX	
BULBS GU10 LED 9W   220-240Vac CRI >80		Ceramica bianca, diffusore opale	<b>GLA350C</b>	3000K	900lm	 57 Ø 50
			<b>GLA350N</b>	4000K	950lm	
BEAM		White Ceramic, opal diffuser				
Confezione da 10 pezzi Pack of 10 pieces						

LAMPADINE LED / LED BULBS **G9**

not dimmable &gt; 15.000



instant

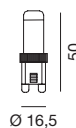
LIGHT SOURCE		FINISHED	CODE	CTT	FLUX		
--------------	--	----------	------	-----	------	--	--

BULBS G9 LED  
3W | 220-240Vac  
CRI >80



Plastica  
trasparente  
Transparent  
plastic

<b>GLA184C</b>	3000K	330lm
<b>GLA184N</b>	4000K	342lm



&gt; 15.000

BEAM



360°

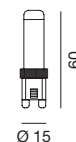
Confezione da 20 pezzi  
Pack of 20 pieces

BULBS G9 LED  
4,2W | 220-240Vac  
CRI >80



Plastica  
trasparente  
Transparent  
plastic

<b>GLA185H</b>	2700K	400lm
<b>GLA185C</b>	3000K	450lm
<b>GLA185N</b>	4000K	470lm



&gt; 15.000

BEAM



360°

Confezione da 20 pezzi  
Pack of 20 pieces

BULBS G9 LED  
7W | 220-240Vac  
CRI >80



Ceramica  
e plastica  
Ceramic  
and plastic

<b>GLA186C</b>	3000K	755lm
<b>GLA186N</b>	4000K	700lm



&gt; 12.500

BEAM



270°

Confezione da 20 pezzi  
Pack of 20 pieces

BULBS G9 LED  
4,8W | 220-240Vac  
CRI >80



Plastica  
trasparente  
Transparent  
plastic

<b>GLA360C</b>	3000K	600lm
<b>GLA360N</b>	4000K	630lm



&gt; 20.000

BEAM



360°

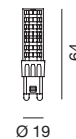
Confezione da 20 pezzi  
Pack of 20 pieces

BULBS G9 LED  
6W | 220-240Vac  
CRI >80



Plastica  
trasparente  
Transparent  
plastic

<b>GLA361C</b>	3000K	665lm
<b>GLA361N</b>	4000K	700lm



&gt; 20.000

BEAM



360°

Confezione da 20 pezzi  
Pack of 20 pieces







# INDICE CODICI

## CODE INDEX



GES290	446	GES581N	552	GES860C	420	GES885C	422	GES1001	450
GES291	446	GES600	498	GES860N	420	GES885N	422	GES1002	450
GES292	446	GES601	498	GES861C	420	GES900	438	GES1003	458
GES293	446	GES610	498	GES861N	420	GES901	438	GES1004	458
GES300	447	GES611	498	GES862C	420	GES902	438	GES1005	458
GES301	447	GES620	498	GES862N	420	GES903	439	GES1006	459
GES302	447	GES621	498	GES863C	420	GES904	439	GES1007	459
GES303	447	GES710	500	GES863N	420	GES905	439	GES1008	459
GES310	445	GES711	500	GES864C	420	GES910	440	GES1010	451
GES311	445	GES712	500	GES864N	420	GES911	440	GES1011	451
GES312	445	GES713	456	GES865C	420	GES912	440	GES1012	451
GES313	445	GES720	500	GES865N	420	GES913	441	GES1013	460
GES350	516	GES721	500	GES866C	420	GES914	441	GES1014	460
GES351	516	GES722	500	GES866N	420	GES915	441	GES1015	460
GES400	455	GES723	456	GES867C	420	GES960	424	GES1016	461
GES401	497	GES730	500	GES867N	420	GES960C	424	GES1017	461
GES402	497	GES731	500	GES870C	418	GES961	424	GES1018	461
GES410	455	GES732	500	GES870N	418	GES961C	424	GES1020	426
GES411	497	GES733	456	GES871C	418	GES962	424	GES1021	426
GES412	497	GES740	543	GES871N	418	GES962C	424	GES1022	426
GES420	455	GES741	543	GES872C	418	GES963	424	GES1023	426
GES421	497	GES742	543	GES872N	418	GES963C	424	GES1024	426
GES422	497	GES770	410	GES873C	418	GES964	424	GES1025	426
GES450	486	GES770C	410	GES873N	418	GES964C	424	GES1040	449
GES450C	486	GES771	410	GES874C	418	GES965	424	GES1041	449
GES451	486	GES771C	410	GES874N	418	GES965C	424	GES1042	449
GES451C	486	GES772	410	GES875C	418	GES970	425	GES1050	448
GES452	486	GES772C	410	GES875N	418	GES970C	425	GES1051	448
GES452C	486	GES830	406	GES876C	418	GES971	425	GES1052	448
GES480	494	GES831	406	GES876N	418	GES971C	425	GES1060	442
GES481	494	GES832	407	GES877C	418	GES972	425	GES1061	442
GES482	454	GES833	407	GES877N	418	GES972C	425	GES1062	442
GES483	494	GES840C	546	GES880C	422	GES980	519	GES1063	442
GES490	494	GES840N	546	GES880N	422	GES980C	519	GES1064	443
GES491	494	GES841C	546	GES881C	422	GES981	519	GES1065	443
GES492	454	GES841N	546	GES881N	422	GES981C	519	GES1066	443
GES493	494	GES842C	546	GES882C	422	GES982	519	GES1067	443
GES511	496	GES842N	546	GES882N	422	GES982C	519	GES1070	453
GES512	496	GES843C	546	GES883C	422	GES983	518	GES1071	453
GES521	496	GES843N	546	GES883N	422	GES984	518	GES1072	453
GES522	496	GES844C	546	GES884C	422	GES985	518	GES1073	452
GES580N	552	GES844N	546	GES884N	422	GES1000	450	GES1074	452

GES1075	452	GES2022	504	GES2130	530	GES2300	412	GES2412N	480
GES1110	502	GES2023	504	GES2131	530	GES2301	472	GES2413C	480
GES1111	502	GES2030	462	GES2132	530	GES2302	472	GES2413N	480
GES1112	503	GES2031	504	GES2140	530	GES2310	412	GES2414C	480
GES1113	503	GES2032	504	GES2141	530	GES2311	472	GES2414N	480
GES1120	520	GES2033	504	GES2142	530	GES2312	472	GES2415C	480
GES1121	520	GES2040	526	GES2210	414	GES2320	412	GES2415N	480
GES1122	503	GES2041	526	GES2211	414	GES2321	472	GES2420C	482
GES1123	503	GES2050	526	GES2212	414	GES2322	472	GES2420N	482
GES1130	540	GES2051	526	GES2213	414	GES2330C	474	GES2421C	482
GES1131	540	GES2060C	145	GES2214	414	GES2330N	474	GES2421N	482
GES1140	542	GES2060N	145	GES2215	414	GES2331C	474	GES2422C	482
GES1141	542	GES2061C	145	GES2220	536	GES2331N	474	GES2422N	482
GES1150	428	GES2070	430	GES2221	536	GES2332C	474	GES2423C	482
GES1151	488	GES2071	430	GES2222	536	GES2332N	474	GES2423N	482
GES1152	488	GES2072	430	GES2223	536	GES2333C	474	GES2424C	482
GES1160	428	GES2073	430	GES2230	534	GES2333N	474	GES2424N	482
GES1161	488	GES2074	430	GES2231	534	GES2340	545	GES2425C	482
GES1162	488	GES2075	430	GES2232	534	GES2341	545	GES2425N	482
GES1170C	520	GES2080	432	GES2233	534	GES2342	545	GES2430C	484
GES1170N	520	GES2081	432	GES2234	534	GES2343	545	GES2430N	484
GES1171C	520	GES2082	432	GES2235	534	GES2350	551	GES2431C	484
GES1171N	520	GES2083	432	GES2240	416	GES2351	551	GES2431N	484
GES1172C	520	GES2084	432	GES2241	416	GES2352	551	GES2432C	484
GES1172N	520	GES2085	432	GES2242	416	GES2360	478	GES2432N	484
GES1190C	522	GES2090	409	GES2243	416	GES2361	478	GES2433C	484
GES1190N	522	GES2091	409	GES2244	416	GES2370	478	GES2433N	484
GES1191C	522	GES2092	409	GES2245	416	GES2371	478	GES2434C	484
GES1191N	522	GES2100	408	GES2246	416	GES2380	478	GES2434N	484
GES1192C	522	GES2101	408	GES2247	416	GES2381	478	GES2435C	484
GES1192N	522	GES2102	408	GES2248	416	GES2390	478	GES2435N	484
GES2000C	524	GES2110C	528	GES2250C	548	GES2391	478	GESC10	551
GES2000N	524	GES2110N	528	GES2250N	548	GES2400	479	GFA040	164
GES2001C	524	GES2111C	528	GES2260	490	GES2401	479	GFA041	164
GES2001N	524	GES2111N	528	GES2261	490	GES2402	479	GFA042	164
GES2002C	524	GES2112C	528	GES2270	492	GES2403	479	GFA043	164
GES2002N	524	GES2112N	528	GES2271	492	GES2404	479	GFA044	164
GES2010	500	GES2120C	528	GES2280	539	GES2405	479	GFA050	166
GES2011	500	GES2120N	528	GES2281	539	GES2410C	480	GFA051	166
GES2012	500	GES2121C	528	GES2282	539	GES2410N	480	GFA052	166
GES2013	456	GES2121N	528	GES2290	539	GES2411C	480	GFA053	166
GES2020	462	GES2122C	528	GES2291	539	GES2411N	480	GFA054	166
GES2021	504	GES2122N	528	GES2292	539	GES2412C	480	GFA090	165

GFA091	165	GFA363	121	GFA770C	124	GFA982N	95	GFA1101N	142
GFA092	165	GFA364	121	GFA770N	124	GFA990C	96	GFA1110C	143
GFA093	165	GFA370	178	GFA771C	124	GFA990N	96	GFA1110N	143
GFA094	165	GFA371	178	GFA771N	124	GFA991C	96	GFA1111C	143
GFA130	167	GFA372	178	GFA850C	125	GFA991N	96	GFA1111N	143
GFA131	167	GFA373	178	GFA850N	125	GFA1000C	132	GFA1112C	143
GFA132	167	GFA374	179	GFA851C	125	GFA1001C	132	GFA1112N	143
GFA133	167	GFA375	179	GFA851N	125	GFA1010C	133	GFA1120C	160
GFA134	167	GFA376	179	GFA880C	126	GFA1011C	133	GFA1120N	160
GFA160	168	GFA377	179	GFA880N	126	GFA1020C	133	GFA1121C	160
GFA161	168	GFA441	122	GFA890C	126	GFA1021C	133	GFA1121N	160
GFA162	169	GFA442	122	GFA890N	126	GFA1030C	134	GFA1122C	160
GFA163	169	GFA590	180	GFA900C	127	GFA1030N	134	GFA1123C	160
GFA170	170	GFA591	180	GFA900N	127	GFA1031C	134	GFA1130C	162
GFA171	170	GFA592	182	GFA901C	127	GFA1031N	134	GFA1130N	162
GFA180	171	GFA593	182	GFA901N	127	GFA1040C	135	GFA1131C	162
GFA181	171	GFA594	183	GFA902C	127	GFA1041C	135	GFA1131N	162
GFA190	172	GFA595	183	GFA902N	127	GFA1042C	135	GFA1132C	162
GFA191	172	GFA611	184	GFA903C	127	GFA1050C	136	GFA1140C	228
GFA220	177	GFA750C	148	GFA903N	127	GFA1050N	136	GFA1140N	228
GFA221	177	GFA750N	148	GFA910C	128	GFA1051C	136	GFA1141C	228
GFA222	177	GFA751C	148	GFA910N	128	GFA1051N	136	GFA1141N	228
GFA230	174	GFA751N	148	GFA911C	128	GFA1060	106	GFA1150	186
GFA231	174	GFA752C	148	GFA911N	128	GFA1061	106	GFA1151	186
GFA240	175	GFA752N	148	GFA950C	130	GFA1062	106	GFA1160	188
GFA241	175	GFA753C	149	GFA950N	130	GFA1070	226	GFA1161	188
GFA301	120	GFA753N	149	GFA951C	130	GFA1071	226	GFA1170	189
GFA302	120	GFA754C	149	GFA951N	130	GFA1072	226	GFA1171	189
GFA303	120	GFA754N	149	GFA960C	130	GFA1080C	138	GFA1180	190
GFA304	120	GFA755C	149	GFA960N	130	GFA1080N	138	GFA1181	190
GFA310	176	GFA755N	149	GFA961C	130	GFA1081C	138	GFA1190	191
GFA311	176	GFA760C	224	GFA961N	130	GFA1081N	138	GFA1191	191
GFA312	176	GFA760N	224	GFA970C	94	GFA1090C	139	GFA1200	187
GFA313	176	GFA761C	224	GFA970N	94	GFA1090N	139	GFA1201	187
GFA320	173	GFA761N	224	GFA971C	94	GFA1091C	139	GFA1210	192
GFA321	173	GFA762C	224	GFA971N	94	GFA1091N	139	GFA1211	192
GFA322	173	GFA762N	224	GFA972C	95	GFA1092C	139	GFA1220	242
GFA331	245	GFA763C	225	GFA972N	95	GFA1092N	139	GFA1221	242
GFA332	245	GFA763N	225	GFA980C	94	GFA1093C	139	GFA1230	243
GFA351	244	GFA764C	225	GFA980N	94	GFA1093N	139	GFA1231	243
GFA352	244	GFA764N	225	GFA981C	94	GFA1100C	142	GFA1240C	100
GFA361	121	GFA765C	225	GFA981N	94	GFA1100N	142	GFA1240N	100
GFA362	121	GFA765N	225	GFA982C	95	GFA1101C	142	GFA1241C	100

GFA1241N	100	GFA1320	79	GFA1421	202	GFA1510	71	GFA1682N	222
GFA1250C	100	GFA1321	79	GFA1422	202	GFA1511	71	GFA1683C	222
GFA1250N	100	GFA1330	79	GFA1423	202	GFA1511CD	73	GFA1683N	222
GFA1251C	100	GFA1331	79	GFA1430C	230	GFA1511HD	73	GFA1690	150
GFA1251N	100	GFA1340	71	GFA1431C	230	GFA1511ND	73	GFA1691	150
GFA1260	75	GFA1340CD	73	GFA1432C	230	GFA1512	71	GFA1692	154
GFA1260CD	74	GFA1340ND	73	GFA1433C	230	GFA1520	60	GFA1693	154
GFA1260ND	74	GFA1341	71	GFA1460C	232	GFA1521	60	GFA1694	150
GFA1261	75	GFA1341CD	73	GFA1460H	232	GFA1530	62	GFA1695	150
GFA1261CD	74	GFA1341ND	73	GFA1461C	232	GFA1531	62	GFA1696	154
GFA1261ND	74	GFA1350	71	GFA1461H	232	GFA1540	56	GFA1697	154
GFA1262	75	GFA1350CD	73	GFA1462C	232	GFA1541	56	GFA1698	152
GFA1270	75	GFA1350HD	73	GFA1462H	232	GFA1550	58	GFA1699	152
GFA1270CD	74	GFA1350ND	73	GFA1463C	232	GFA1560	59	GFA1700	114
GFA1270HD	74	GFA1351	71	GFA1463H	232	GFA1570	200	GFA1701	114
GFA1270ND	74	GFA1351CD	73	GFA1470C	234	GFA1580	200	GFA1702	114
GFA1271	75	GFA1351HD	73	GFA1470H	234	GFA1590	102	GFA1703	114
GFA1271CD	74	GFA1351ND	73	GFA1471C	234	GFA1591	102	GFA1710	116
GFA1271HD	74	GFA1352	71	GFA1471H	234	GFA1600	238	GFA1711	116
GFA1271ND	74	GFA1353	71	GFA1472C	234	GFA1601	238	GFA1712	116
GFA1272	75	GFA1360	80	GFA1472H	234	GFA1620	240	GFA1713	116
GFA1280	77	GFA1361	80	GFA1473C	234	GFA1621	240	GFA1720	118
GFA1280CD	76	GFA1370	80	GFA1473H	234	GFA1630	104	GFA1721	118
GFA1280ND	76	GFA1371	80	GFA1474C	236	GFA1631	104	GFA1740	211
GFA1281	77	GFA1380	194	GFA1474H	236	GFA1660	159	GFA1741	211
GFA1281CD	76	GFA1381	194	GFA1475C	236	GFA1661	159	GFA1742	211
GFA1281ND	76	GFA1390	196	GFA1475H	236	GFA1662	159	GFA1743	211
GFA1282	77	GFA1391	196	GFA1476C	236	GFA1663	159	GFA1750C	92
GFA1290	77	GFA1394	246	GFA1476H	236	GFA1664	159	GFA1750N	92
GFA1290CD	76	GFA1395	246	GFA1477C	236	GFA1665	159	GFA1751C	92
GFA1290HD	76	GFA1398	248	GFA1477H	236	GFA1670C	90	GFA1751N	92
GFA1290ND	76	GFA1399	248	GFA1480C	156	GFA1670N	90	GFA1752C	92
GFA1291	77	GFA1400	144	GFA1480H	156	GFA1671C	90	GFA1752N	92
GFA1291CD	76	GFA1410C	146	GFA1481C	156	GFA1671N	90	GFA1753C	92
GFA1291HD	76	GFA1410N	146	GFA1481H	156	GFA1672C	90	GFA1753N	92
GFA1291ND	76	GFA1411C	146	GFA1482C	156	GFA1672N	90	GFA1754C	92
GFA1292	77	GFA1412C	146	GFA1482H	156	GFA1673C	90	GFA1754N	92
GFA1300	78	GFA1412N	146	GFA1483C	156	GFA1673N	90	GFA1755C	92
GFA1301	78	GFA1413C	146	GFA1483H	156	GFA1680C	222	GFA1755N	92
GFA1302	78	GFA1414C	146	GFA1500	236	GFA1680N	222	GFA1760C	98
GFA1310	78	GFA1414N	146	GFA1501	236	GFA1681C	222	GFA1760N	98
GFA1311	78	GFA1415C	146	GFA1502	236	GFA1681N	222	GFA1761C	98
GFA1312	78	GFA1420	202	GFA1503	236	GFA1682C	222	GFA1761N	98

GFA1762C	98	GFA1841	34	GFA1912	42	GLA230	562	GPL242N	229
GFA1762N	98	GFA1842	34	GFA1913	42	GLA230C	562	GPL243C	229
GFA1763C	98	GFA1843	34	GFA1914	42	GLA230N	562	GPL243N	229
GFA1763N	98	GFA1844	34	GFA1915	42	GLA241C	564	GPL250	434
GFA1770C	71	GFA1845	34	GFA1920C	392	GLA241N	564	GPL251	434
GFA1770CD	73	GFA1850	34	GFA1920N	392	GLA242C	564	GPL252	434
GFA1770ND	73	GFA1851	34	GFA1921C	392	GLA242N	564	GPL253	434
GFA1771C	71	GFA1852	34	GFA1921N	392	GLA243C	564	GPL260C	214
GFA1771CD	73	GFA1853	34	GFA1922C	392	GLA243N	564	GPL260N	214
GFA1771HD	73	GFA1854	34	GFA1922N	392	GLA244C	564	GPL261C	214
GFA1771ND	73	GFA1855	34	GFA1923C	392	GLA244N	564	GPL261N	214
GFA1772C	71	GFA1860	35	GFA1923N	392	GLA260B	562	GPL262C	214
GFA1790	29	GFA1861	35	GFA1930CD	68	GLA260C	562	GPL262N	214
GFA1791	29	GFA1862	35	GFA1930ND	68	GLA260N	562	GPL270C	214
GFA1792	29	GFA1863	35	GFA1931CD	68	GLA310C	563	GPL270N	214
GFA1793	29	GFA1864	35	GFA1931ND	68	GLA310N	563	GPL271C	214
GFA1794	29	GFA1865	35	GFA1940CD	69	GLA350C	564	GPL271N	214
GFA1795	29	GFA1870	35	GFA1940ND	69	GLA350N	564	GPL272C	214
GFA1800	29	GFA1871	35	GFA1941CD	69	GLA360C	565	GPL272N	214
GFA1801	29	GFA1872	35	GFA1941ND	69	GLA360N	565	GPL300C	216
GFA1802	29	GFA1873	35	GFIB03	508	GLA361C	565	GPL300N	216
GFA1803	29	GFA1874	35	GFIB04	508	GLA361N	565	GPL301C	216
GFA1804	29	GFA1875	35	GFIN03	508	GLI020	512	GPL301N	216
GFA1805	29	GFA1880	36	GFIN04	508	GLI021	512	GPL302C	216
GFA1810	29	GFA1881	36	GKI150	258	GLI022	512	GPL302N	216
GFA1811	29	GFA1882	36	GKI150I	258	GLS030	469	GPL310C	217
GFA1812	29	GFA1883	36	GKI300	260	GLS031	469	GPL310N	217
GFA1813	29	GFA1884	36	GKI302	260	GLS032	469	GPL311C	217
GFA1814	29	GFA1885	36	GKI310	261	GLS050	466	GPL311N	217
GFA1815	29	GFA1890	38	GKI312	261	GLS051	466	GPL312C	217
GFA1820	30	GFA1891	38	GKI421P	277	GLS052	466	GPL312N	217
GFA1821	30	GFA1892	38	GKI421R	277	GLS053	466	GPL320	219
GFA1822	30	GFA1893	38	GKI421S	277	GLS054	466	GPL321	219
GFA1823	30	GFA1894	38	GLA091C	563	GLS055	466	GPL322	219
GFA1824	30	GFA1895	38	GLA091N	563	GLSAD1	466 469	GPL323	219
GFA1825	30	GFA1900	40	GLA108C	563	GLSAD2	466 469	GPL324	219
GFA1830	30	GFA1901	40	GLA184C	565	GOTPB1	322	GPL325	219
GFA1831	30	GFA1902	40	GLA184N	565	GOTTB1	322	GPL326	219
GFA1832	30	GFA1903	40	GLA185C	565	GPL240C	229	GPL327	219
GFA1833	30	GFA1904	40	GLA185H	565	GPL240N	229	GPL328	219
GFA1834	30	GFA1905	40	GLA185N	565	GPL241C	229	GPL329	219
GFA1835	30	GFA1910	42	GLA186C	565	GPL241N	229	GPL330C	220
GFA1840	34	GFA1911	42	GLA186N	565	GPL242C	229	GPL330H	220

GPL331C	220	GPL414	211	GSOG04N	268	GST172C	365	GSTP04	385
GPL331H	220	GPL415	211	GST061R	368	GST172N	365	GSTP05	385
GPL332C	220	GPL416	211	GST062R	368	GST173C	365	GSTP06	385
GPL332H	220	GPL417	211	GST063R	369	GST173N	365	GSTP07	385
GPL333C	220	GPL420	272	GST110C	361	GST180C	366	GSTP21	348
GPL333H	220	GPL421	276	GST110N	361	GST180N	366	GSTP22	348
GPL334C	220	GPL430	272	GST120C	361	GST181C	366	GSTP41	351
GPL334H	220	GPL431	276	GST120N	361	GST181N	366	GSTP61	354
GPL335C	220	GPRPB1	324	GST130C	362	GST182C	367	GSTP72	354
GPL335H	220	GPRTB1	324	GST130N	362	GST182N	367	GSTP82	351
GPL340	396	GRAPB1	284	GST140C	364	GST183C	367	GSTP101	355
GPL341	396	GRAPN1	284	GST140N	364	GST183N	367	GSTP103	355
GPL342	396	GRATB1	284	GST141C	360	GST184R	369	GSTP121	351
GPL343	396	GRATN1	284	GST141N	360	GST185R	369	GSTP123	351
GPL350	398	GRI015	96	GST143C	361	GST190C	384	GSTP131	354
GPL351	398	GRI060	96	GST143N	361	GST190N	384	GSTP133	354
GPL352	398	GROPB1	320	GST144C	363	GST200C	372	GSTP140	350
GPL360	400	GROTB1	320	GST144N	363	GST201C	372	GSTP150	350
GPL361	400	GSO100	262	GST150C	362	GST202C	372	GSTP170	349
GPL362	400	GSO101	262	GST150H	362	GST210C	380	GSTP180	353
GPL370	402	GSO110C	266	GST150N	362	GST210N	380	GSTP181	353
GPL371	402	GSO110N	266	GST151C	363	GSTC05	389	GSTP190	375
GPL372	402	GSO111C	266	GST151H	363	GSTC06	389	GSTP191	375
GPL380	212	GSO111N	266	GST151N	363	GSTC08	389	GSTP200	381
GPL381	212	GSO120C	268	GST154C	367	GSTC09	389	GSTP210	381
GPL382	212	GSO120N	268	GST154N	367	GSTC10	389	GSTP230	352
GPL383	212	GSO121C	268	GST160C	360	GSTC17	388	GSTP231	352
GPL390	206	GSO121N	268	GST160N	360	GSTC18	388	GSTP240	346
GPL391	206	GSO130C	270	GST161C	363	GSTC20	385	GSTP241	346
GPL392	206	GSO130N	270	GST161N	363	GSTC21	385	GSTPT1	375
GPL393	206	GSO131C	270	GST162C	364	GSTC22	374	GSTPT2	375
GPL400	208	GSO131N	270	GST162N	364	GSTC23	374	GSTPT3	375
GPL401	208	GSO150	258	GST163C	365	GSTC24	381	GSTPT4	375
GPL402	208	GSO151	258	GST163H	365	GSTKP1	374	GSTPT5	375
GPL403	208	GSO152	258	GST163N	365	GSTKP2	374	GSTPT6	375
GPL404	208	GSO153	258	GST164R	368	GSTKP3	374	GSTPT7	381
GPL405	208	GSOG01C	268	GST165R	368	GSTKS1	374	GSTPT8	381
GPL406	208	GSOG01N	268	GST166C	366	GSTKS2	374	GSTPT9	381
GPL407	208	GSOG02C	268	GST166N	366	GSTKS3	374	GSTSI1	381 385
GPL410	211	GSOG02N	268	GST170C	362	GSTKS4	374	GSTT15	387
GPL411	211	GSOG03C	268	GST170N	362	GSTKS5	374	GSTT16	387
GPL412	211	GSOG03N	268	GST171C	364	GSTKS6	374	GSTT18	387
GPL413	211	GSOG04C	268	GST171N	364	GSTP01	389		



<b>GSTT30</b>	386	<b>PBAPB1</b>	287	<b>PCAPA1</b>	335	<b>PGIPGP</b>	314	<b>PLUPNC</b>	303
<b>GSTT31</b>	386	<b>PBAPB2</b>	287	<b>PCAPA2</b>	335		295	<b>PLUPNC3</b>	303
<b>GSTT32</b>	386	<b>PBAPN1</b>	287	<b>PCAPA3</b>	335	<b>PGIPP1</b>	314	<b>PLUPND</b>	303
<b>GSTT33</b>	386	<b>PBAPN2</b>	287	<b>PCATA1</b>	336		328	<b>PLUPND3</b>	303
<b>GSTT34</b>	386	<b>PBATB1</b>	287	<b>PCATA2</b>	336	<b>PKICSB</b>	294	<b>PLUPOC</b>	303
<b>GSTT35</b>	386	<b>PBATB2</b>	287	<b>PCATA3</b>	336	<b>PKICSN</b>	294	<b>PLUPOC3</b>	303
<b>GSTT36</b>	386	<b>PBATN1</b>	287	<b>PCAXA1</b>	336	<b>PKICSO</b>	294	<b>PLUPOD</b>	303
<b>GSTT37</b>	386	<b>PBATN2</b>	287	<b>PCAXA2</b>	336	<b>PKISB1</b>	294	<b>PLUPOD3</b>	303
<b>GSTT38</b>	386	<b>PBLPB1</b>	289	<b>PCAXA3</b>	336	<b>PKISDB</b>	294	<b>PLUTCB</b>	303
<b>GSTT40</b>	386	<b>PBLPB2</b>	289		295	<b>PKISDN</b>	294	<b>PLUTCN</b>	303
<b>GSTT41</b>	386	<b>PBLPN1</b>	289	<b>PCO01</b>	314	<b>PKISDO</b>	294	<b>PLUTCO</b>	303
<b>GSTT42</b>	386	<b>PBLPN2</b>	289		329	<b>PKISN1</b>	294	<b>PLUTCO</b>	303
<b>GSTT44</b>	387	<b>PBLTB1</b>	289		336	<b>PKISNDB</b>	294	<b>PLUTDB</b>	303
<b>GSTT45</b>	387	<b>PBLTB2</b>	289	<b>PCO02</b>	295	<b>PKISNDN</b>	294	<b>PLUTDN</b>	303
<b>GSTT46</b>	387	<b>PBLTN1</b>	289		329	<b>PKISNDO</b>	294	<b>PLUTDO</b>	303
<b>GSTT47</b>	386	<b>PBLTN2</b>	289		336	<b>PKISO1</b>	294	<b>PMALA1</b>	340
<b>GSTT48</b>	386	<b>PBUPB1</b>	291	<b>PCO03</b>	295	<b>PLIKG1</b>	329	<b>PMALA2</b>	340
<b>GSTT49</b>	387	<b>PBUPB2</b>	291		314	<b>PLIKM1</b>	329	<b>PMAPA1</b>	338
<b>GSTT50</b>	387	<b>PBUPN1</b>	291	<b>PCO04</b>	329	<b>PLIPRBG</b>	327	<b>PMAPA2</b>	338
<b>GSTT51</b>	387	<b>PBUPN2</b>	291		336	<b>PLIPRBP</b>	327	<b>PMATA1</b>	340
<b>GSTT57</b>	480 482	<b>PBUPO1</b>	291	<b>PCO05</b>	350	<b>PLIPRNG</b>	327	<b>PMATA2</b>	340
<b>GSTTE2</b>	388	<b>PBUPO2</b>	291	<b>PCO06</b>	340	<b>PLIPRNP</b>	327	<b>PMAXA1</b>	340
<b>GSTTE4</b>	388	<b>PBUTB1</b>	291		354	<b>PLITRBG</b>	327	<b>PMAXA2</b>	340
<b>GSTTE5</b>	388	<b>PBUTB2</b>	291	<b>PCO07</b>	346	<b>PLITRBP</b>	327	<b>PRIACFB</b>	312
<b>GSTTE6</b>	388	<b>PBUTN1</b>	291	<b>PCO08</b>	346	<b>PLITRNG</b>	327	<b>PRIACFN</b>	312
<b>GTIPB2</b>	310	<b>PBUTN2</b>	291	<b>PGIAG1</b>	329	<b>PLITRNP</b>	327	<b>PRIPB2</b>	292
<b>GTIPB3</b>	310	<b>PBUTO1</b>	291	<b>PGIAGP</b>	329	<b>PLUKIA</b>	304	<b>PRIPN2</b>	292
<b>GTIPN2</b>	310	<b>PBUTO2</b>	291		295	<b>PLUKIL</b>	304	<b>PRITAFB</b>	312
<b>GTIPN3</b>	310	<b>PCALA1</b>	336	<b>PGIAP1</b>	314	<b>PLUPBC</b>	303	<b>PRITAFN</b>	312
<b>GTITB1</b>	310	<b>PCALA2</b>	336		328	<b>PLUPBC3</b>	303	<b>PRITB2</b>	292
<b>GTITN1</b>	310	<b>PCALA3</b>	336	<b>PGILG1</b>	329	<b>PLUPBD</b>	303	<b>PRITN2</b>	292
				<b>PGILGP</b>	314	<b>PLUPBD3</b>	303	<b>PSFP01</b>	295
					295				
				<b>PGILP1</b>	314				
					328				
				<b>PGIPG1</b>	329				

# PIÙ STORIE, PIÙ ISPIRAZIONE, SEGUICI SUI SOCIAL



**Seguici sui social per ispirarti con soluzioni di design, novità dal mondo dell'illuminazione e consigli su come valorizzare i tuoi spazi con la luce giusta. Scopri progetti, tendenze e idee per trasformare ogni ambiente.**

Follow us on social media for inspiration with design solutions, the latest lighting trends, and tips on how to enhance your spaces with the perfect light. Discover projects, trends, and ideas to transform any environment.



GEA LUCE s.r.l.  
Via Teodoro Tardio  
71016 - San Severo (FG)

T +39 0882 37.49.54  
F +39 0882 33.61.61

Amministrazione: [amministrazione@gealuce.com](mailto:amministrazione@gealuce.com)  
Commerciale Italia: [info@gealuce.com](mailto:info@gealuce.com)  
Commerciale estero: [estero@gealuce.com](mailto:estero@gealuce.com)  
Assistenza tecnica: [assistenza@gealuce.com](mailto:assistenza@gealuce.com)

[www.gealuce.com](http://www.gealuce.com)

**Courtesy location**  
Villa Bighi, Copparo di Ferrara

**Courtesy artistic works**  
Dante Bighi 1926-1994  
Enrico Pambianchi 2017

**Photo unsplash.com:**  
Photo editing  
[Quasarfoto.com](http://Quasarfoto.com)

Jean Philippe Delberghe p. 286  
Charles Deluvio p. 288  
Mahdis Mousavi p. 290  
Darshan Patel p. 293  
Jorgen Haland p. 313  
Maros Fecik p. 326  
Random Sky p. 334  
Kirill p. 341

© GEA LUCE s.r.l.

Project  
**CREATIVEAREA.STUDIO**

Photo / Photo editing  
**AsolanaGroup**  
**Archivio Gea Luce**  
**Quasar**

Print  
**AsolanaGroup**

Printed in Italy  
**September 2025**



[gealuce.com](http://gealuce.com)